

# Weekly SLA Customer Report

Customer LLG\_Production  
 Database ID 53



Harddisk Usage LLG\_PRD\_APP01

	Free disk space on C: (%)	Total disk space on C: (Gb)	Used disk space on C: (Gb)	Free disk space on D: (%)	Total disk space on D: (Gb)	Used disk space on D: (Gb)
24-9-2022	22	200	156	96	200	9
23-9-2022	22	200	156	96	200	9
22-9-2022	22	200	156	96	200	9
21-9-2022	22	200	156	96	200	9
20-9-2022	22	200	156	96	200	9
19-9-2022	22	200	155	96	200	9
18-9-2022	23	200	155	96	200	9

Harddisk Usage LLG\_PRD\_APP02

	Free disk space on C: (%)	Total disk space on C: (Gb)	Used disk space on C: (Gb)	Free disk space on D: (%)	Total disk space on D: (Gb)	Used disk space on D: (Gb)
24-9-2022	58	200	84	92	200	16
23-9-2022	58	200	84	92	200	16
22-9-2022	58	200	84	92	200	16
21-9-2022	58	200	84	92	200	16
20-9-2022	58	200	84	92	200	16
19-9-2022	58	200	84	92	200	16
18-9-2022	58	200	84	92	200	16

# Weekly SLA Customer Report

Customer LLG\_Production  
Database ID 53



## Harddisk Usage LLG\_PRD\_BI02

	Free disk space on C: (%)	Total disk space on C: (Gb)	Used disk space on C: (Gb)	Free disk space on D: (%)	Total disk space on D: (Gb)	Used disk space on D: (Gb)
24-9-2022	59	150	62	51	685	338
23-9-2022	59	150	62	51	685	336
22-9-2022	59	150	62	51	685	336
21-9-2022	59	150	62	51	685	336
20-9-2022	59	150	62	51	685	336
19-9-2022	59	150	62	51	685	336
18-9-2022	59	150	62	51	685	336

## Harddisk Usage LLG\_PRD\_OR01

	Free disk space on C: (%)	Total disk space on C: (Gb)	Used disk space on C: (Gb)	Free disk space on D: (%)	Total disk space on D: (Gb)	Used disk space on D: (Gb)	Free disk space on E: (%)	Total disk space on E: (Gb)	Used disk space on E: (Gb)
24-9-2022	83	279	46	54	928	424	46	749	408
23-9-2022	83	279	46	54	928	424	41	749	443
22-9-2022	83	279	46	54	928	424	42	749	436
21-9-2022	84	279	46	54	928	424	47	749	400
20-9-2022	84	279	46	54	928	424	41	749	442
19-9-2022	84	279	46	54	928	424	42	749	432
18-9-2022	84	279	46	54	928	424	47	749	399

# Weekly SLA Customer Report

Customer LLG\_Production  
Database ID 53



## Harddisk Usage LLG\_PRD\_OR02

	Free disk space on C: (%)	Total disk space on C: (Gb)	Used disk space on C: (Gb)	Free disk space on D: (%)	Total disk space on D: (Gb)	Used disk space on D: (Gb)	Free disk space on E: (%)	Total disk space on E: (Gb)	Used disk space on E: (Gb)
24-9-2022	87	279	36	88	1,117	131	93	559	38
23-9-2022	87	279	36	88	1,117	131	93	559	38
22-9-2022	87	279	36	88	1,117	131	93	559	38
21-9-2022	87	279	36	88	1,117	131	93	559	38
20-9-2022	87	279	36	88	1,117	131	93	559	38
19-9-2022	87	279	36	88	1,117	131	93	559	38
18-9-2022	87	279	36	88	1,117	131	93	559	38

## Harddisk Usage LLG\_PRD\_TS2

	Free disk space on C: (%)	Total disk space on C: (Gb)	Used disk space on C: (Gb)	Free disk space on D: (%)	Total disk space on D: (Gb)	Used disk space on D: (Gb)	Free disk space on E: (%)	Total disk space on E: (Gb)	Used disk space on E: (Gb)
24-9-2022	23	279	215	60	993	397	56	684	299
23-9-2022	23	279	215	60	993	397	56	684	299
22-9-2022	23	279	214	60	993	397	56	684	300
21-9-2022	23	279	214	60	993	397	56	684	300
20-9-2022	23	279	214	60	993	397	56	684	300
19-9-2022	23	279	214	60	993	397	49	684	352
18-9-2022	23	279	214	60	993	397	56	684	301

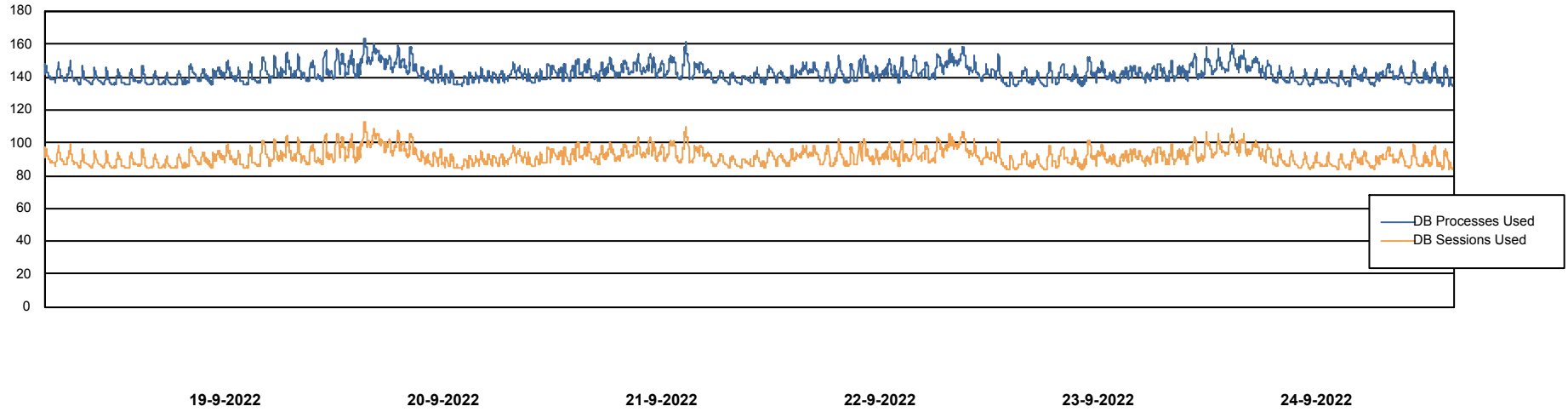
# Weekly SLA Customer Report

Customer LLG\_Production  
Database ID 53



## Database Performance LLGDB\_Production

DB Processes Max 4  
DB Processes Max 300



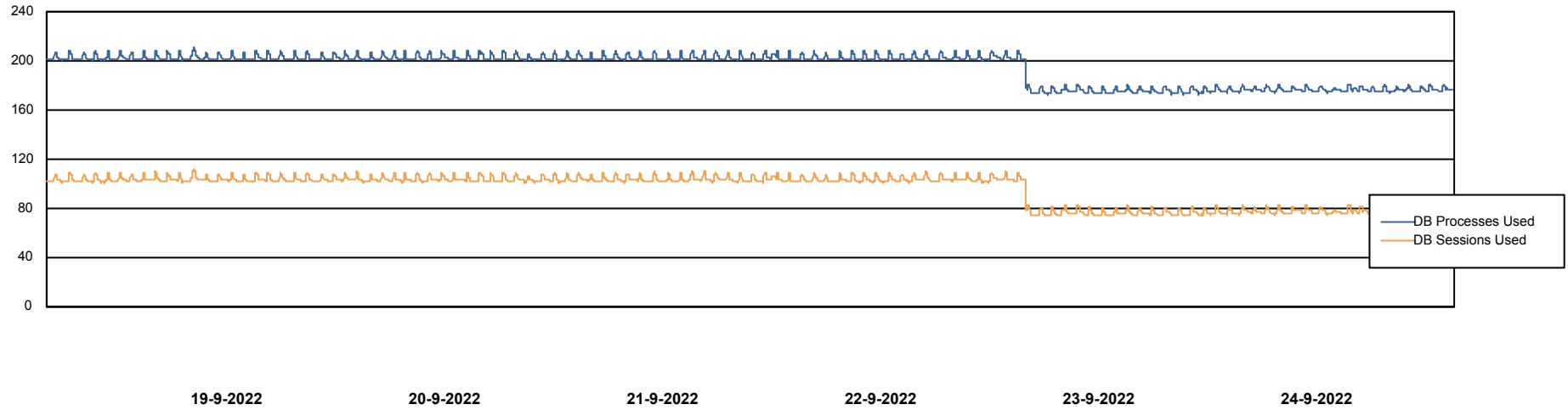
# Weekly SLA Customer Report

Customer LLG\_Production  
Database ID 53



## Database Performance LLGDB\_Standby\_TS2

DB Processes Max 300  
DB Processes Max 4  
DB Processes Max 0



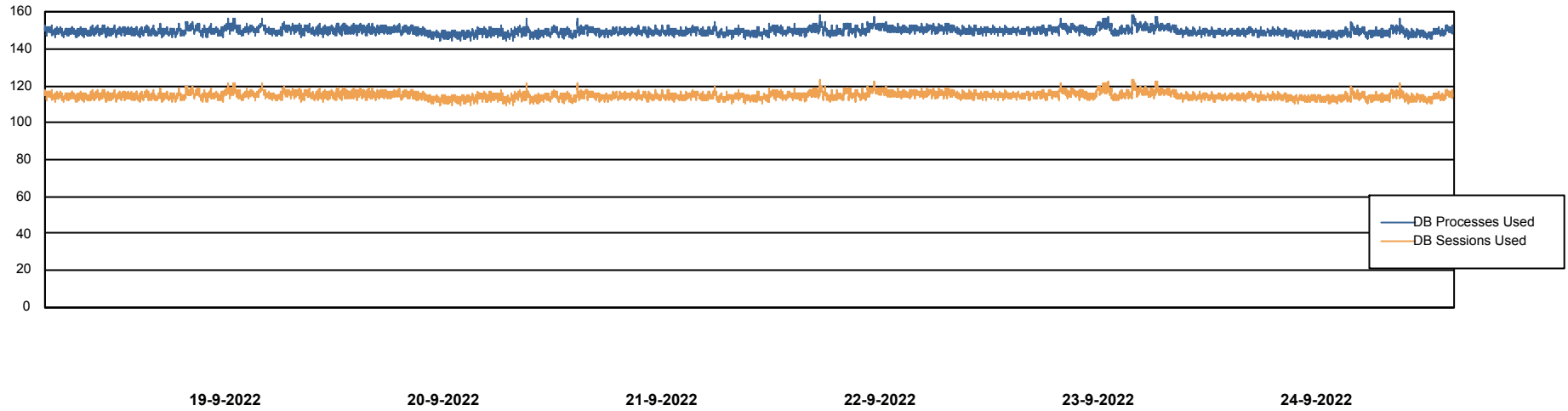
# Weekly SLA Customer Report

Customer LLG\_Production  
Database ID 53



Database Performance LLGDBBI\_Production

DB Processes Max 1,000



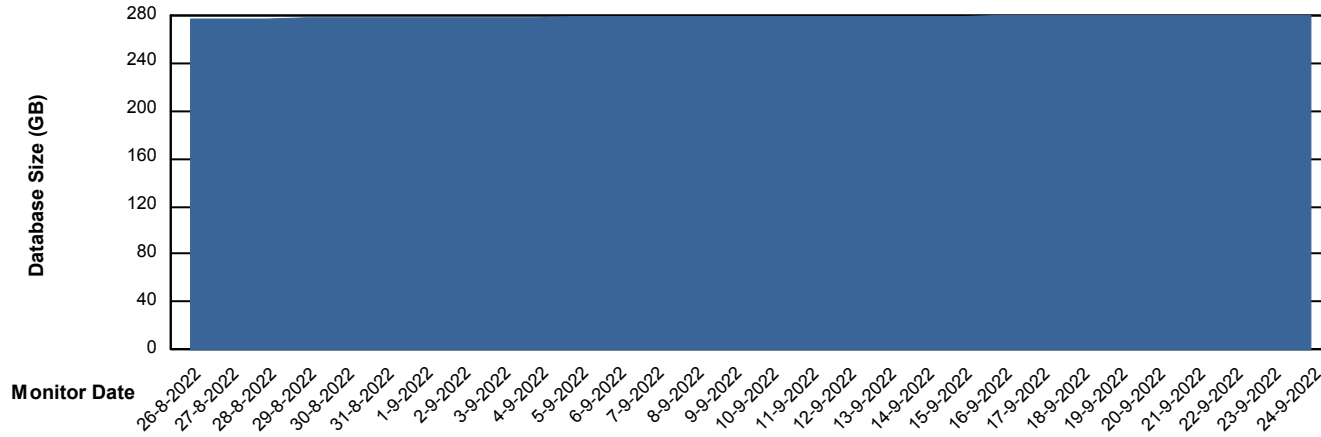
# Weekly SLA Customer Report

Customer LLG\_Production  
Database ID 53



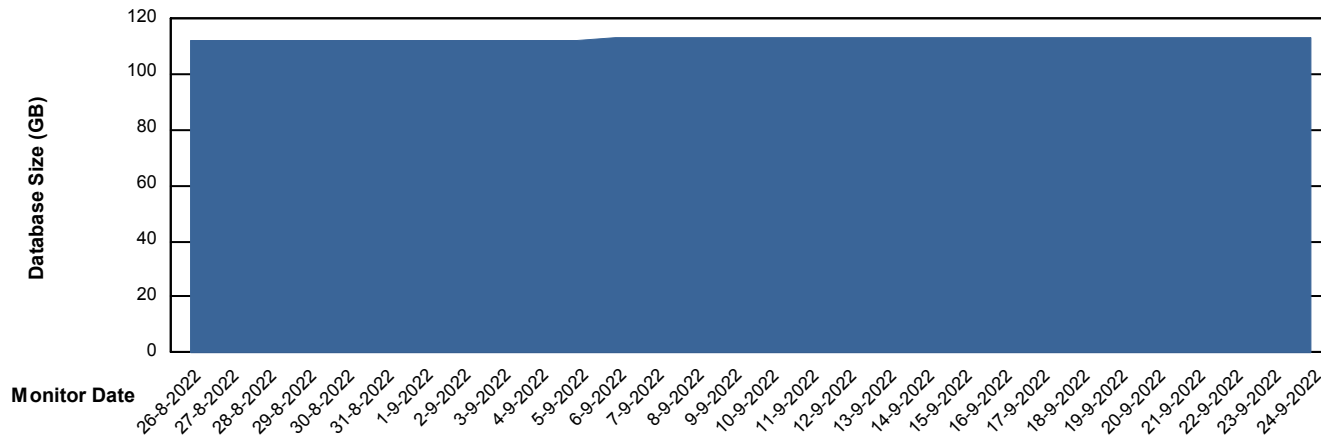
DATABASE SIZE LLGDB\_Production

### Database growth over last month



DATABASE SIZE LLGDBBI\_Production

### Database growth over last month



# Weekly SLA Customer Report

Customer LLG\_Production  
Database ID 53



## Database Tablespace LLGDB\_Production

Date	Tablespace Name	Filesize (Gb)	Usedsize (Gb)	Percentage free
24-9-2022	ABSDATA	178	111	38
	INDX	191	159	17
23-9-2022	ABSDATA	178	111	38
	INDX	191	159	17
22-9-2022	ABSDATA	178	111	38
	INDX	191	159	17
21-9-2022	ABSDATA	178	111	38
	INDX	191	159	17
20-9-2022	ABSDATA	178	111	38
	INDX	191	159	17
19-9-2022	ABSDATA	178	111	38
	INDX	191	159	17
18-9-2022	ABSDATA	178	111	38
	INDX	191	159	17

# Weekly SLA Customer Report

Customer LLG\_Production  
 Database ID 53



Database Tablespace LLGDBBI\_Production

Date	Tablespace Name	Filesize (Gb)	Usedsize (Gb)	Percentage free
24-9-2022	ABSDATA	100	50	50
	INDX	120	56	53
23-9-2022	ABSDATA	100	50	50
	INDX	120	56	53
22-9-2022	ABSDATA	100	50	50
	INDX	120	56	53
21-9-2022	ABSDATA	100	50	50
	INDX	120	56	53
20-9-2022	ABSDATA	100	50	50
	INDX	120	56	53
19-9-2022	ABSDATA	100	50	50
	INDX	120	56	53
18-9-2022	ABSDATA	100	50	50
	INDX	120	56	53

BI Status and last ETL error for LLGDBBI\_Production

	ma 19/9/2022	di 20/9/2022	wo 21/9/2022	do 22/9/2022	vr 23/9/2022	za 24/9/2022
<b>ABS DataWarehouse ETL Health</b>	OK	OK	OK	OK	OK	Not OK
<b>ABS DWHStaging ETL Health</b>	OK	OK	OK	OK	OK	OK

# Weekly SLA Customer Report

Customer LLG\_Production  
Database ID 53



BI last ETL error for	LLGDBBI_Production
zo, 18-09-2022	None
di, 20-09-2022	None
zo, 18-09-2022	None
di, 20-09-2022	None
do, 22-09-2022	None
za, 24-09-2022	None
za, 24-09-2022	None
do, 22-09-2022	None
ma, 19-09-2022	None
wo, 21-09-2022	None
vr, 23-09-2022	None
za, 24-09-2022	ORA-02063: preceding 2 lines from ABSDWHSTAGING_LOCATION
vr, 23-09-2022	None
ma, 19-09-2022	None
wo, 21-09-2022	None

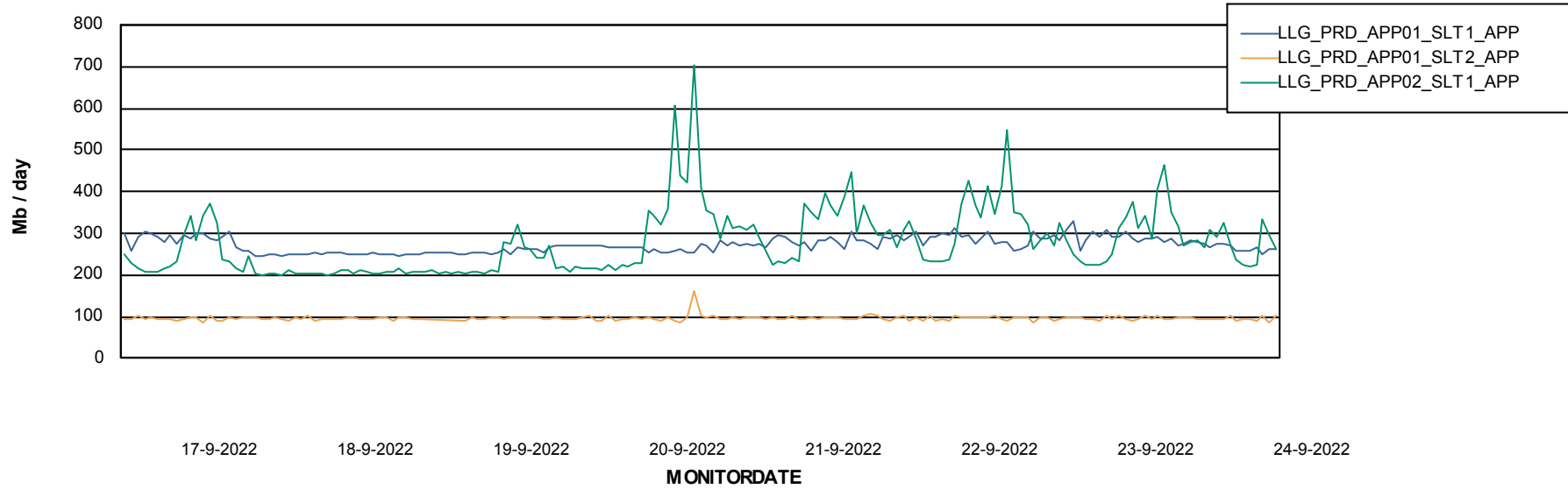
# Weekly SLA Customer Report

Customer LLG\_Production  
Database ID 53



## ABSolute Application Server Services

### Avg memory used per ABS Server Service



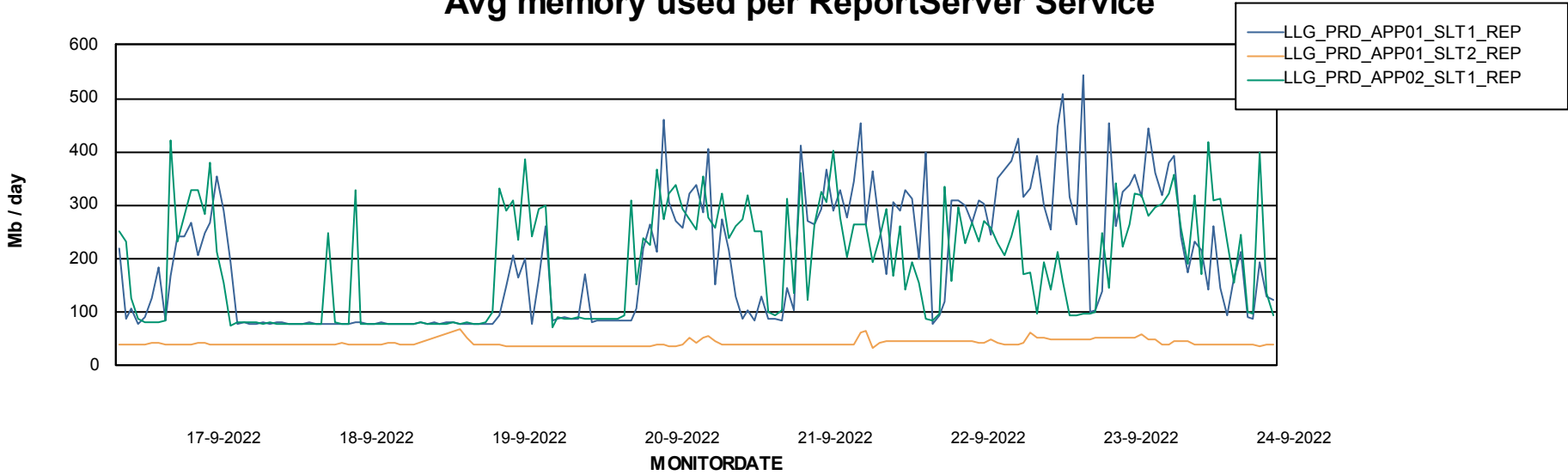
# Weekly SLA Customer Report

Customer LLG\_Production  
Database ID 53

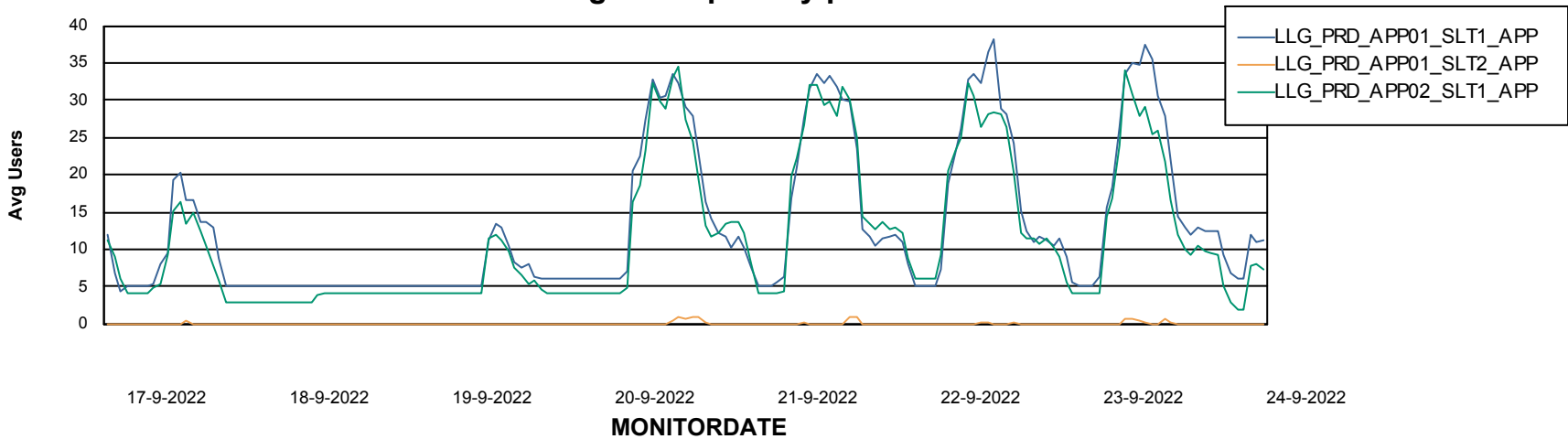


## ABSSolute Application Server Services

### Avg memory used per ReportServer Service



### Avg users per day per ABS server



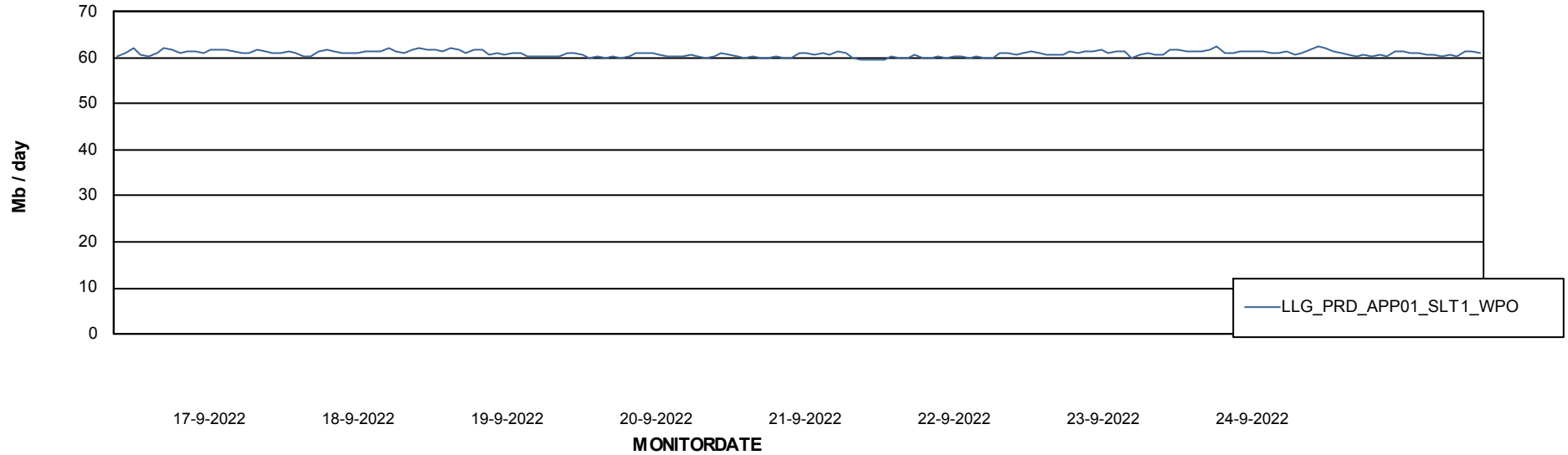
# Weekly SLA Customer Report

Customer LLG\_Production  
Database ID 53



## ABSSolute Application Server Services

### Avg memory used per ABS Web component



# Weekly SLA Customer Report

Customer LLG\_Production  
Database ID 53



## Disaster per ABS component

