

# Weekly SLA Customer Report

Customer PCO\_Production (Bronze)  
 Database ID 44



Harddisk Usage PCO\_PRD\_ORACLE1

	Free disk space on C: (%)	Total disk space on C: (Gb)	Used disk space on C: (Gb)	Free disk space on D: (%)	Total disk space on D: (Gb)	Used disk space on D: (Gb)
17-9-2022	25	447	335	40	1,676	1,012
16-9-2022	25	447	335	40	1,676	1,002
15-9-2022	25	447	335	40	1,676	1,001
14-9-2022	25	447	334	40	1,676	999
13-9-2022	25	447	334	40	1,676	998
12-9-2022	25	447	334	40	1,676	998
11-9-2022	25	447	334	41	1,676	997

Harddisk Usage PCO\_PRD\_ORACLE2

	Free disk space on C: (%)	Total disk space on C: (Gb)	Used disk space on C: (Gb)	Free disk space on D: (%)	Total disk space on D: (Gb)	Used disk space on D: (Gb)
17-9-2022	51	279	137	21	838	665
16-9-2022	51	279	137	21	838	665
15-9-2022	51	279	137	21	838	663
14-9-2022	51	279	137	21	838	661
13-9-2022	51	279	136	21	838	661
12-9-2022	51	279	136	21	838	660
11-9-2022	51	279	136	21	838	660

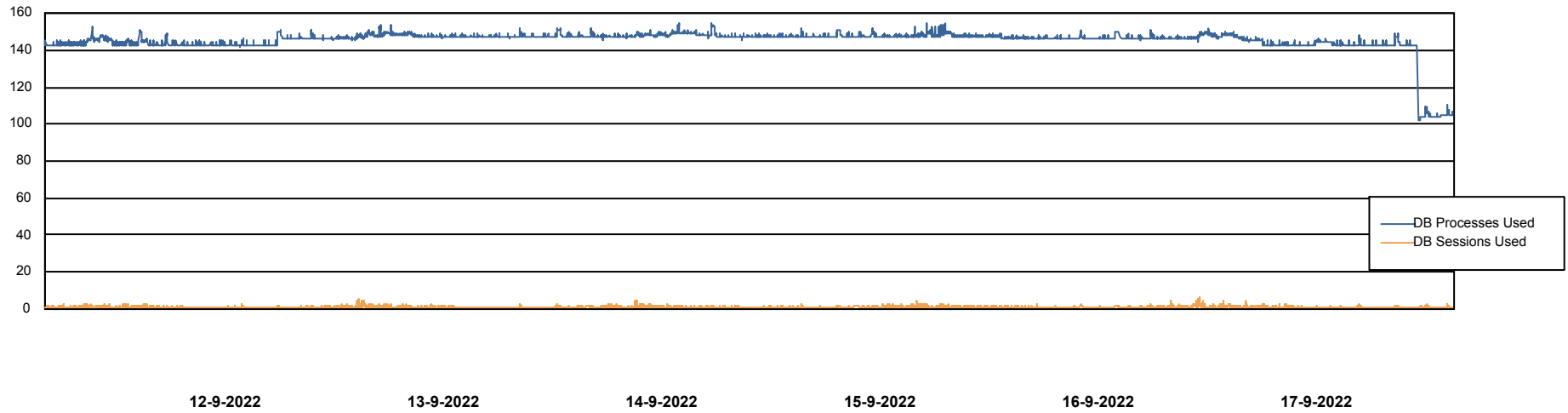
# Weekly SLA Customer Report

Customer PCO\_Production (Bronze)  
Database ID 44



Database Performance PCODB\_Production

DB Processes Max 350



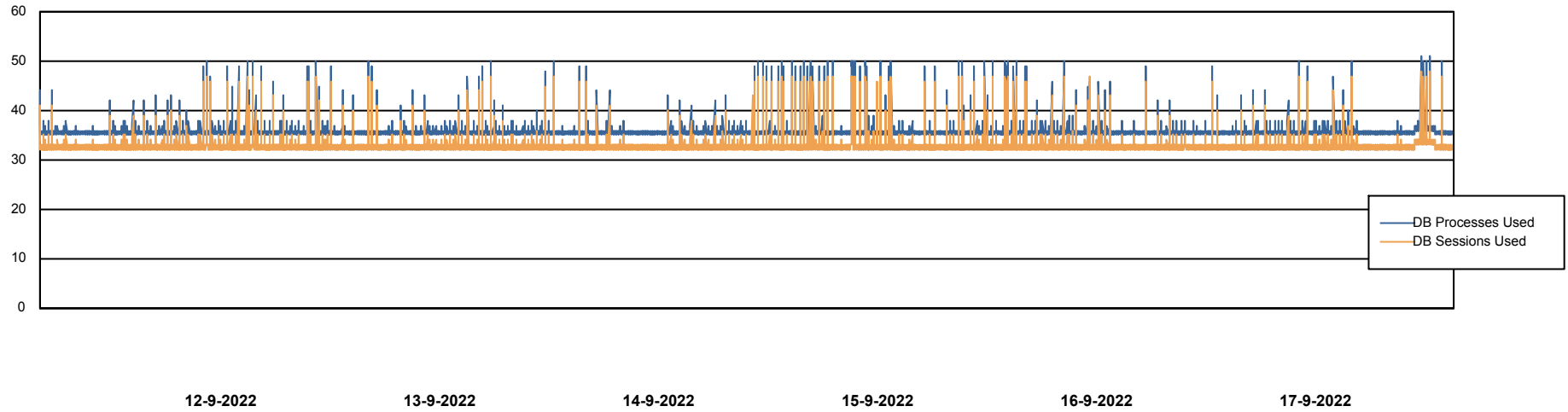
# Weekly SLA Customer Report

Customer PCO\_Production (Bronze)  
Database ID 44



Database Performance PCODB\_Standby

DB Processes Max 350



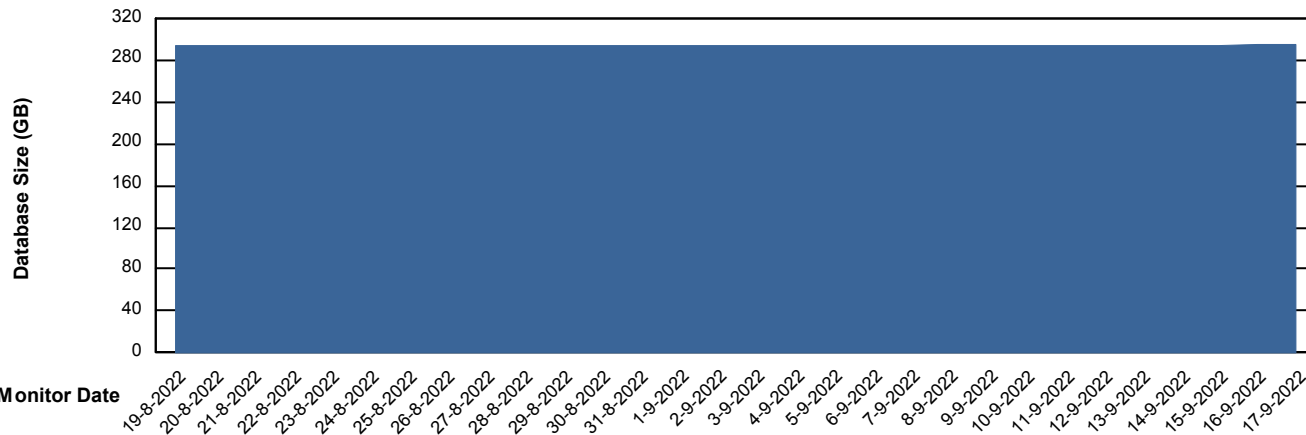
# Weekly SLA Customer Report

Customer PCO\_Production (Bronze)  
 Database ID 44



DATABASE SIZE PCODB\_Production

## Database growth over last month



Database Tablespace PCODB\_Production

Date	Tablespace Name	Filesize (Gb)	Usedsize (Gb)	Percentage free
17-9-2022	ABSDATA	238	113	53
	INDX	329	180	45
16-9-2022	ABSDATA	238	113	53
	INDX	329	180	45
15-9-2022	ABSDATA	238	113	53
	INDX	329	180	45
14-9-2022	ABSDATA	238	113	53
	INDX	329	180	45
13-9-2022	ABSDATA	238	113	53
	INDX	329	180	45
12-9-2022	ABSDATA	238	113	53
	INDX	329	180	45
11-9-2022	ABSDATA	238	113	53
	INDX	329	180	45