

# Weekly SLA Customer Report

Customer LLG\_Production  
Database ID 53



## Harddisk Usage LLG\_PRD\_APP01

	Free disk space on C: (%)	Total disk space on C: (Gb)	Used disk space on C: (Gb)	Free disk space on D: (%)	Total disk space on D: (Gb)	Used disk space on D: (Gb)
17-9-2022	23	200	154	96	200	9
16-9-2022	23	200	154	96	200	9
15-9-2022	23	200	154	96	200	9
14-9-2022	23	200	154	96	200	9
13-9-2022	23	200	154	96	200	9
12-9-2022	23	200	154	96	200	9
11-9-2022	23	200	154	96	200	9

## Harddisk Usage LLG\_PRD\_APP02

	Free disk space on C: (%)	Total disk space on C: (Gb)	Used disk space on C: (Gb)	Free disk space on D: (%)	Total disk space on D: (Gb)	Used disk space on D: (Gb)
17-9-2022	58	200	84	92	200	16
16-9-2022	58	200	84	92	200	16
15-9-2022	58	200	84	92	200	16
14-9-2022	58	200	84	92	200	16
13-9-2022	58	200	84	92	200	16
12-9-2022	58	200	84	92	200	16
11-9-2022	58	200	84	92	200	16

# Weekly SLA Customer Report

Customer LLG\_Production  
Database ID 53



## Harddisk Usage LLG\_PRD\_BI02

	Free disk space on C: (%)	Total disk space on C: (Gb)	Used disk space on C: (Gb)	Free disk space on D: (%)	Total disk space on D: (Gb)	Used disk space on D: (Gb)
17-9-2022	59	150	62	51	685	339
16-9-2022	59	150	62	51	685	336
15-9-2022	59	150	62	51	685	336
14-9-2022	59	150	62	51	685	336
13-9-2022	59	150	62	51	685	336
12-9-2022	59	150	62	51	685	336
11-9-2022	59	150	62	51	685	336

## Harddisk Usage LLG\_PRD\_OR01

	Free disk space on C: (%)	Total disk space on C: (Gb)	Used disk space on C: (Gb)	Free disk space on D: (%)	Total disk space on D: (Gb)	Used disk space on D: (Gb)	Free disk space on E: (%)	Total disk space on E: (Gb)	Used disk space on E: (Gb)
17-9-2022	83	279	46	54	928	424	42	749	435
16-9-2022	83	279	46	54	928	424	41	749	442
15-9-2022	83	279	46	54	928	424	42	749	435
14-9-2022	83	279	46	55	928	416	47	749	399
13-9-2022	83	279	46	56	928	406	47	749	399
12-9-2022	83	279	46	56	928	406	48	749	393
11-9-2022	83	279	46	56	928	406	53	749	355

# Weekly SLA Customer Report

Customer LLG\_Production  
Database ID 53



## Harddisk Usage LLG\_PRD\_OR02

	Free disk space on C: (%)	Total disk space on C: (Gb)	Used disk space on C: (Gb)	Free disk space on D: (%)	Total disk space on D: (Gb)	Used disk space on D: (Gb)	Free disk space on E: (%)	Total disk space on E: (Gb)	Used disk space on E: (Gb)
17-9-2022	87	279	36	88	1,117	131	93	559	38
16-9-2022	87	279	36	88	1,117	131	93	559	38
15-9-2022	87	279	36	88	1,117	131	93	559	38
14-9-2022	87	279	36	88	1,117	131	93	559	38
13-9-2022	87	279	36	88	1,117	131	93	559	38
12-9-2022	87	279	36	88	1,117	131	93	559	38
11-9-2022	87	279	36	88	1,117	131	93	559	38

## Harddisk Usage LLG\_PRD\_TS2

	Free disk space on C: (%)	Total disk space on C: (Gb)	Used disk space on C: (Gb)	Free disk space on D: (%)	Total disk space on D: (Gb)	Used disk space on D: (Gb)	Free disk space on E: (%)	Total disk space on E: (Gb)	Used disk space on E: (Gb)
17-9-2022	23	279	214	60	993	397	56	684	299
16-9-2022	23	279	214	60	993	397	56	684	299
15-9-2022	23	279	214	60	993	397	56	684	300
14-9-2022	23	279	214	61	993	389	56	684	300
13-9-2022	23	279	214	62	993	379	56	684	301
12-9-2022	23	279	214	62	993	379	49	684	351
11-9-2022	23	279	215	62	993	379	56	684	300

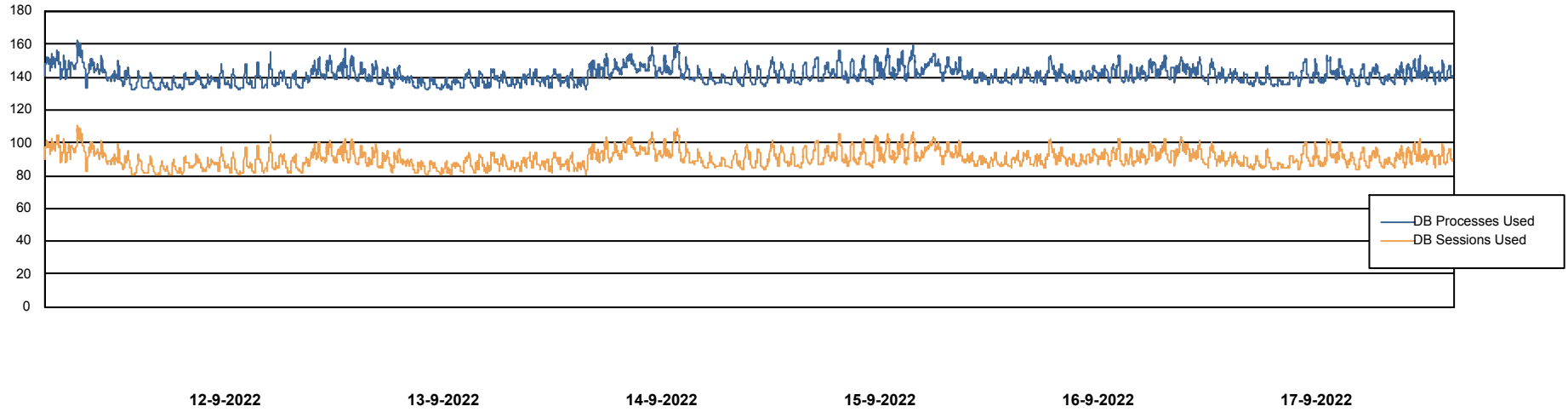
# Weekly SLA Customer Report

Customer LLG\_Production  
Database ID 53



## Database Performance LIGDB\_Production

DB Processes Max 300  
DB Sessions Max 4



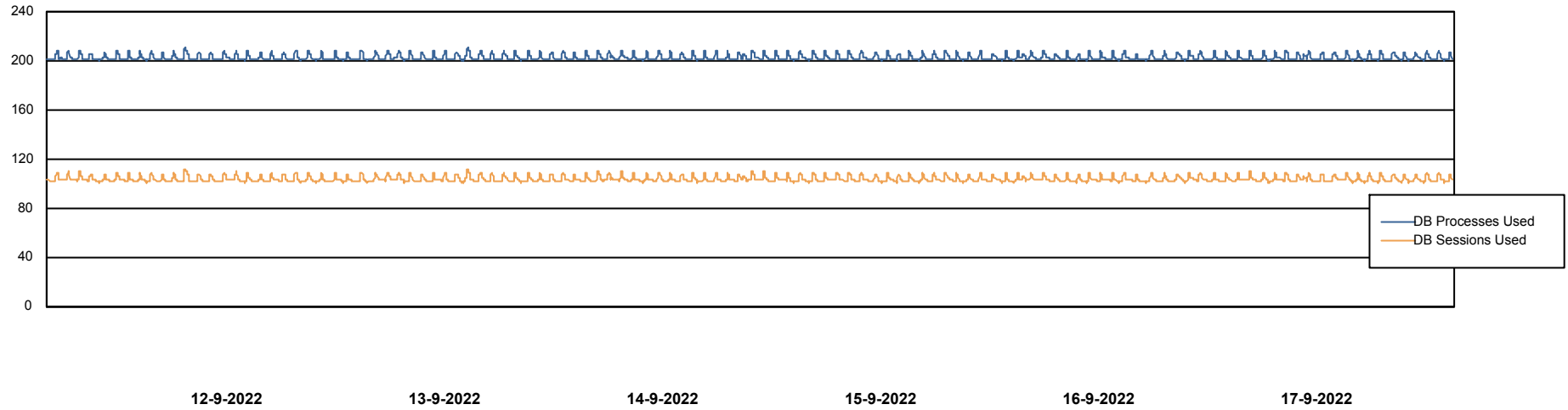
# Weekly SLA Customer Report

Customer LLG\_Production  
Database ID 53



## Database Performance LLGDB\_Standby\_TS2

DB Processes Max 4  
DB Processes Max 0  
DB Processes Max 300



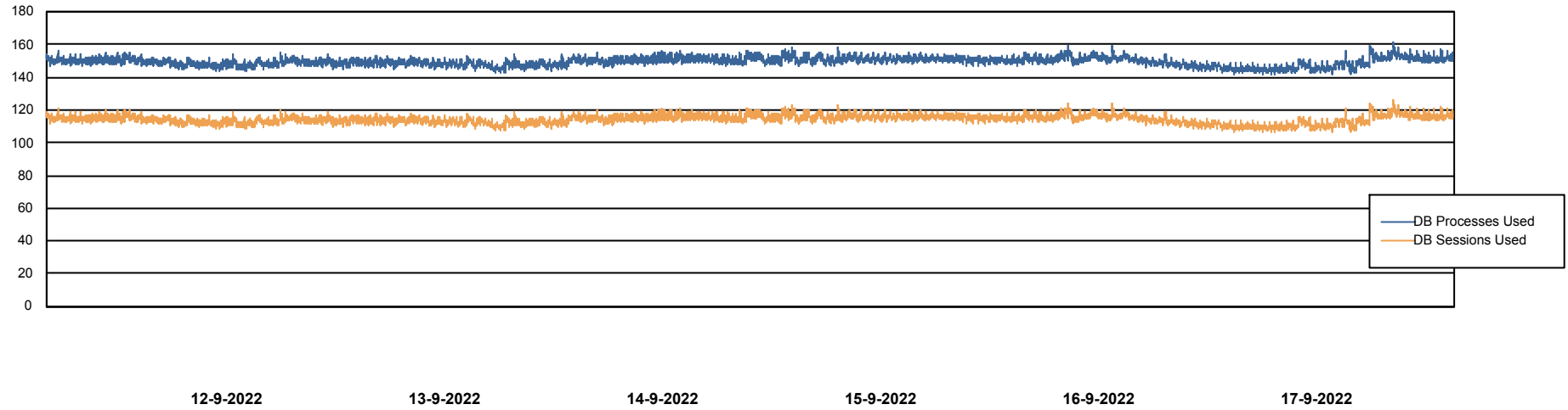
# Weekly SLA Customer Report

Customer LLG\_Production  
Database ID 53



Database Performance LLGDBBI\_Production

DB Processes Max 1,000



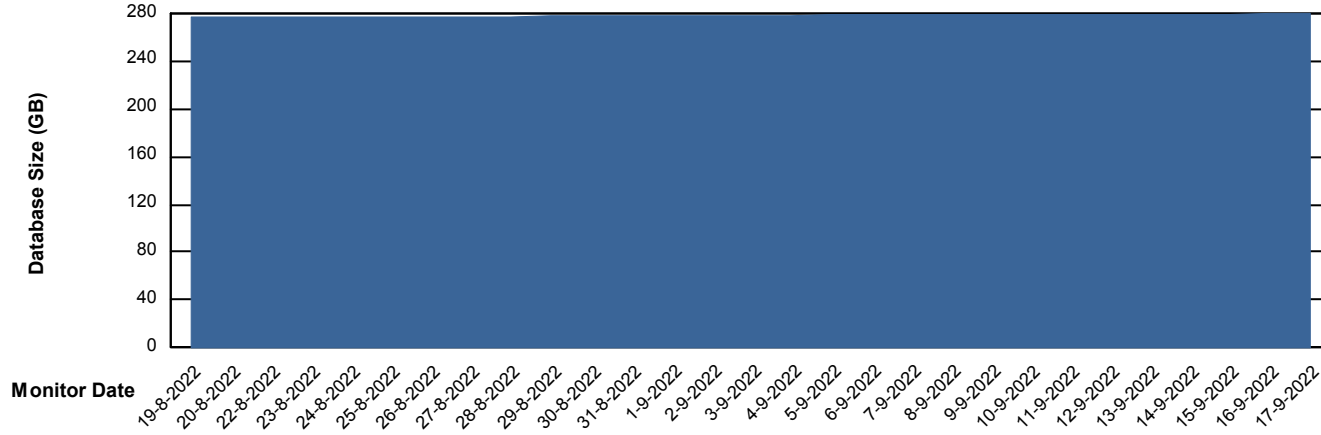
# Weekly SLA Customer Report

Customer LLG\_Production  
Database ID 53



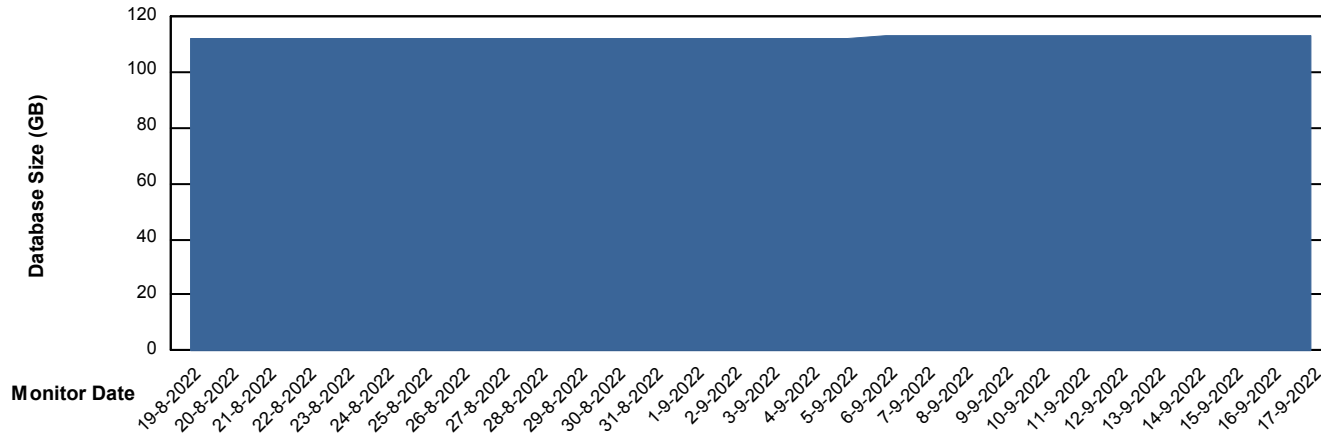
DATABASE SIZE LLGDB\_Production

### Database growth over last month



DATABASE SIZE LLGDBBI\_Production

### Database growth over last month



# Weekly SLA Customer Report

Customer LLG\_Production  
Database ID 53



## Database Tablespace LLGDB\_Production

Date	Tablespace Name	Filesize (Gb)	Usedsize (Gb)	Percentage free
17-9-2022	ABSDATA	178	111	38
	INDX	191	159	17
16-9-2022	ABSDATA	178	111	38
	INDX	191	159	17
15-9-2022	ABSDATA	178	111	38
	INDX	191	159	17
14-9-2022	ABSDATA	178	111	38
	INDX	191	159	17
13-9-2022	ABSDATA	162	111	32
	INDX	189	159	16
12-9-2022	ABSDATA	162	111	32
	INDX	189	159	16
11-9-2022	ABSDATA	162	110	32
	INDX	189	159	16

# Weekly SLA Customer Report

Customer LLG\_Production  
 Database ID 53



Database Tablespace LLGDBBI\_Production

Date	Tablespace Name	Filesize (Gb)	Usedsize (Gb)	Percentage free
17-9-2022	ABSDATA	100	50	50
	INDX	120	56	53
16-9-2022	ABSDATA	100	50	50
	INDX	120	56	53
15-9-2022	ABSDATA	100	50	50
	INDX	120	56	53
14-9-2022	ABSDATA	100	50	50
	INDX	120	56	53
13-9-2022	ABSDATA	100	50	50
	INDX	120	56	53
12-9-2022	ABSDATA	100	50	50
	INDX	120	56	53
11-9-2022	ABSDATA	100	50	50
	INDX	120	56	53

BI Status and last ETL error for LLGDBBI\_Production

	ma 12/9/2022	di 13/9/2022	wo 14/9/2022	do 15/9/2022	vr 16/9/2022	za 17/9/2022
<b>ABS DataWarehouse ETL Health</b>	OK	OK	OK	OK	OK	OK
<b>ABS DWHStaging ETL Health</b>	OK	OK	OK	OK	OK	OK

# Weekly SLA Customer Report

Customer LLG\_Production  
Database ID 53



BI last ETL error for	LLGDBBI_Production
zo, 11-09-2022	None
vr, 16-09-2022	None
zo, 11-09-2022	None
vr, 16-09-2022	None
di, 13-09-2022	None
wo, 14-09-2022	None
do, 15-09-2022	None
di, 13-09-2022	None
wo, 14-09-2022	None
do, 15-09-2022	None
za, 17-09-2022	None
za, 17-09-2022	None
ma, 12-09-2022	None
ma, 12-09-2022	None

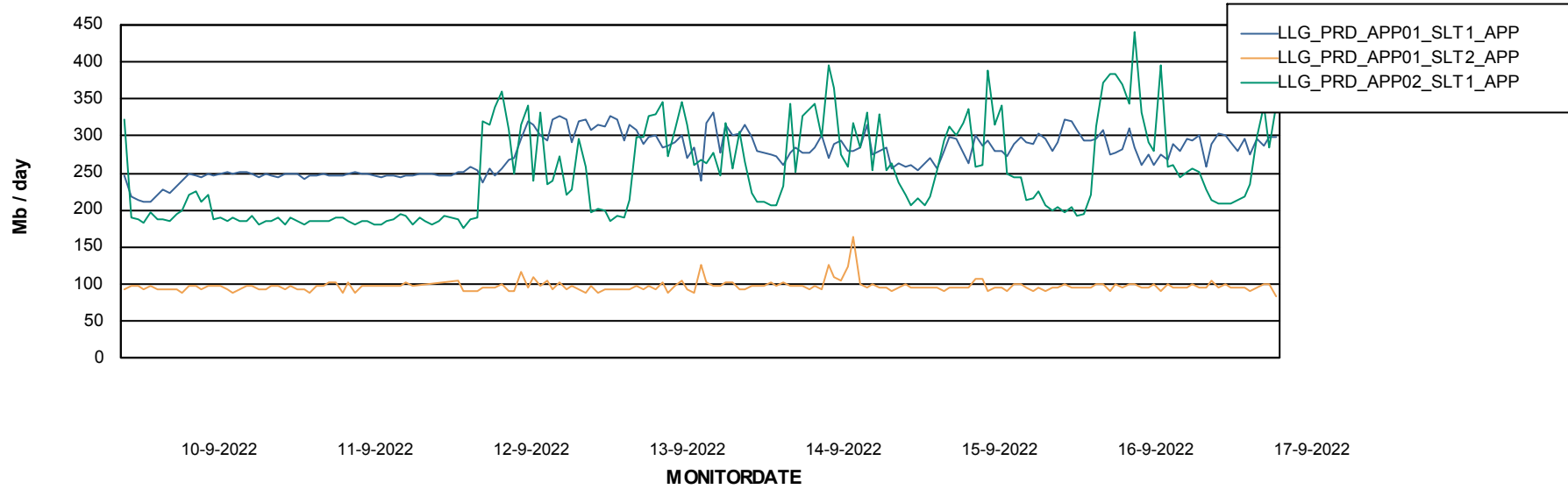
# Weekly SLA Customer Report

Customer LLG\_Production  
Database ID 53



## ABSolute Application Server Services

### Avg memory used per ABS Server Service



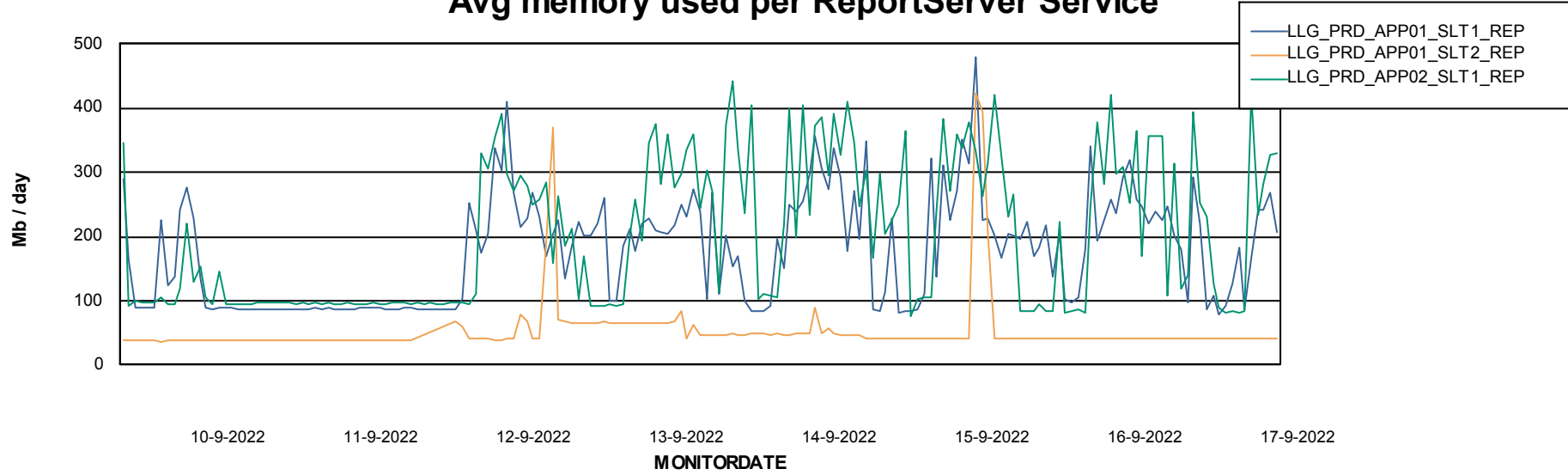
# Weekly SLA Customer Report

Customer LLG\_Production  
Database ID 53

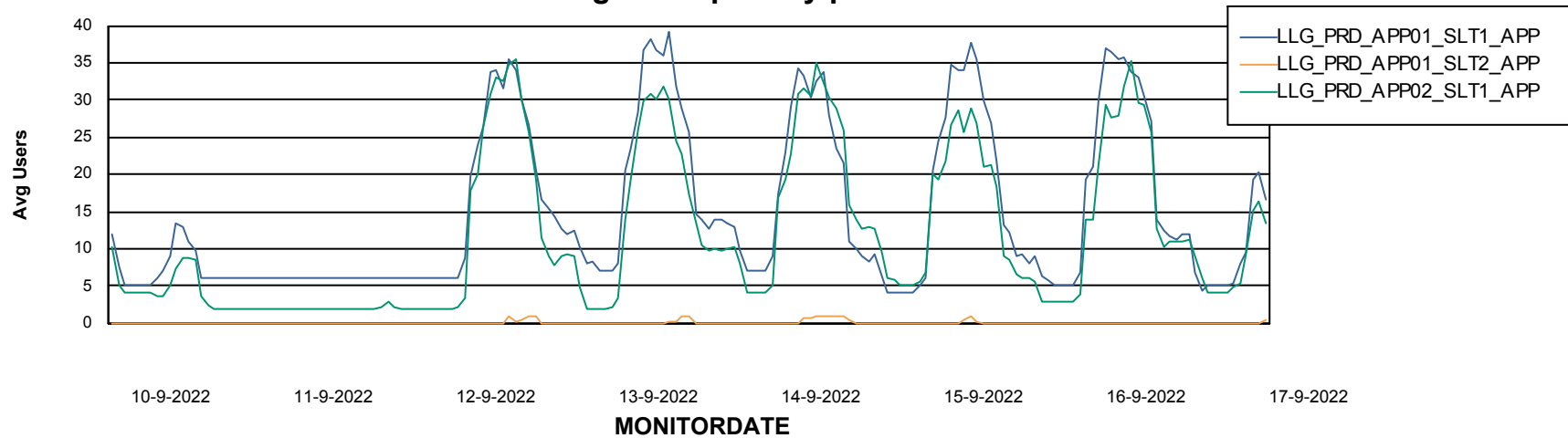


## ABSSolute Application Server Services

### Avg memory used per ReportServer Service



### Avg users per day per ABS server



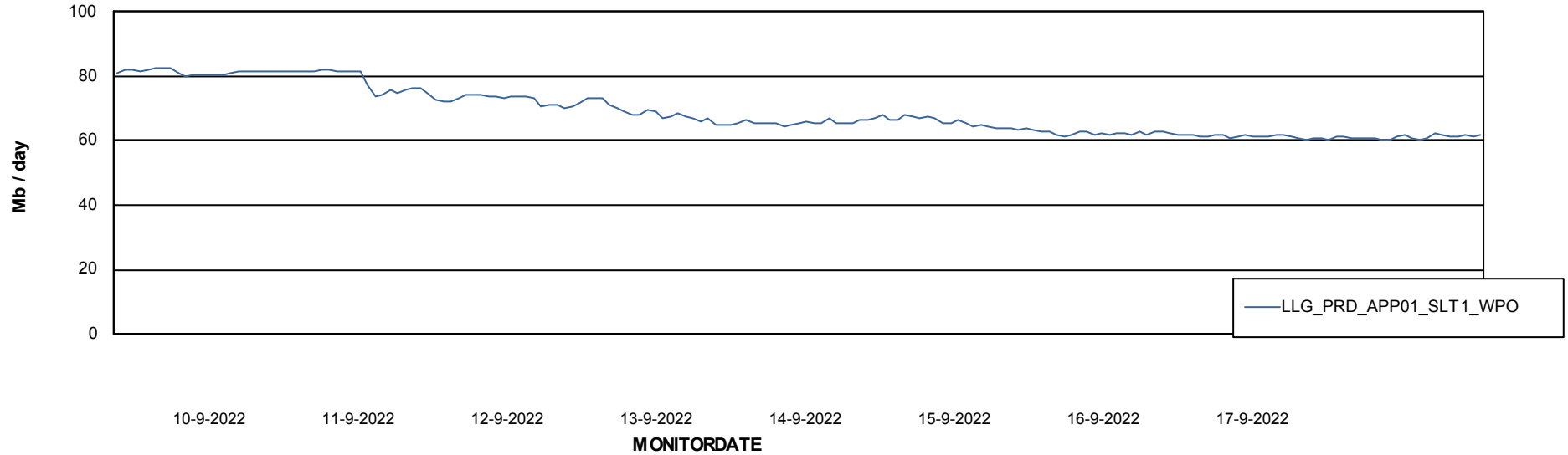
# Weekly SLA Customer Report

Customer LLG\_Production  
Database ID 53



## ABSSolute Application Server Services

### Avg memory used per ABS Web component



# Weekly SLA Customer Report

Customer LLG\_Production  
Database ID 53



## Disaster per ABS component

