

Weekly SLA Customer Report

Customer SNG_Production
Database ID 70



Harddisk Usage SNG_PRD_ORACLE1

	Free disk space on / (%)	Total disk space on / (Gb)	Used disk space on / (Gb)	Used disk space on /boot (Gb)	Free disk space on /home (%)	Total disk space on /home (Gb)	Used disk space on /home (Gb)	Free disk space on /u01 (%)	Total disk space on /u01 (Gb)	Used disk space on /u01 (Gb)
10-9-2022	41	550	326	0	100	561	0	87	150	20
9-9-2022	41	550	326	0	100	561	0	87	150	20
8-9-2022	41	550	326	0	100	561	0	87	150	20
7-9-2022	41	550	326	0	100	561	0	87	150	20
6-9-2022	41	550	326	0	100	561	0	87	150	20
5-9-2022	41	550	326	0	100	561	0	87	150	20
4-9-2022	41	550	326	0	100	561	0	87	150	20

Harddisk Usage SNG_PRD_SVR1_ABSAPP1

	Free disk space on C: (%)	Total disk space on C: (Gb)	Used disk space on C: (Gb)	Free disk space on D: (%)	Total disk space on D: (Gb)	Used disk space on D: (Gb)	Free disk space on Z: (%)	Total disk space on Z: (Gb)	Used disk space on Z: (Gb)
10-9-2022	25	40	30	59	80	33	0	5	5
9-9-2022	25	40	30	59	80	32	0	5	5
8-9-2022	25	40	30	59	80	32	0	5	5
7-9-2022	25	40	30	59	80	32	0	5	5
6-9-2022	25	40	30	59	80	32	0	5	5
5-9-2022	25	40	30	59	80	32	0	5	5
4-9-2022	25	40	30	59	80	32	0	5	5

Weekly SLA Customer Report

Customer SNG_Production
Database ID 70



Harddisk Usage SNG_PRD_SVR1_ABSWEB1

	Free disk space on C: (%)	Total disk space on C: (Gb)	Used disk space on C: (Gb)	Free disk space on D: (%)	Total disk space on D: (Gb)	Used disk space on D: (Gb)
10-9-2022	25	40	30	0	5	5
9-9-2022	26	40	30	0	5	5
8-9-2022	26	40	29	0	5	5
7-9-2022	26	40	29	0	5	5
6-9-2022	26	40	29	0	5	5
5-9-2022	27	40	29	0	5	5
4-9-2022	27	40	29	0	5	5

Harddisk Usage SNG_PRD_SVR1_ABSWEB2

	Free disk space on C: (%)	Total disk space on C: (Gb)	Used disk space on C: (Gb)	Free disk space on D: (%)	Total disk space on D: (Gb)	Used disk space on D: (Gb)
10-9-2022	31	40	27	0	5	5
9-9-2022	32	40	27	0	5	5
8-9-2022	32	40	27	0	5	5
7-9-2022	32	40	27	0	5	5
6-9-2022	33	40	27	0	5	5
5-9-2022	33	40	27	0	5	5
4-9-2022	33	40	27	0	5	5

Weekly SLA Customer Report

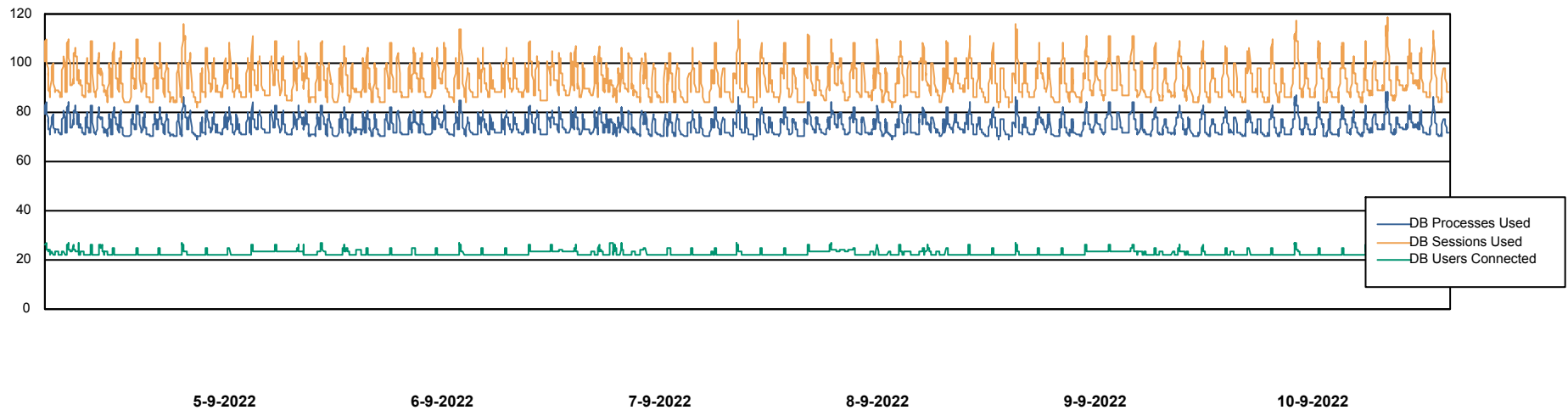
Customer SNG_Production
 Database ID 70



Harddisk Usage SNG_PRD_SVR2_ABSAPP2

	Free disk space on C: (%)	Total disk space on C: (Gb)	Used disk space on C: (Gb)	Free disk space on D: (%)	Total disk space on D: (Gb)	Used disk space on D: (Gb)	Free disk space on Z: (%)	Total disk space on Z: (Gb)	Used disk space on Z: (Gb)
10-9-2022	32	40	27	92	80	6	0	5	5
9-9-2022	32	40	27	92	80	6	0	5	5
8-9-2022	32	40	27	92	80	6	0	5	5
7-9-2022	32	40	27	92	80	6	0	5	5
6-9-2022	32	40	27	92	80	6	0	5	5
5-9-2022	32	40	27	92	80	6	0	5	5
4-9-2022	32	40	27	92	80	6	0	5	5

Database Performance SNG_PRD_ORACLE1



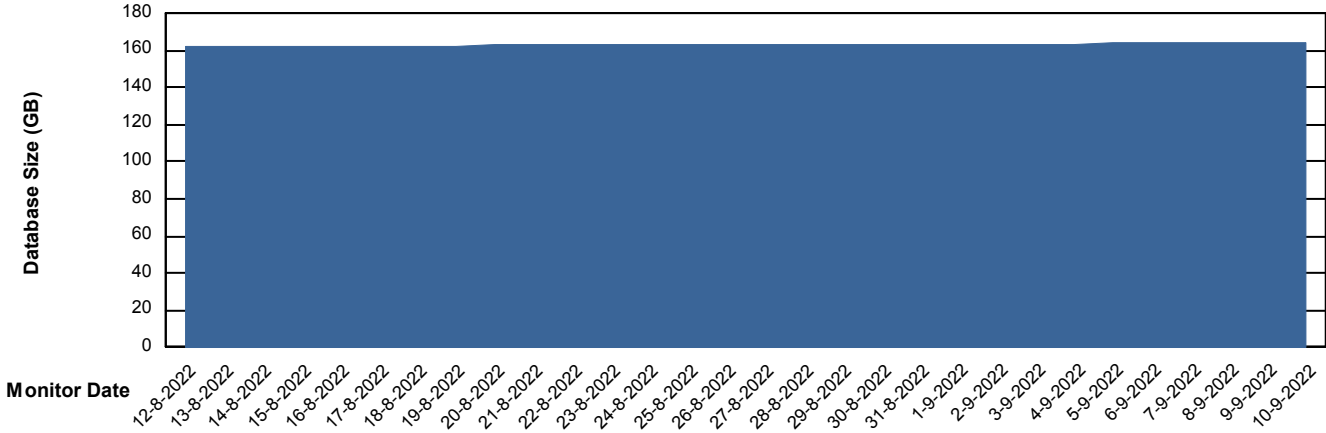
Weekly SLA Customer Report

Customer SNG_Production
 Database ID 70



DATABASE SIZE SNG_PRD_ORACLE1

Database growth over last month



Database Tablespace SNG_PRD_ORACLE1

Date	Tablespace Name	Filesize (Gb)	Usedsize (Gb)	Percentage free
10-9-2022	ABSDATA	48	35	26
	INDX	115	94	18
9-9-2022	ABSDATA	48	35	26
	INDX	115	94	18
8-9-2022	ABSDATA	48	35	26
	INDX	115	94	18
7-9-2022	ABSDATA	48	35	26
	INDX	115	94	18
6-9-2022	ABSDATA	48	35	26
	INDX	115	94	18
5-9-2022	ABSDATA	48	35	26
	INDX	115	94	18
4-9-2022	ABSDATA	48	35	26
	INDX	115	94	19

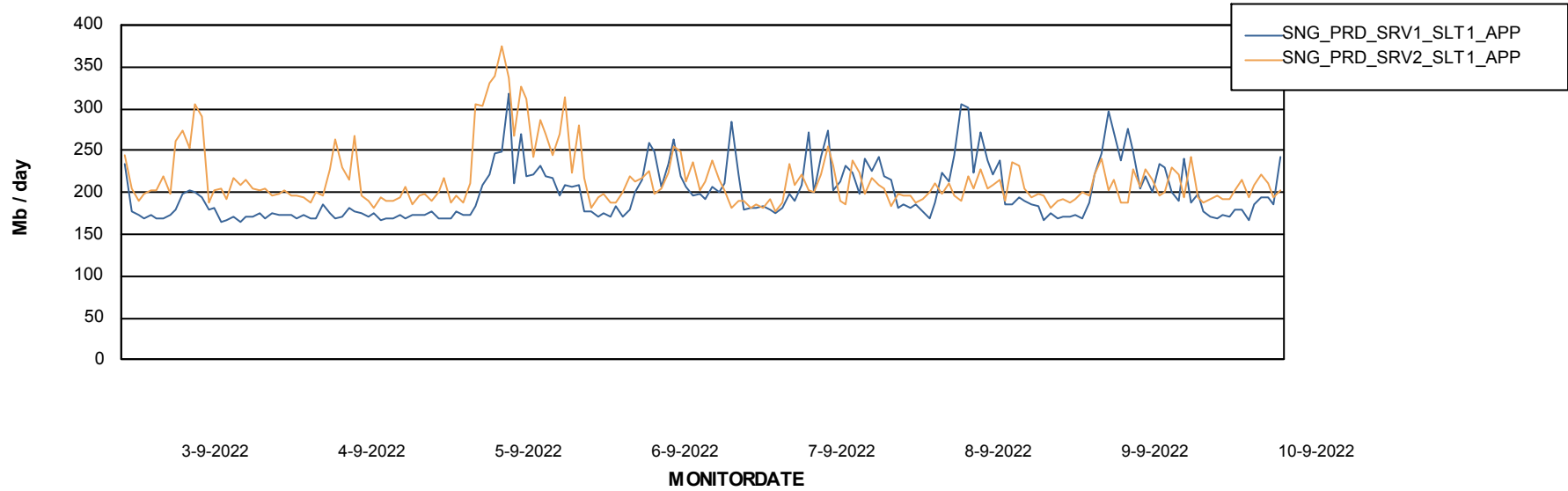
Weekly SLA Customer Report

Customer SNG_Production
Database ID 70

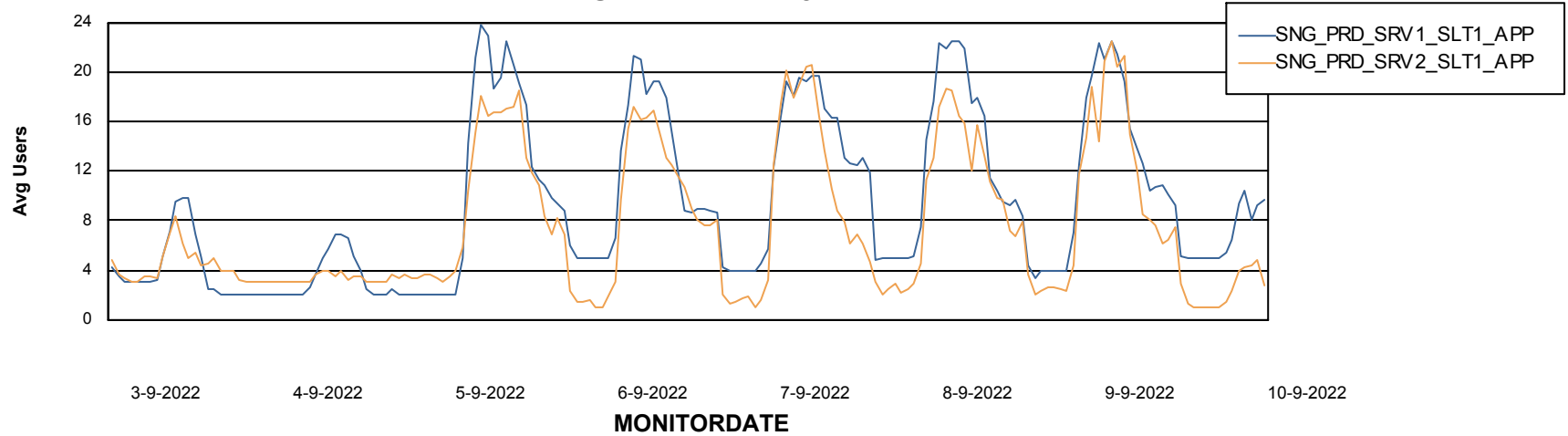


ABSSolute Application Server Services

Avg memory used per ABS Server Service



Avg users per day per ABS server



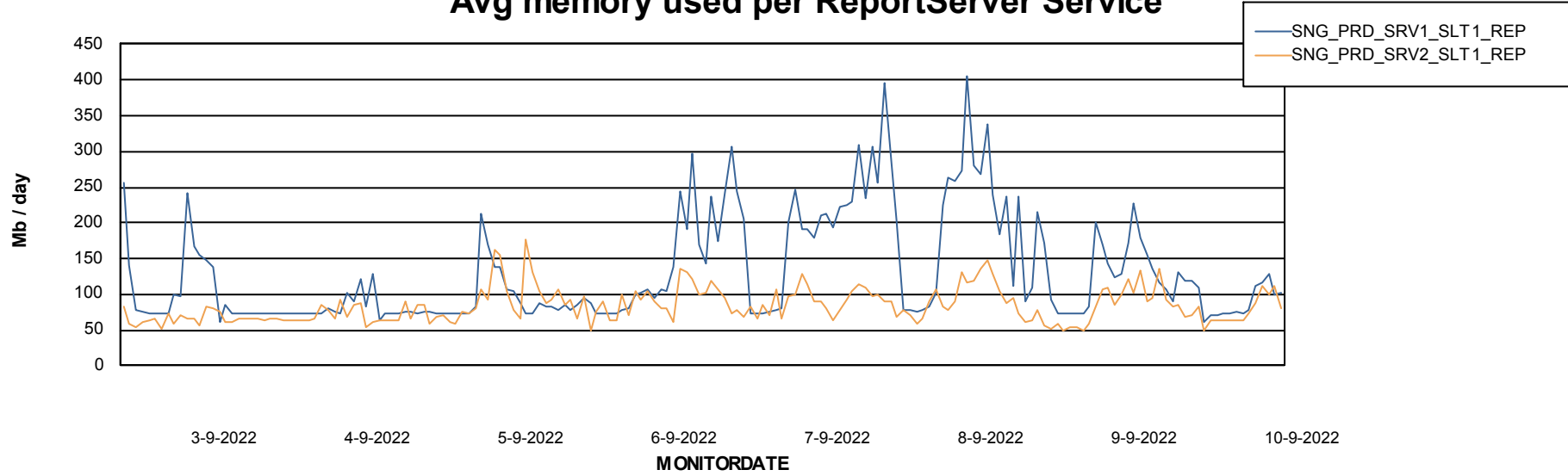
Weekly SLA Customer Report

Customer SNG_Production
Database ID 70



ABSSolute Application ReportServer Services

Avg memory used per ReportServer Service



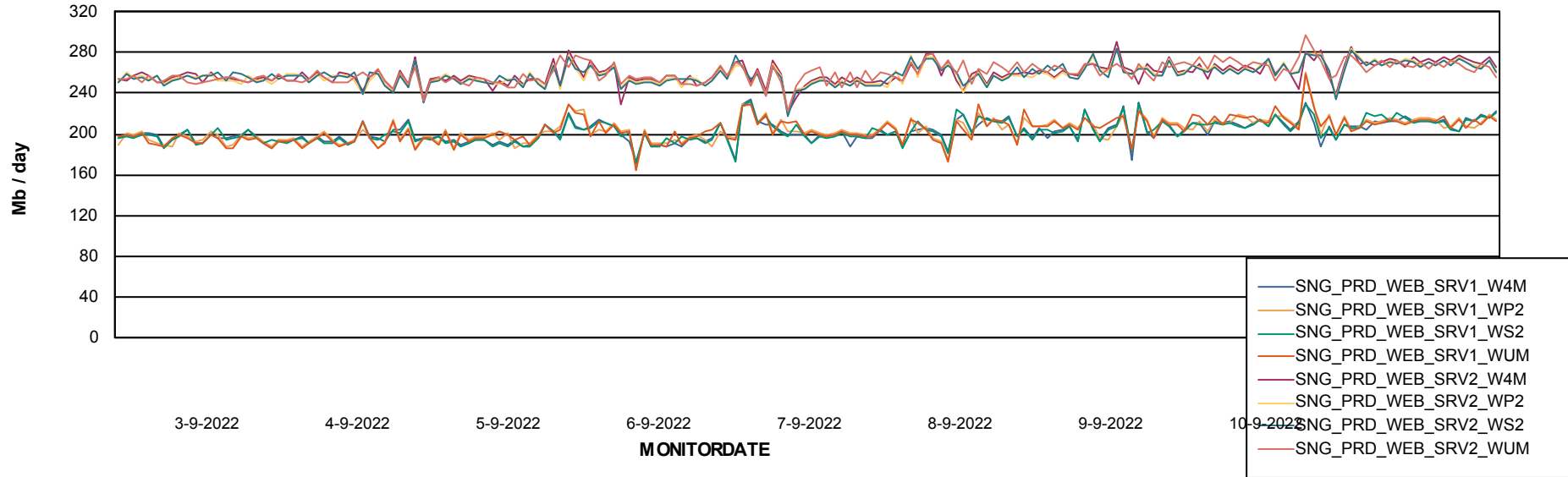
Weekly SLA Customer Report

Customer SNG_Production
Database ID 70



ABSSolute Web Component Services

Avg memory used per ABS Web component



Weekly SLA Customer Report

Customer SNG_Production
Database ID 70



Disaster per ABS component

