

# Weekly SLA Customer Report

Customer PCO\_Production (Bronze)  
Database ID 44



## Harddisk Usage PCO\_PRD\_ORACLE1

	Free disk space on C: (%)	Total disk space on C: (Gb)	Used disk space on C: (Gb)	Free disk space on D: (%)	Total disk space on D: (Gb)	Used disk space on D: (Gb)
10-9-2022	25	447	334	40	1,676	1,005
9-9-2022	25	447	334	41	1,676	997
8-9-2022	25	447	335	40	1,676	998
7-9-2022	25	447	335	41	1,676	995
6-9-2022	25	447	335	41	1,676	995
5-9-2022	25	447	335	41	1,676	996
4-9-2022	25	447	335	41	1,676	996

## Harddisk Usage PCO\_PRD\_ORACLE2

	Free disk space on C: (%)	Total disk space on C: (Gb)	Used disk space on C: (Gb)	Free disk space on D: (%)	Total disk space on D: (Gb)	Used disk space on D: (Gb)
10-9-2022	51	279	136	21	838	660
9-9-2022	51	279	136	21	838	660
8-9-2022	51	279	137	21	838	660
7-9-2022	51	279	137	21	838	660
6-9-2022	51	279	137	21	838	660
5-9-2022	51	279	137	21	838	661
4-9-2022	51	279	137	21	838	661

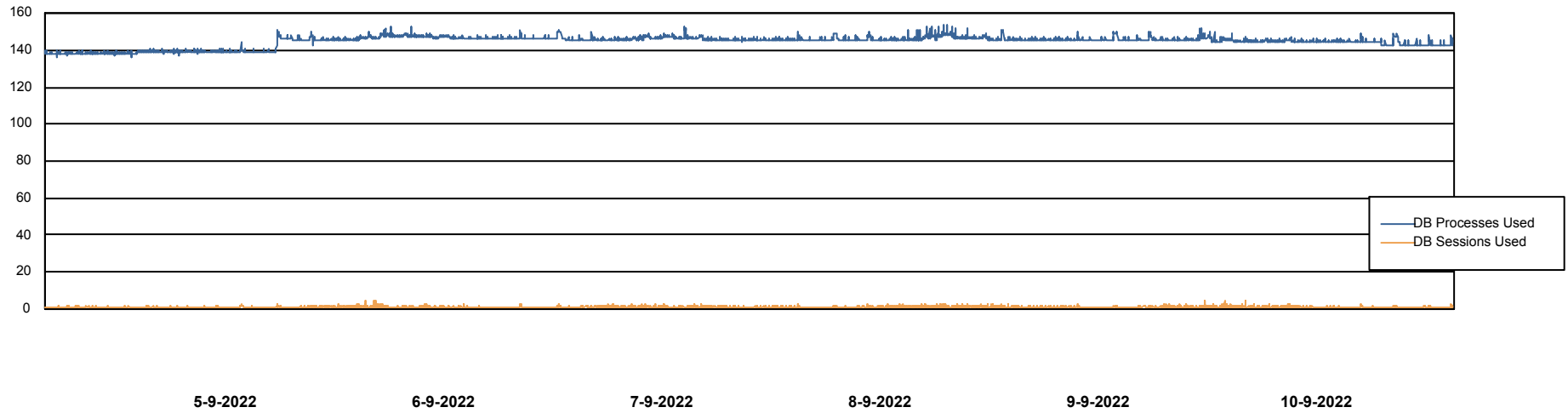
# Weekly SLA Customer Report

Customer PCO\_Production (Bronze)  
Database ID 44



Database Performance PCODB\_Production

DB Processes Max 350



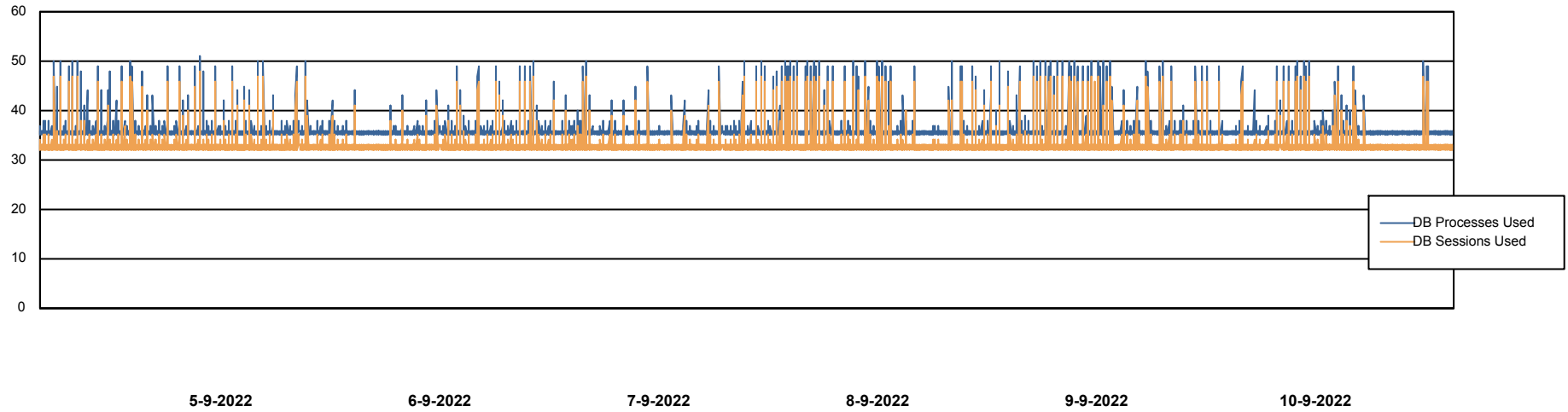
# Weekly SLA Customer Report

Customer PCO\_Production (Bronze)  
Database ID 44



Database Performance PCODB\_Standby

DB Processes Max 350



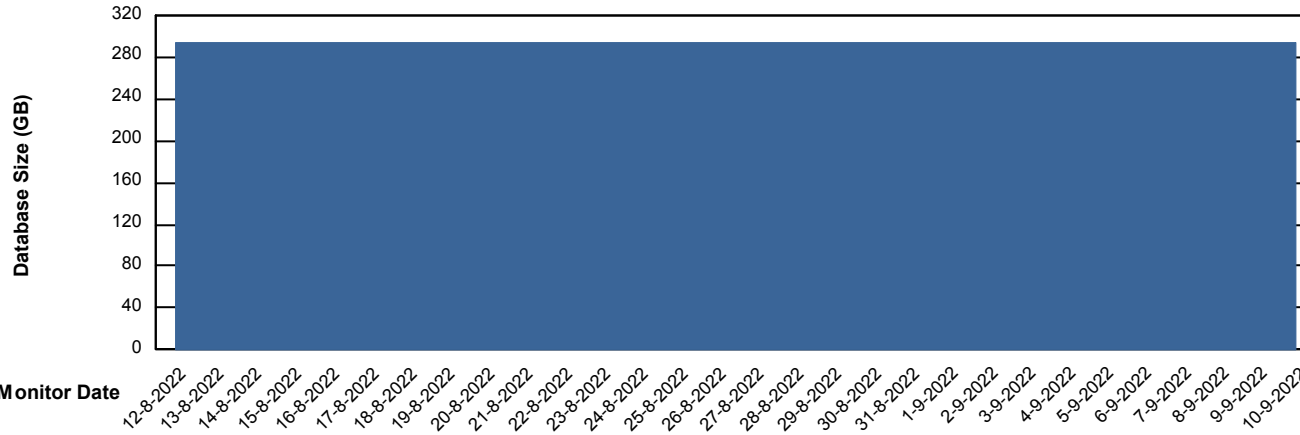
# Weekly SLA Customer Report

Customer PCO\_Production (Bronze)  
 Database ID 44



DATABASE SIZE PCODB\_Production

Database growth over last month



Database Tablespace PCODB\_Production

Date	Tablespace Name	Filesize (Gb)	Usedsize (Gb)	Percentage free
10-9-2022	ABSDATA	238	113	53
	INDX	329	180	45
9-9-2022	ABSDATA	238	113	53
	INDX	329	180	45
8-9-2022	ABSDATA	238	113	53
	INDX	329	180	45
7-9-2022	ABSDATA	238	112	53
	INDX	329	180	45
6-9-2022	ABSDATA	238	112	53
	INDX	329	179	45
5-9-2022	ABSDATA	238	112	53
	INDX	329	179	45
4-9-2022	ABSDATA	238	112	53
	INDX	329	179	45