

Weekly SLA Customer Report

Customer LLG_Production
Database ID 53



Harddisk Usage LLG_PRD_APP01

	Free disk space on C: (%)	Total disk space on C: (Gb)	Used disk space on C: (Gb)	Free disk space on D: (%)	Total disk space on D: (Gb)	Used disk space on D: (Gb)
10-9-2022	23	200	154	96	200	9
9-9-2022	23	200	154	96	200	9
8-9-2022	23	200	154	96	200	9
7-9-2022	23	200	154	96	200	9
6-9-2022	23	200	154	96	200	9
5-9-2022	23	200	154	96	200	9
4-9-2022	23	200	154	96	200	9

Harddisk Usage LLG_PRD_APP02

	Free disk space on C: (%)	Total disk space on C: (Gb)	Used disk space on C: (Gb)	Free disk space on D: (%)	Total disk space on D: (Gb)	Used disk space on D: (Gb)
10-9-2022	58	200	84	92	200	16
9-9-2022	58	200	84	92	200	16
8-9-2022	59	200	83	92	200	16
7-9-2022	59	200	82	92	200	16
6-9-2022	59	200	82	92	200	16
5-9-2022	59	200	82	92	200	16
4-9-2022	59	200	82	92	200	16

Weekly SLA Customer Report

Customer LLG_Production
Database ID 53



Harddisk Usage LLG_PRD_BI02

	Free disk space on C: (%)	Total disk space on C: (Gb)	Used disk space on C: (Gb)	Free disk space on D: (%)	Total disk space on D: (Gb)	Used disk space on D: (Gb)
10-9-2022	59	150	62	51	685	339
9-9-2022	59	150	62	51	685	336
8-9-2022	59	150	62	51	685	336
7-9-2022	59	150	62	51	685	336
6-9-2022	59	150	62	51	685	336
5-9-2022	59	150	62	51	685	336
4-9-2022	59	150	62	51	685	336

Harddisk Usage LLG_PRD_OR01

	Free disk space on C: (%)	Total disk space on C: (Gb)	Used disk space on C: (Gb)	Free disk space on D: (%)	Total disk space on D: (Gb)	Used disk space on D: (Gb)	Free disk space on E: (%)	Total disk space on E: (Gb)	Used disk space on E: (Gb)
10-9-2022	83	279	46	56	928	406	46	749	403
9-9-2022	83	279	46	56	928	406	41	749	441
8-9-2022	83	279	46	56	928	406	42	749	435
7-9-2022	83	279	46	56	928	406	47	749	397
6-9-2022	83	279	46	56	928	406	47	749	398
5-9-2022	83	279	46	56	928	406	48	749	392
4-9-2022	83	279	46	56	928	406	65	749	266

Weekly SLA Customer Report

Customer LLG_Production
Database ID 53



Harddisk Usage LLG_PRD_OR02

	Free disk space on C: (%)	Total disk space on C: (Gb)	Used disk space on C: (Gb)	Free disk space on D: (%)	Total disk space on D: (Gb)	Used disk space on D: (Gb)	Free disk space on E: (%)	Total disk space on E: (Gb)	Used disk space on E: (Gb)
10-9-2022	87	279	36	88	1,117	131	93	559	38
9-9-2022	87	279	36	88	1,117	131	93	559	38
8-9-2022	87	279	36	88	1,117	131	93	559	38
7-9-2022	87	279	36	88	1,117	131	93	559	38
6-9-2022	87	279	36	88	1,117	131	93	559	38
5-9-2022	87	279	36	88	1,117	131	93	559	38
4-9-2022	87	279	36	88	1,117	131	93	559	38

Harddisk Usage LLG_PRD_TS2

	Free disk space on C: (%)	Total disk space on C: (Gb)	Used disk space on C: (Gb)	Free disk space on D: (%)	Total disk space on D: (Gb)	Used disk space on D: (Gb)	Free disk space on E: (%)	Total disk space on E: (Gb)	Used disk space on E: (Gb)
10-9-2022	23	279	215	62	993	379	56	684	298
9-9-2022	23	279	215	62	993	379	56	684	299
8-9-2022	23	279	215	62	993	379	56	684	299
7-9-2022	23	279	214	62	993	379	56	684	299
6-9-2022	23	279	214	62	993	379	56	684	299
5-9-2022	23	279	214	62	993	379	57	684	293
4-9-2022	23	279	214	62	993	379	76	684	164

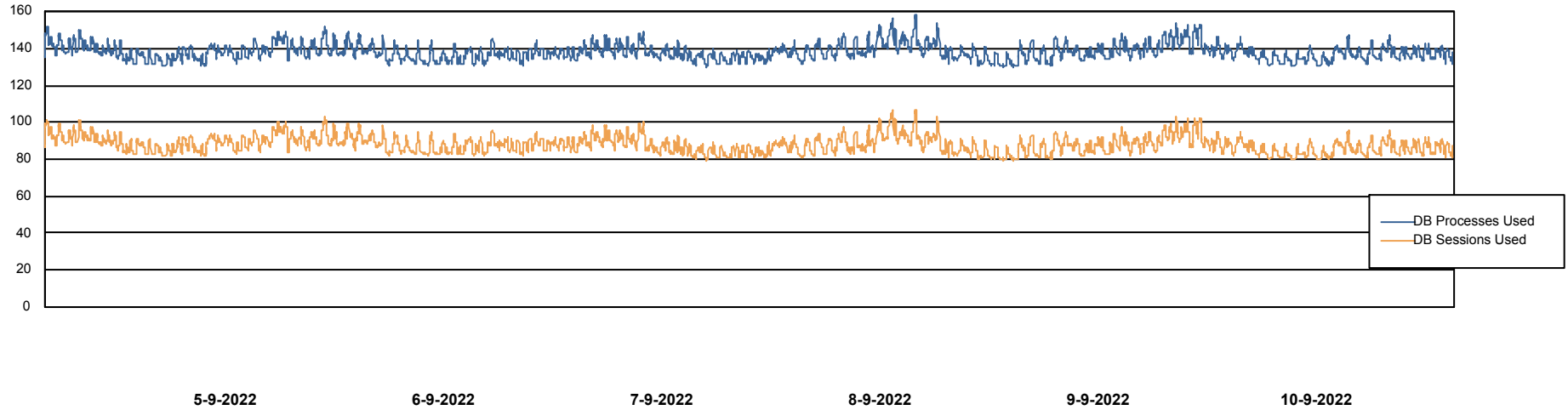
Weekly SLA Customer Report

Customer LLG_Production
Database ID 53



Database Performance LLGDB_Production

DB Processes Max 4
DB Processes Max 300



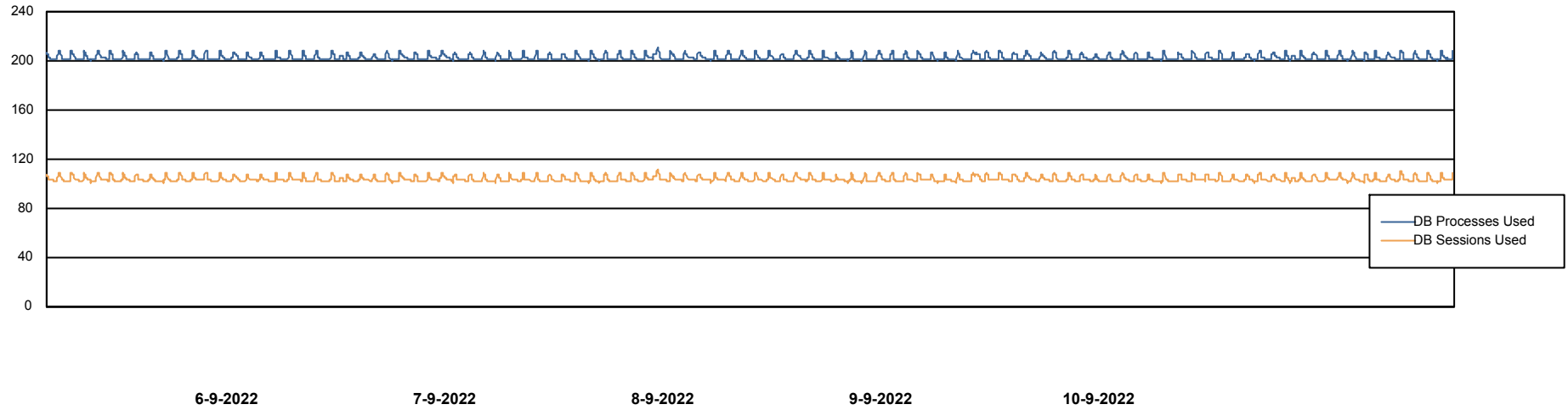
Weekly SLA Customer Report

Customer LLG_Production
Database ID 53



Database Performance LLGDB_Standby_TS2

DB Processes Max 300
DB Processes Max 0
DB Processes Max 4



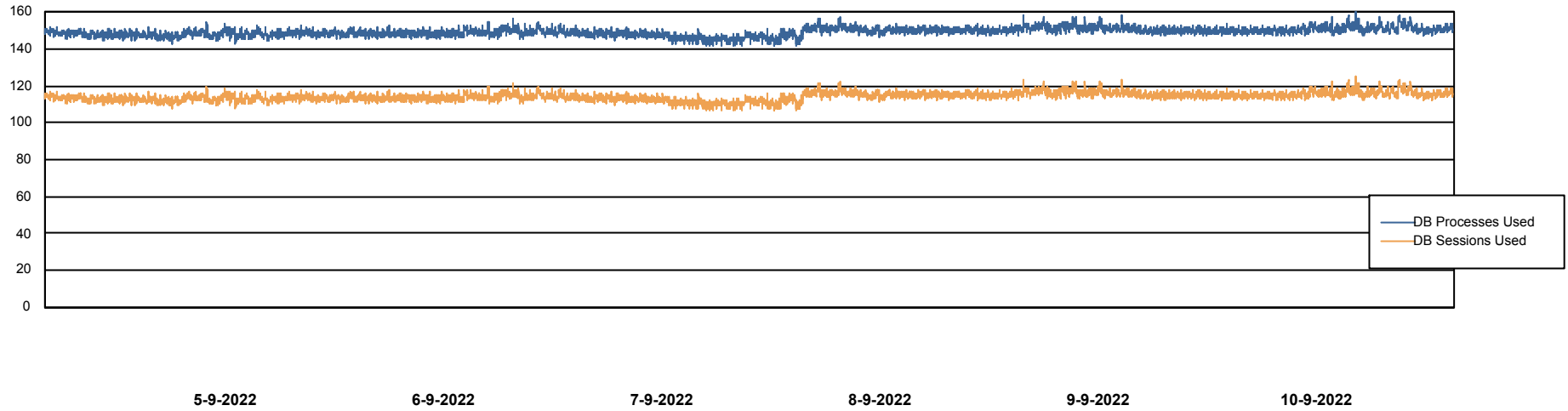
Weekly SLA Customer Report

Customer LLG_Production
Database ID 53



Database Performance LLGDBBI_Production

DB Processes Max 1,000



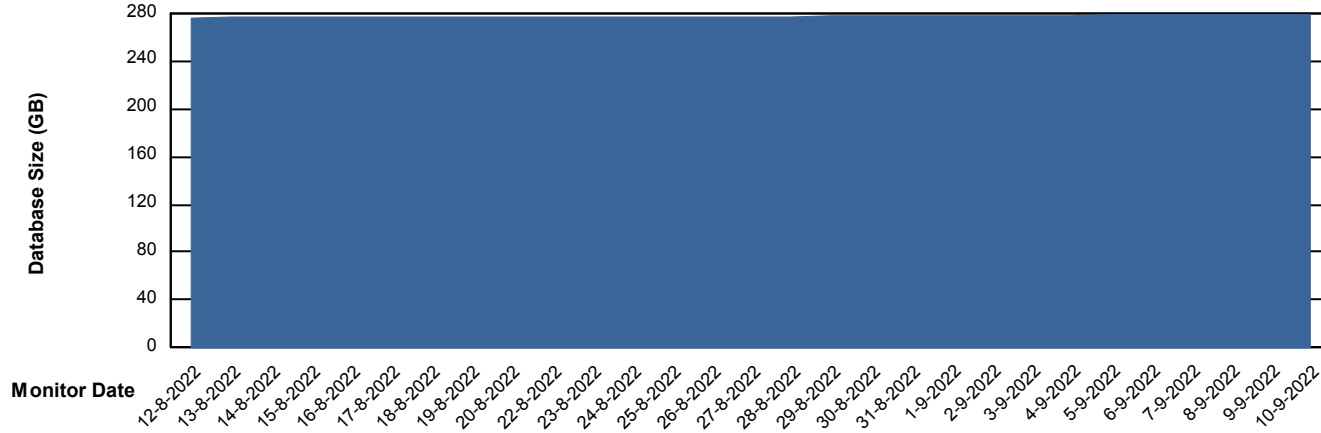
Weekly SLA Customer Report

Customer LLG_Production
Database ID 53



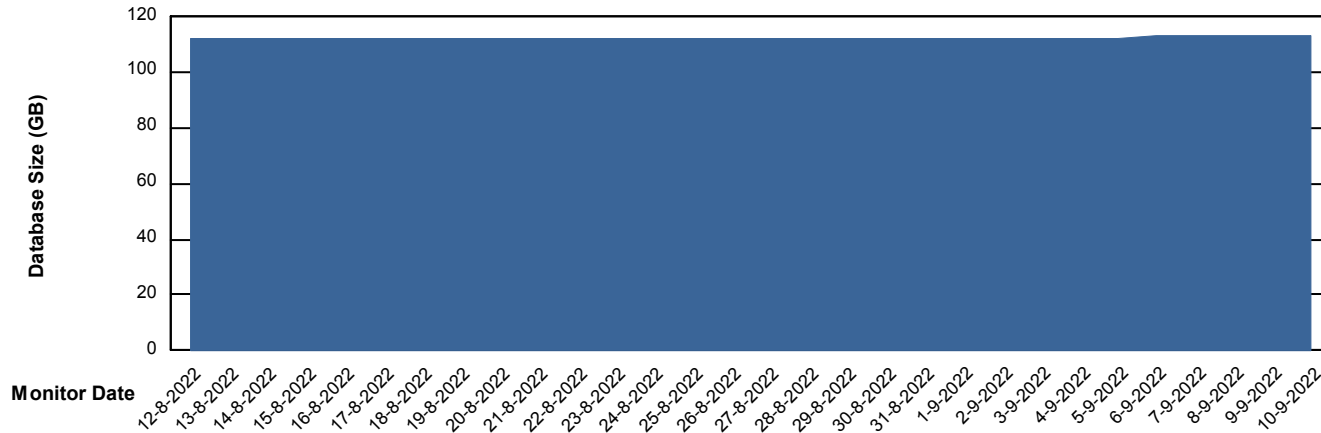
DATABASE SIZE LLGDB_Production

Database growth over last month



DATABASE SIZE LLGDBBI_Production

Database growth over last month



Weekly SLA Customer Report

Customer LLG_Production
Database ID 53



Database Tablespace LLGDB_Production

Date	Tablespace Name	Filesize (Gb)	Usedsize (Gb)	Percentage free
10-9-2022	ABSDATA	162	110	32
	INDX	189	159	16
9-9-2022	ABSDATA	162	110	32
	INDX	189	159	16
8-9-2022	ABSDATA	162	110	32
	INDX	189	159	16
7-9-2022	ABSDATA	162	110	32
	INDX	189	159	16
6-9-2022	ABSDATA	162	110	32
	INDX	189	159	16
5-9-2022	ABSDATA	162	110	32
	INDX	189	158	16
4-9-2022	ABSDATA	162	110	32
	INDX	189	158	16

Weekly SLA Customer Report

Customer LLG_Production
 Database ID 53



Database Tablespace LLGDBBI_Production

Date	Tablespace Name	Filesize (Gb)	Usedsize (Gb)	Percentage free
10-9-2022	ABSDATA	100	50	50
	INDX	120	56	53
9-9-2022	ABSDATA	100	50	50
	INDX	120	56	53
8-9-2022	ABSDATA	100	50	50
	INDX	120	56	53
7-9-2022	ABSDATA	100	50	50
	INDX	120	56	53
6-9-2022	ABSDATA	100	50	50
	INDX	120	56	53
5-9-2022	ABSDATA	100	50	50
	INDX	120	56	53
4-9-2022	ABSDATA	100	50	50
	INDX	120	56	53

BI Status and last ETL error for LLGDBBI_Production

	ma 5/9/2022	di 6/9/2022	wo 7/9/2022	do 8/9/2022	vr 9/9/2022	za 10/9/2022
ABS DataWarehouse ETL Health	OK	OK	OK	OK	OK	OK
ABS DWHStaging ETL Health	OK	OK	OK	OK	OK	OK

Weekly SLA Customer Report

Customer LLG_Production
Database ID 53



BI last ETL error for	LLGDBBI_Production
zo, 4-09-2022	None
zo, 4-09-2022	None
do, 8-09-2022	None
di, 6-09-2022	None
wo, 7-09-2022	None
vr, 9-09-2022	None
za, 10-09-2022	None
di, 6-09-2022	None
do, 8-09-2022	None
vr, 9-09-2022	None
za, 10-09-2022	None
ma, 5-09-2022	None
ma, 5-09-2022	None
wo, 7-09-2022	None

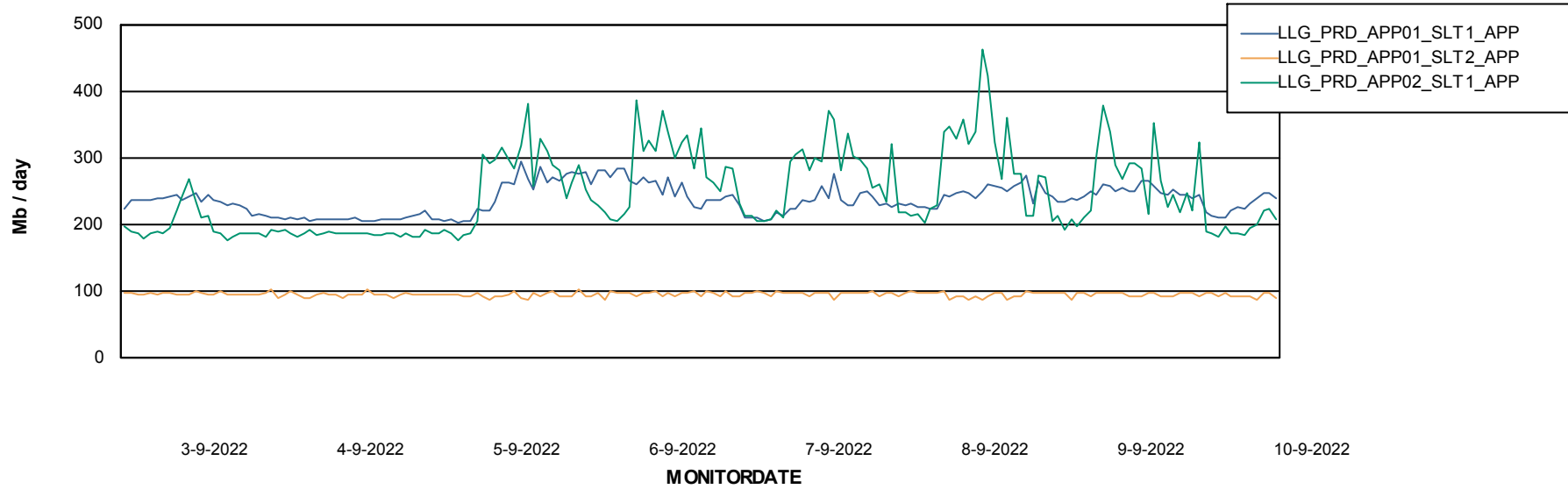
Weekly SLA Customer Report

Customer LLG_Production
Database ID 53



ABSSolute Application Server Services

Avg memory used per ABS Server Service



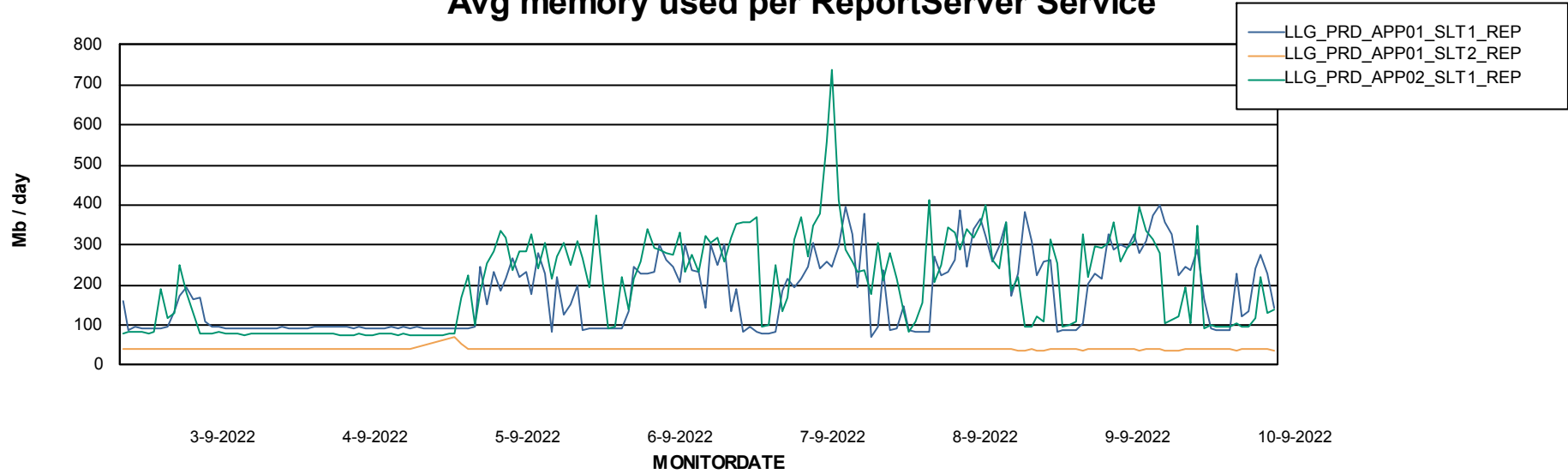
Weekly SLA Customer Report

Customer LLG_Production
Database ID 53

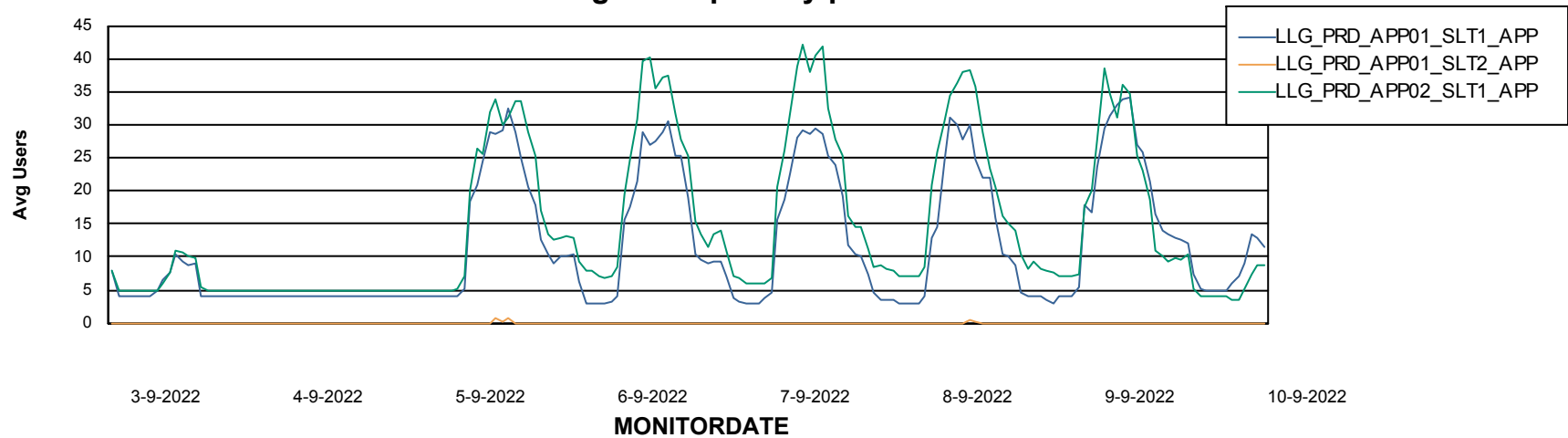


ABSSolute Application Server Services

Avg memory used per ReportServer Service



Avg users per day per ABS server



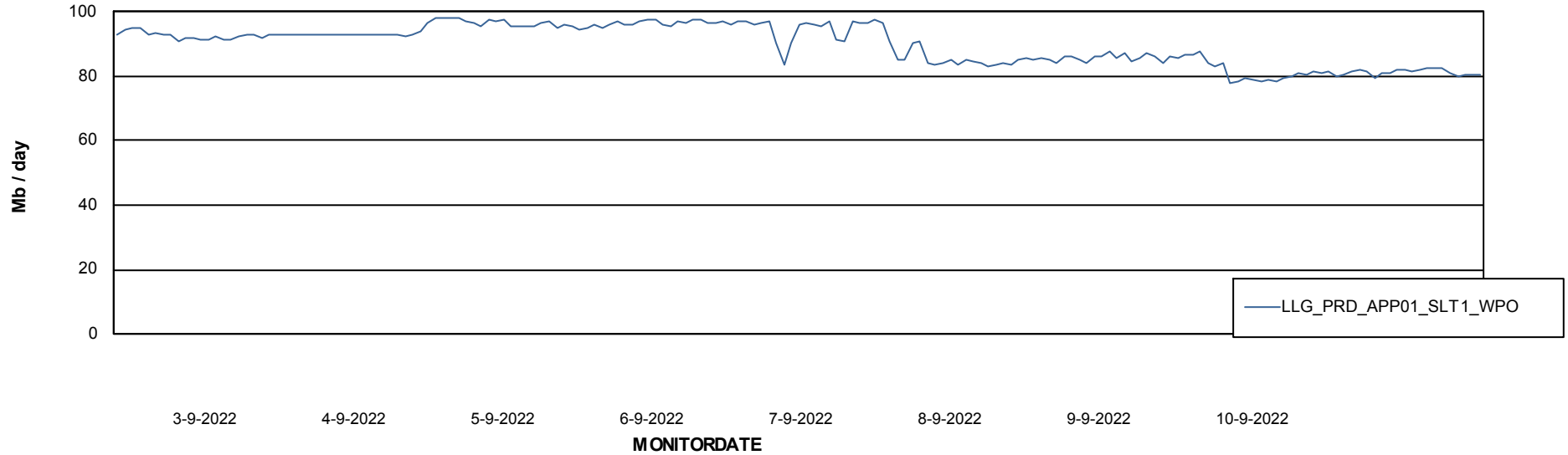
Weekly SLA Customer Report

Customer LLG_Production
Database ID 53



ABSSolute Application Server Services

Avg memory used per ABS Web component



Weekly SLA Customer Report

Customer LLG_Production
Database ID 53



Disaster per ABS component

