

# Weekly SLA Customer Report

Customer KLA\_Production  
Database ID 65



## Harddisk Usage KLA\_PRD\_KLAHQORA03

	Free disk space on C: (%)	Total disk space on C: (Gb)	Used disk space on C: (Gb)	Free disk space on D: (%)	Total disk space on D: (Gb)	Used disk space on D: (Gb)
10-9-2022	23	150	115	56	250	109
9-9-2022	24	150	114	56	250	110
8-9-2022	24	150	114	56	250	109
7-9-2022	24	150	114	56	250	110
6-9-2022	24	150	114	56	250	109
5-9-2022	24	150	114	56	250	109
4-9-2022	24	150	113	56	250	109

## Harddisk Usage KLA\_PRD\_KLAHQWEB02

	Free disk space on C: (%)	Total disk space on C: (Gb)	Used disk space on C: (Gb)
10-9-2022	45	39	22
9-9-2022	45	39	22
8-9-2022	45	39	22
7-9-2022	45	39	22
6-9-2022	45	39	22
5-9-2022	45	39	22
4-9-2022	45	39	22

# Weekly SLA Customer Report

Customer KLA\_Production  
 Database ID 65



Harddisk Usage KLA\_STB\_KLAHQORA04

	Free disk space on C: (%)	Total disk space on C: (Gb)	Used disk space on C: (Gb)	Free disk space on D: (%)	Total disk space on D: (Gb)	Used disk space on D: (Gb)
10-9-2022	46	250	134	28	200	144
9-9-2022	46	250	134	28	200	144
8-9-2022	46	250	134	28	200	144
7-9-2022	46	250	134	28	200	144
6-9-2022	46	250	134	28	200	144
5-9-2022	46	250	134	28	200	143
4-9-2022	46	250	134	28	200	143

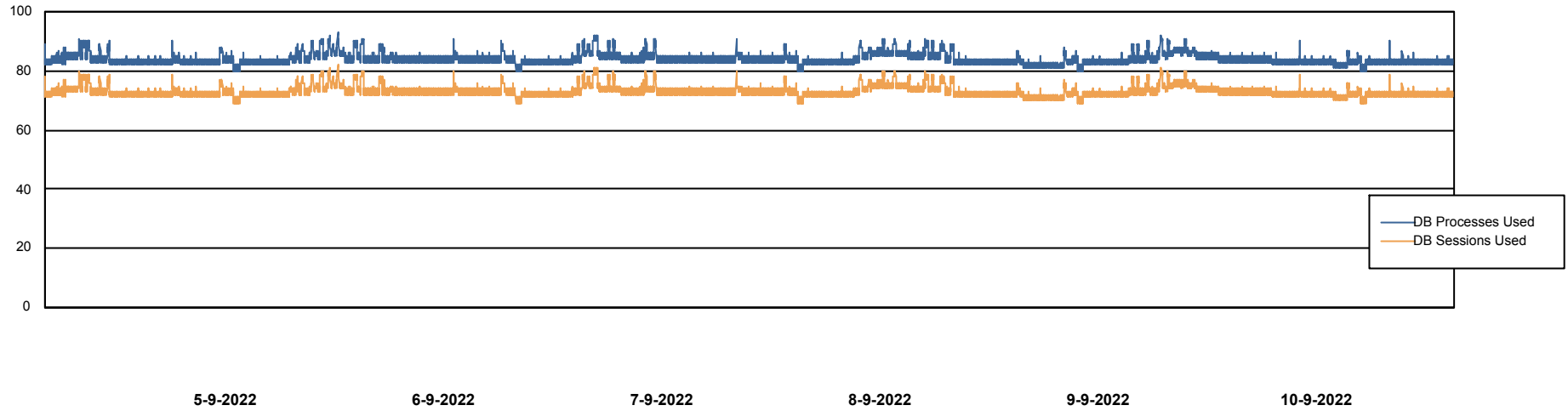
# Weekly SLA Customer Report

Customer KLA\_Production  
Database ID 65



Database Performance KLA\_PRD\_KLAHQORA03\_DB

DB Processes Max 1,000



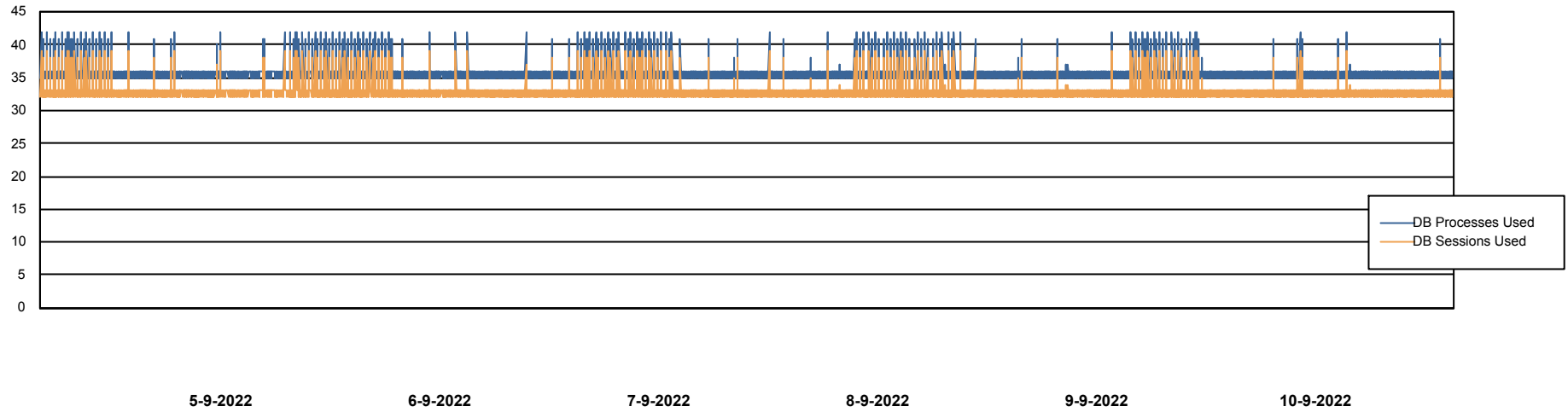
# Weekly SLA Customer Report

Customer KLA\_Production  
Database ID 65



Database Performance KLA\_STB\_KLAHQORA04\_DB

DB Processes Max 1,000



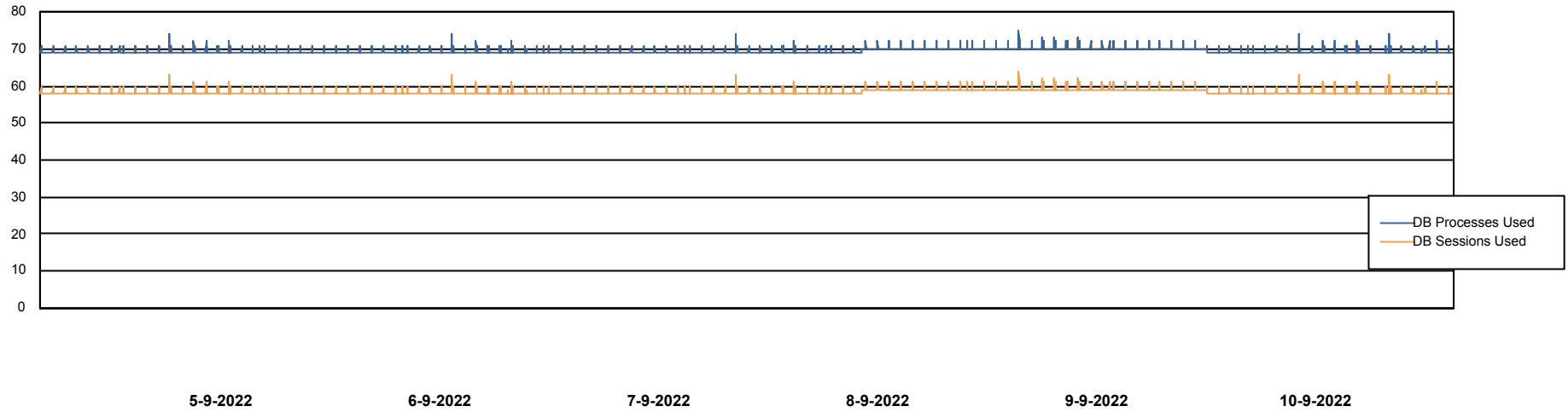
# Weekly SLA Customer Report

Customer KLA\_Production  
Database ID 65



Database Performance KLA\_TST\_KLAHQORA04\_DB

DB Processes Max 1,000



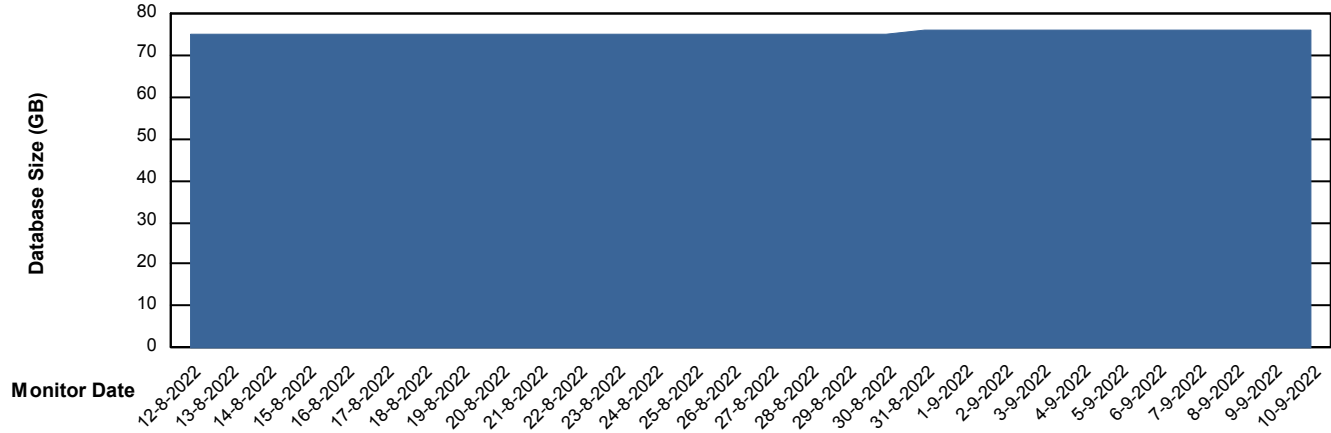
# Weekly SLA Customer Report

Customer KLA\_Production  
Database ID 65



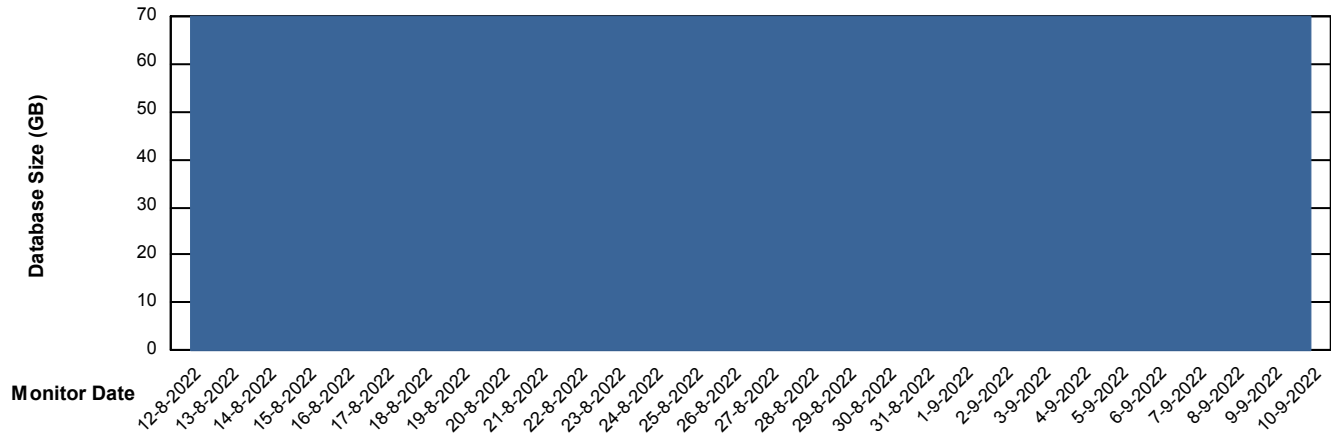
DATABASE SIZE KLA\_PRD\_KLAHQORA03\_DB

### Database growth over last month



DATABASE SIZE KLA\_TST\_KLAHQORA04\_DB

### Database growth over last month



# Weekly SLA Customer Report

Customer KLA\_Production  
Database ID 65



Database Tablespace KLA\_PRD\_KLAHQORA03\_DB

Date	Tablespace Name	Filesize (Gb)	Usedsize (Gb)	Percentage free
10-9-2022	ABSDATA	48	38	20
	INDX	44	34	22
9-9-2022	ABSDATA	48	38	20
	INDX	44	34	22
8-9-2022	ABSDATA	48	38	20
	INDX	44	34	22
7-9-2022	ABSDATA	48	38	20
	INDX	44	34	22
6-9-2022	ABSDATA	48	38	20
	INDX	44	34	22
5-9-2022	ABSDATA	48	38	20
	INDX	44	34	22
4-9-2022	ABSDATA	48	38	20
	INDX	44	34	22

# Weekly SLA Customer Report

Customer KLA\_Production  
Database ID 65



Database Tablespace KLA\_TST\_KLAHQORA04\_DB

Date	Tablespace Name	Filesize (Gb)	Usedsize (Gb)	Percentage free
10-9-2022	ABSDATA	39	31	20
	INDX	31	24	22
9-9-2022	ABSDATA	39	31	20
	INDX	31	24	22
8-9-2022	ABSDATA	39	31	20
	INDX	31	24	22
7-9-2022	ABSDATA	39	31	20
	INDX	31	24	22
6-9-2022	ABSDATA	39	31	20
	INDX	31	24	22
5-9-2022	ABSDATA	39	31	20
	INDX	31	24	22
4-9-2022	ABSDATA	39	31	20
	INDX	31	24	22

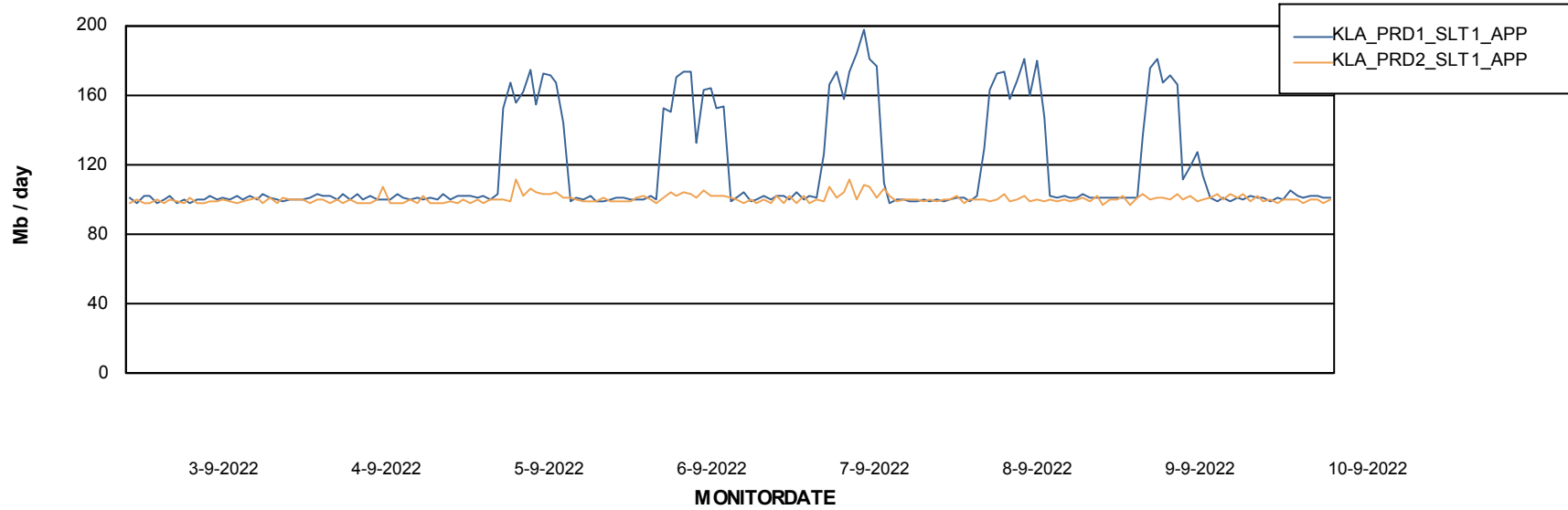
# Weekly SLA Customer Report

Customer KLA\_Production  
Database ID 65

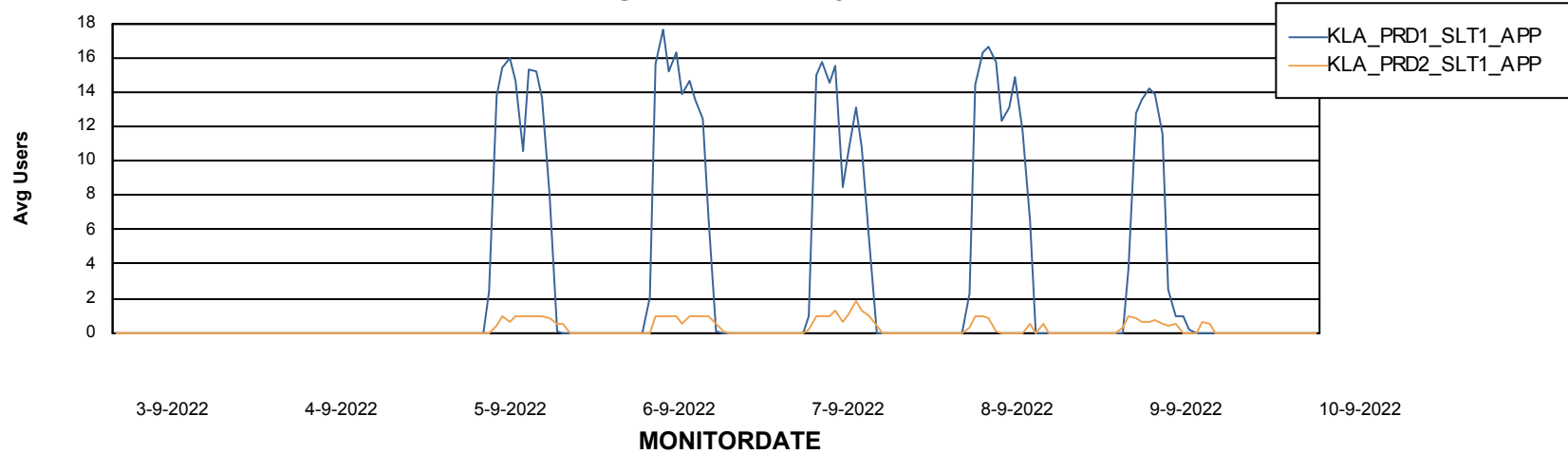


## ABSSolute Application Server Services

### Avg memory used per ABS Server Service



### Avg users per day per ABS server



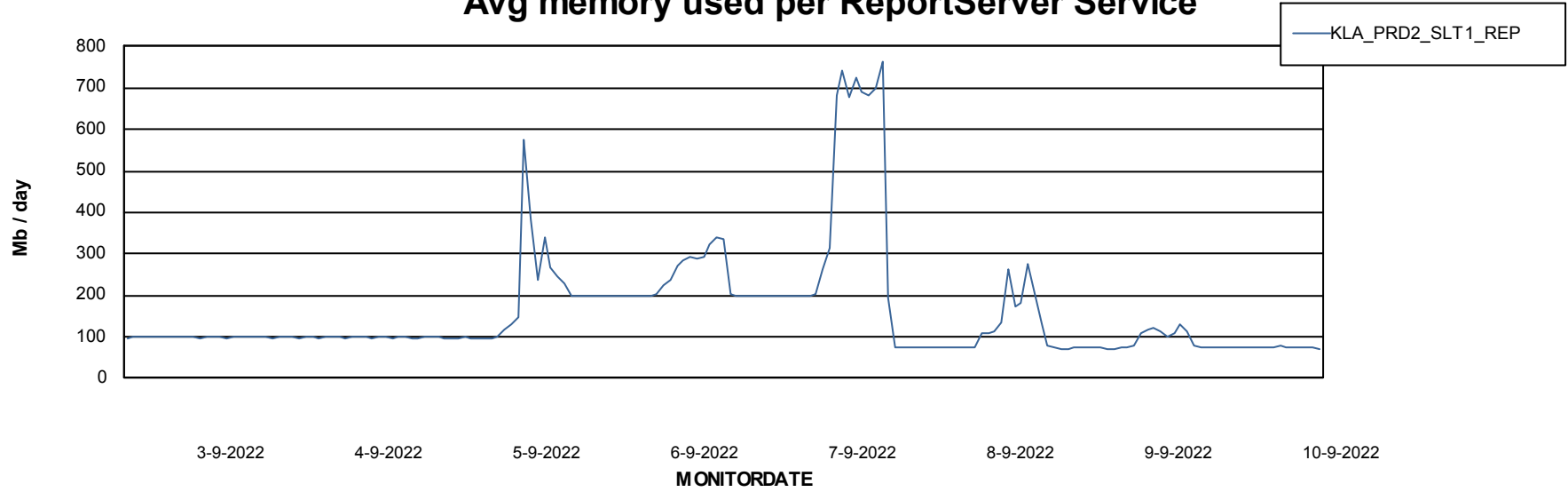
# Weekly SLA Customer Report

Customer KLA\_Production  
Database ID 65



## ABSSolute Application ReportServer Services

### Avg memory used per ReportServer Service



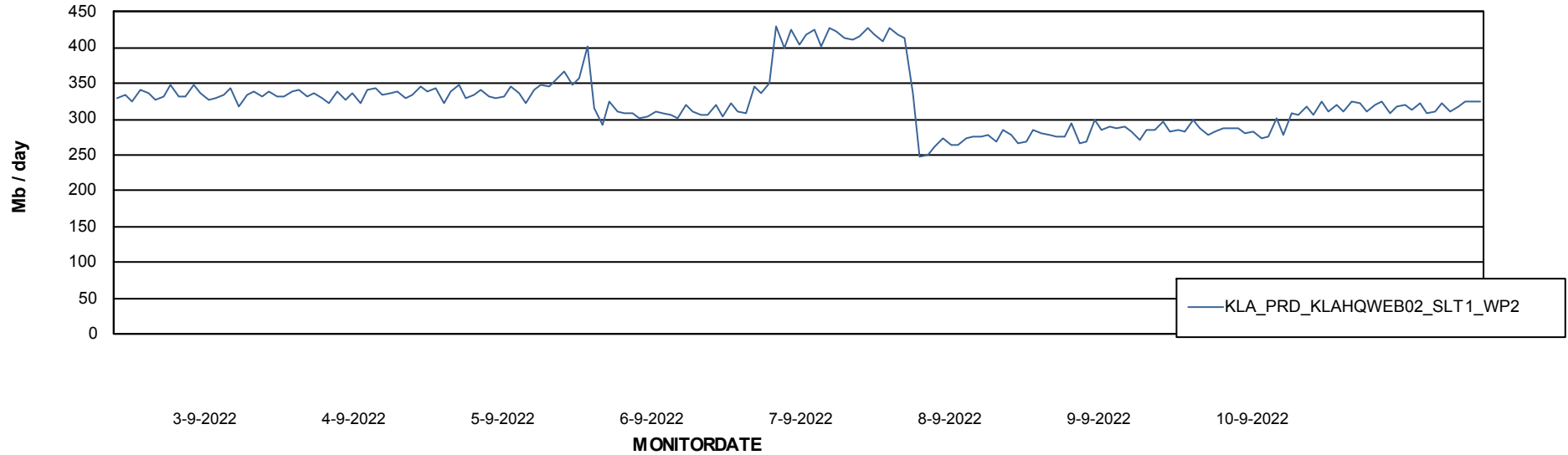
# Weekly SLA Customer Report

Customer KLA\_Production  
Database ID 65



## ABSSolute Web Component Services

### Avg memory used per ABS Web component



# Weekly SLA Customer Report

Customer KLA\_Production  
Database ID 65



## Disaster per ABS component

