

Weekly SLA Customer Report

Customer VEN_Production
Database ID 35



Harddisk Usage VEN_PRD_VENABS06_DB

	Free disk space on C: (%)	Total disk space on C: (Gb)	Used disk space on C: (Gb)	Free disk space on D: (%)	Total disk space on D: (Gb)	Used disk space on D: (Gb)	Free disk space on E: (%)	Total disk space on E: (Gb)	Used disk space on E: (Gb)
3-9-2022	62	102	39	24	601	455	21	400	314
2-9-2022	62	102	39	24	601	455	29	400	285
1-9-2022	62	102	39	24	601	455	29	400	285
31-8-2022	62	102	39	26	601	445	29	400	286
30-8-2022	62	102	39	27	601	440	28	400	286
29-8-2022	62	102	39	27	601	440	29	400	285
28-8-2022	61	102	40	27	601	440	29	400	286

Harddisk Usage VEN_PRD_VENABS07_SB-DB

	Free disk space on C: (%)	Total disk space on C: (Gb)	Used disk space on C: (Gb)	Free disk space on D: (%)	Total disk space on D: (Gb)	Used disk space on D: (Gb)	Free disk space on E: (%)	Total disk space on E: (Gb)	Used disk space on E: (Gb)
3-9-2022	56	102	45	28	1,000	720	53	400	188
2-9-2022	56	102	45	23	944	720	57	400	172
1-9-2022	56	102	45	15	850	721	56	400	175
31-8-2022	56	102	45	16	850	715	57	400	174
30-8-2022	56	102	45	16	850	711	57	400	171
29-8-2022	56	102	45	16	850	711	58	400	168
28-8-2022	56	102	45	16	850	711	39	400	244

Weekly SLA Customer Report

Customer VEN_Production
 Database ID 35



Harddisk Usage VEN_PRD_VENABS08_BI

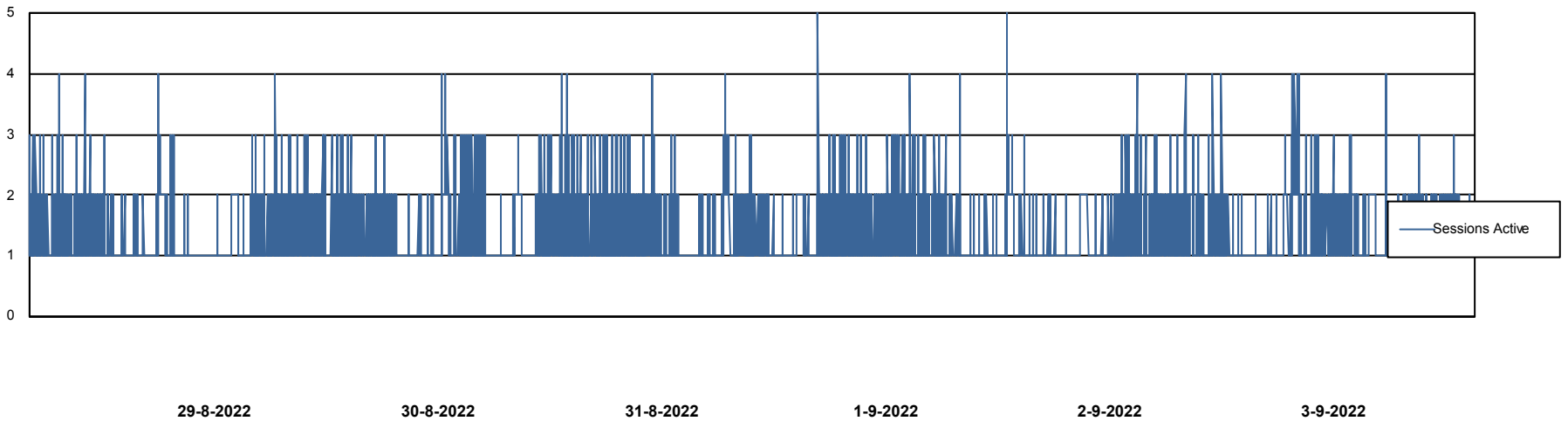
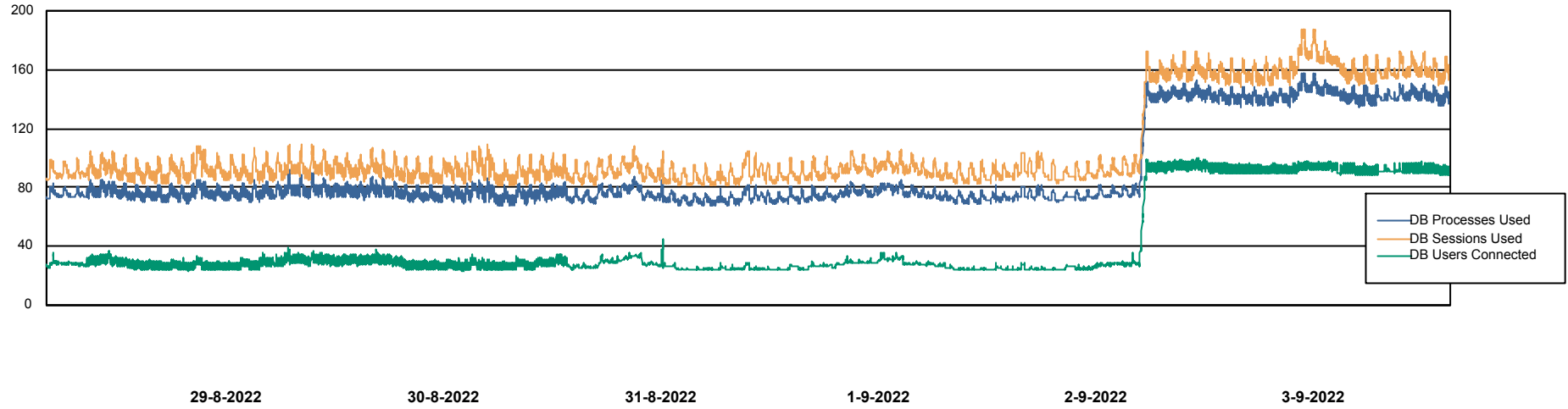
	Free disk space on C: (%)	Total disk space on C: (Gb)	Used disk space on C: (Gb)	Free disk space on D: (%)	Total disk space on D: (Gb)	Used disk space on D: (Gb)
3-9-2022	43	102	58	21	601	473
2-9-2022	43	102	58	21	601	472
1-9-2022	43	102	58	21	601	472
31-8-2022	43	102	58	21	601	472
30-8-2022	44	102	57	21	601	472
29-8-2022	45	102	56	21	601	472
28-8-2022	44	102	57	21	601	472

Weekly SLA Customer Report

Customer VEN_Production
Database ID 35



Database Performance VENDB_Production



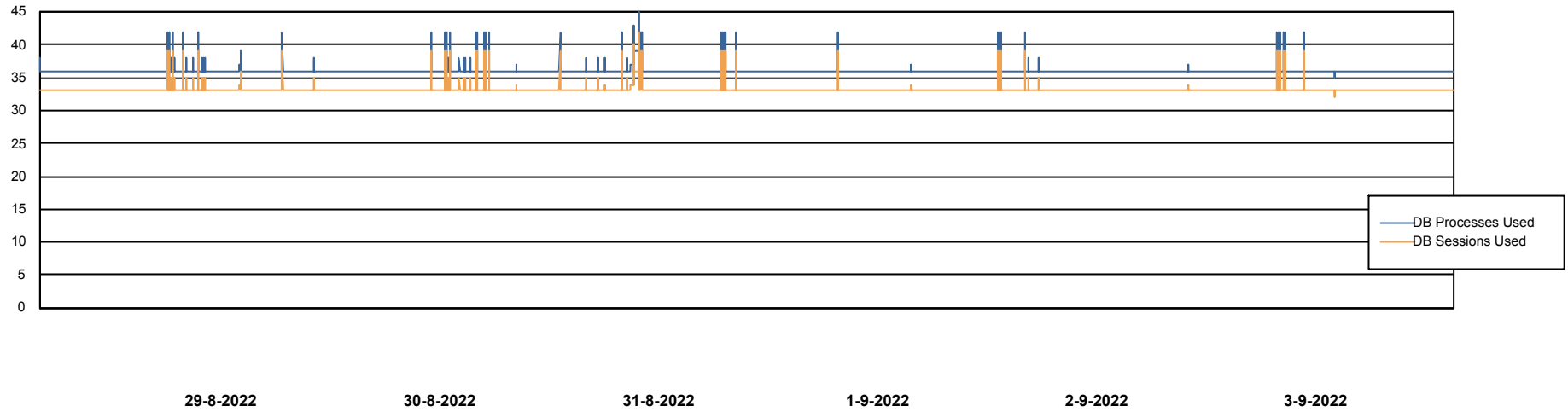
Weekly SLA Customer Report

Customer VEN_Production
Database ID 35



Database Performance VENDB_Standby

DB Processes Max 300



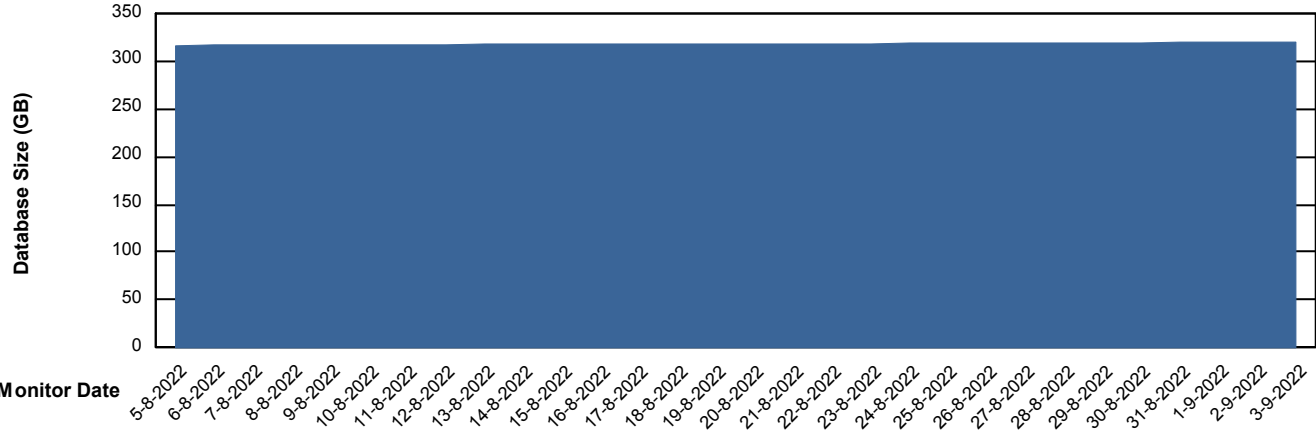
Weekly SLA Customer Report

Customer VEN_Production
 Database ID 35



DATABASE SIZE VENDB_Production

Database growth over last month



Database Tablespace VENDB_Production

Date	Tablespace Name	Filesize (Gb)	Usedsize (Gb)	Percentage free
3-9-2022	ABSDATA	200	162	19
	INDX	184	149	19
2-9-2022	ABSDATA	200	162	19
	INDX	184	148	19
1-9-2022	ABSDATA	200	162	19
	INDX	184	148	19
31-8-2022	ABSDATA	200	162	19
	INDX	184	148	19
30-8-2022	ABSDATA	192	162	16
	INDX	177	148	16
29-8-2022	ABSDATA	192	162	16
	INDX	177	148	16
28-8-2022	ABSDATA	192	162	16
	INDX	177	148	16

Weekly SLA Customer Report

Customer VEN_Production
Database ID 35



Standby Database Health VEN_Production

Recovery lag for last 7 days

