

Weekly SLA Customer Report

Customer STK_Production
 Database ID 82



Harddisk Usage STK_PRD_ABSDBORACLE01

	Free disk space on C: (%)	Total disk space on C: (Gb)	Used disk space on C: (Gb)	Free disk space on E: (%)	Total disk space on E: (Gb)	Used disk space on E: (Gb)	Free disk space on F: (%)	Total disk space on F: (Gb)	Used disk space on F: (Gb)
3-9-2022	72	150	42	22	600	466	37	550	345
2-9-2022	72	150	42	22	600	466	39	550	336
1-9-2022	72	150	42	22	600	466	39	550	337
31-8-2022	72	150	42	22	600	466	40	550	331
30-8-2022	72	150	42	22	600	466	40	550	330
29-8-2022	72	150	42	22	600	466	40	550	332
28-8-2022	72	150	42	22	600	466	39	550	335

Harddisk Usage STK_PRD_ABSDBORACLE02

	Free disk space on C: (%)	Total disk space on C: (Gb)	Used disk space on C: (Gb)	Free disk space on E: (%)	Total disk space on E: (Gb)	Used disk space on E: (Gb)	Free disk space on F: (%)	Total disk space on F: (Gb)	Used disk space on F: (Gb)
3-9-2022	69	150	47	16	1,050	879	27	550	403
2-9-2022	69	150	47	16	1,050	879	30	550	388
1-9-2022	69	150	47	16	1,050	879	30	550	386
31-8-2022	69	150	47	16	1,050	879	30	550	384
30-8-2022	69	150	47	16	1,050	879	30	550	383
29-8-2022	69	150	47	16	1,050	879	30	550	387
28-8-2022	69	150	47	16	1,050	879	29	550	389

Weekly SLA Customer Report

Customer STK_Production
 Database ID 82



Harddisk Usage STK_PRD_ABSSSHAREPRINT01

	Free disk space on C: (%)	Total disk space on C: (Gb)	Used disk space on C: (Gb)
3-9-2022	52	150	71
2-9-2022	52	150	71
1-9-2022	52	150	71
31-8-2022	53	150	71
30-8-2022	53	150	71
29-8-2022	53	150	70
28-8-2022	53	150	70

Harddisk Usage STK_PRD_ABSSOLUTE01

	Free disk space on C: (%)	Total disk space on C: (Gb)	Used disk space on C: (Gb)
3-9-2022	51	150	74
2-9-2022	51	150	74
1-9-2022	51	150	74
31-8-2022	51	150	74
30-8-2022	51	150	74
29-8-2022	51	150	74
28-8-2022	51	150	73

Weekly SLA Customer Report

Customer STK_Production
 Database ID 82



Harddisk Usage STK_PRD_ABSOLUTE02

	Free disk space on C: (%)	Total disk space on C: (Gb)	Used disk space on C: (Gb)
3-9-2022	70	150	45
2-9-2022	70	150	45
1-9-2022	70	150	45
31-8-2022	70	150	45
30-8-2022	70	150	45
29-8-2022	70	150	45
28-8-2022	70	150	45

Harddisk Usage STK_PRD_ABSWEB01

	Free disk space on C: (%)	Total disk space on C: (Gb)	Used disk space on C: (Gb)
3-9-2022	83	150	25
2-9-2022	83	150	26
1-9-2022	83	150	26
31-8-2022	83	150	25
30-8-2022	83	150	25
29-8-2022	83	150	25
28-8-2022	83	150	25

Weekly SLA Customer Report

Customer STK_Production
Database ID 82



Harddisk Usage STK_PRD_ABSWEB02

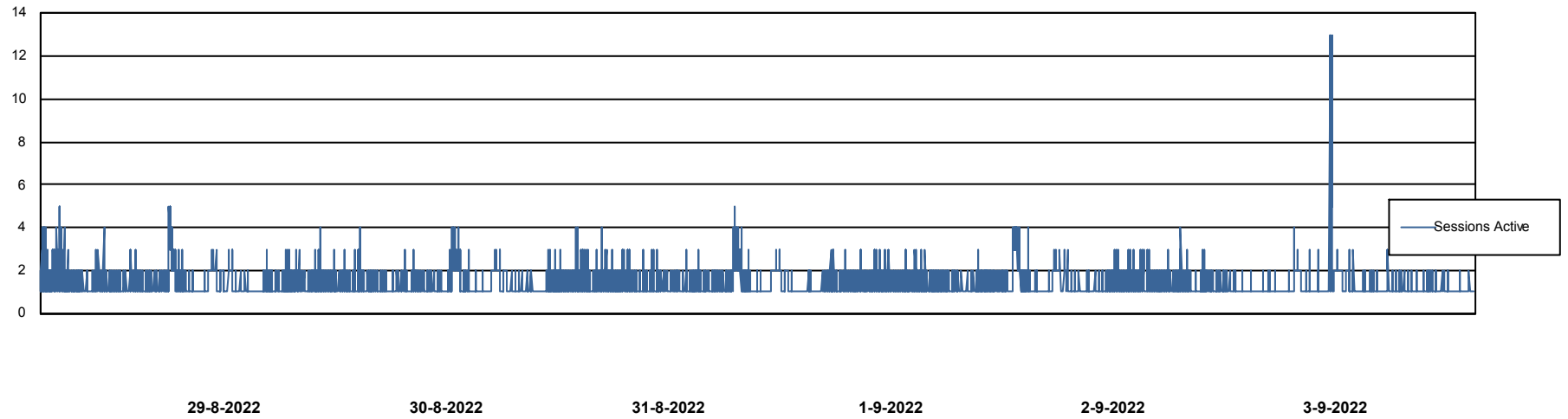
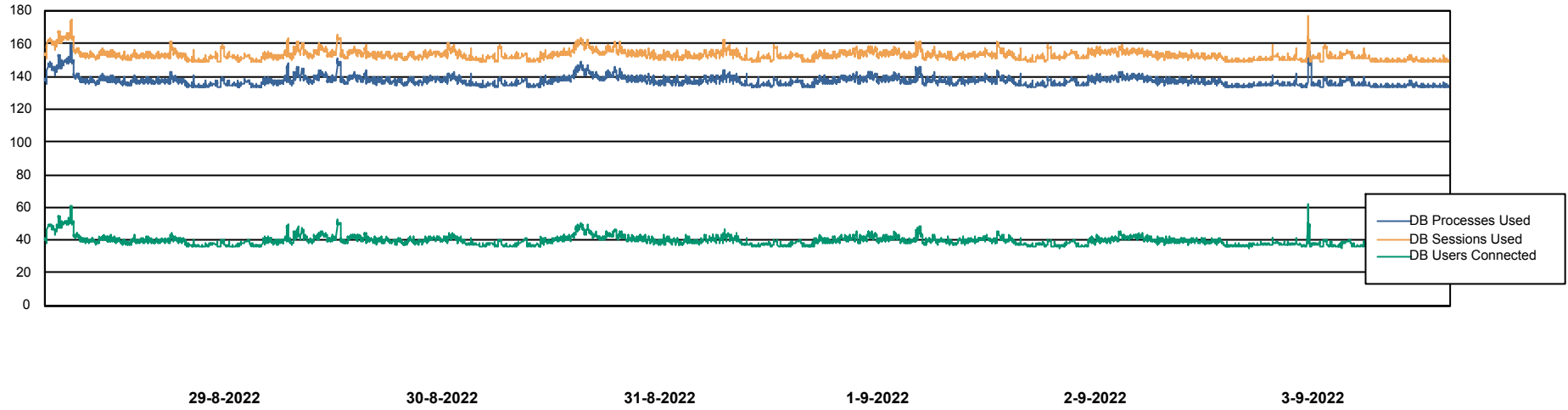
	Free disk space on C: (%)	Total disk space on C: (Gb)	Used disk space on C: (Gb)
3-9-2022	85	150	22
2-9-2022	85	150	22
1-9-2022	85	150	22
31-8-2022	85	150	22
30-8-2022	85	150	22
29-8-2022	85	150	22
28-8-2022	85	150	22

Weekly SLA Customer Report

Customer STK_Production
Database ID 82



Database Performance STKDB_Production



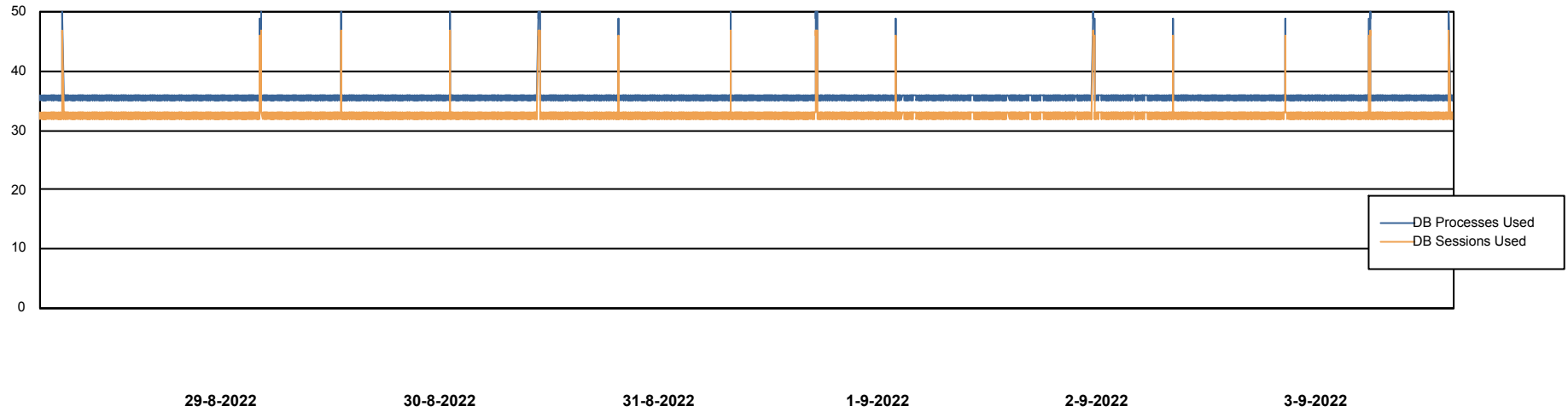
Weekly SLA Customer Report

Customer STK_Production
Database ID 82



Database Performance STKDB_Standby

DB Processes Max 1,000



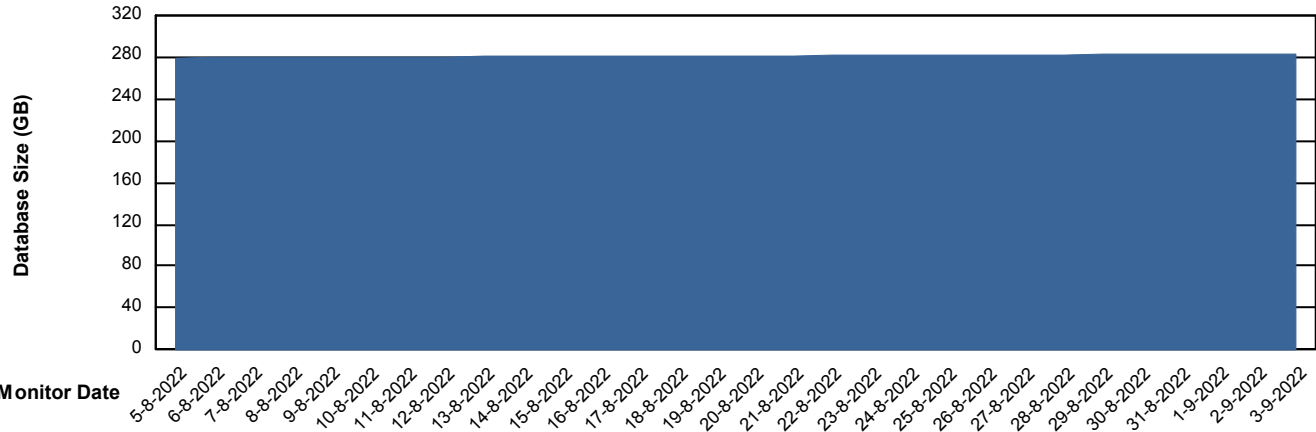
Weekly SLA Customer Report

Customer STK_Production
 Database ID 82



DATABASE SIZE STKDB_Production

Database growth over last month



Database Tablespace STKDB_Production

Date	Tablespace Name	Filesize (Gb)	Usedsize (Gb)	Percentage free
3-9-2022	ABSDATA	200	111	44
	INDX	200	162	19
2-9-2022	ABSDATA	200	111	44
	INDX	200	162	19
1-9-2022	ABSDATA	200	111	44
	INDX	200	162	19
31-8-2022	ABSDATA	200	111	44
	INDX	200	162	19
30-8-2022	ABSDATA	200	111	44
	INDX	200	162	19
29-8-2022	ABSDATA	200	111	45
	INDX	200	162	19
28-8-2022	ABSDATA	200	111	45
	INDX	200	161	19

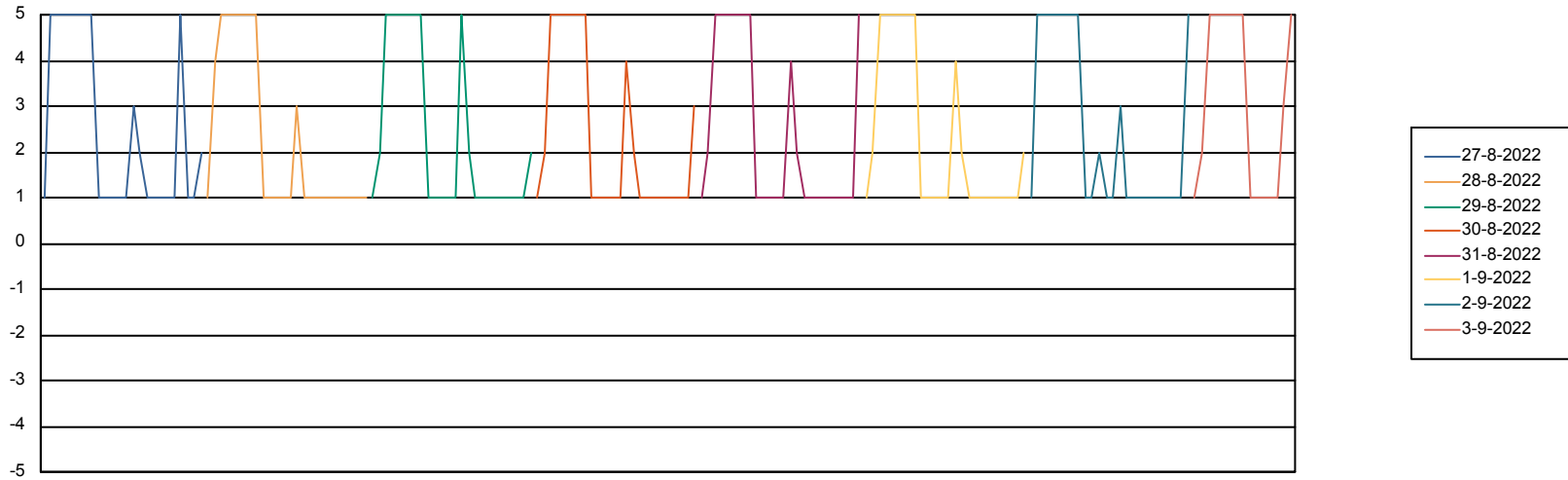
Weekly SLA Customer Report

Customer STK_Production
Database ID 82



Standby Database Health STK_Production

Recovery lag for last 7 days



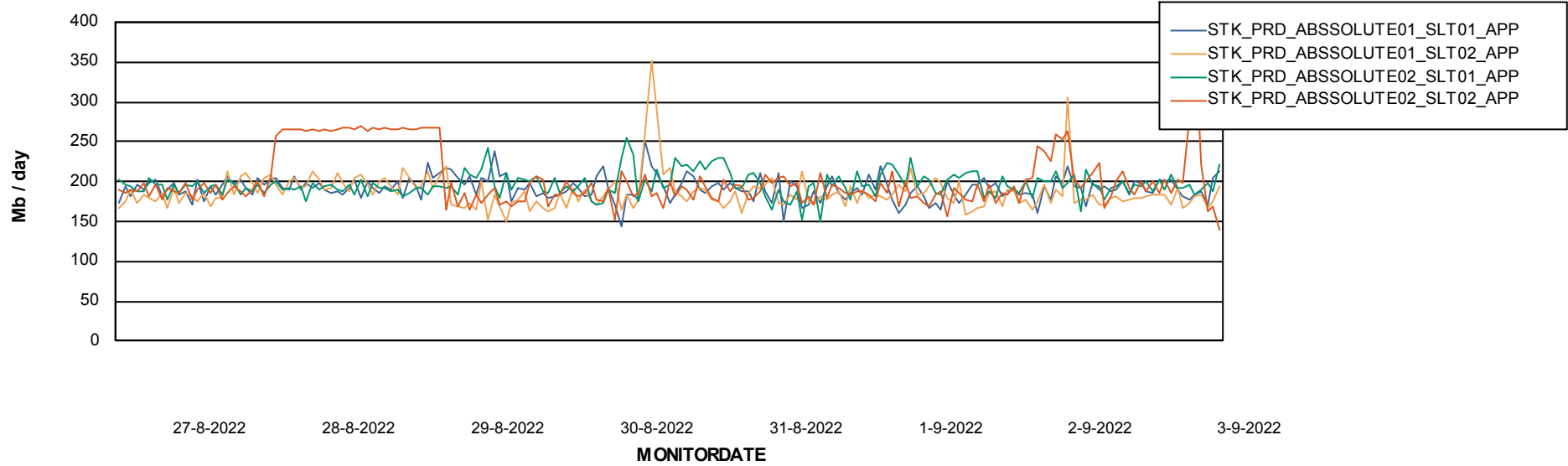
Weekly SLA Customer Report

Customer STK_Production
Database ID 82

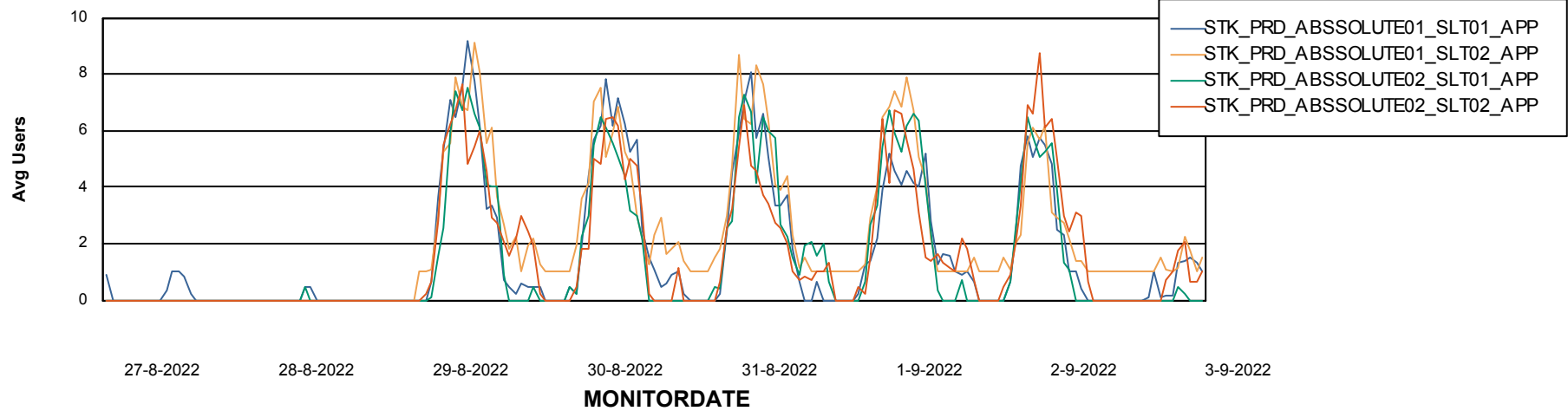


ABSSolute Application Server Services

Avg memory used per ABS Server Service



Avg users per day per ABS server



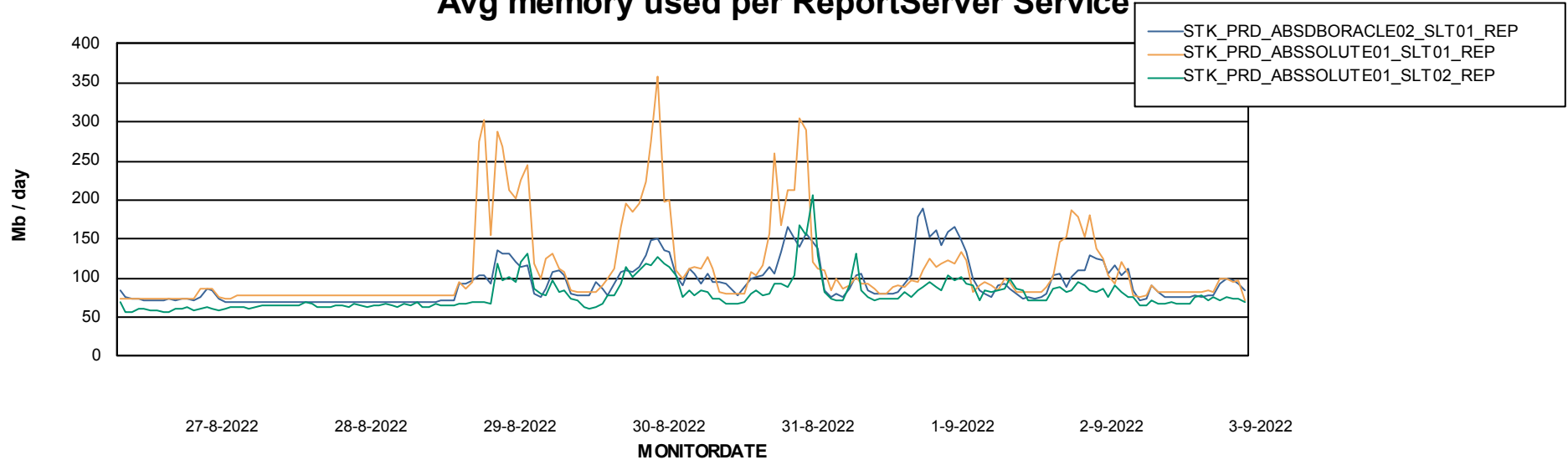
Weekly SLA Customer Report

Customer STK_Production
Database ID 82



ABSSolute Application ReportServer Services

Avg memory used per ReportServer Service



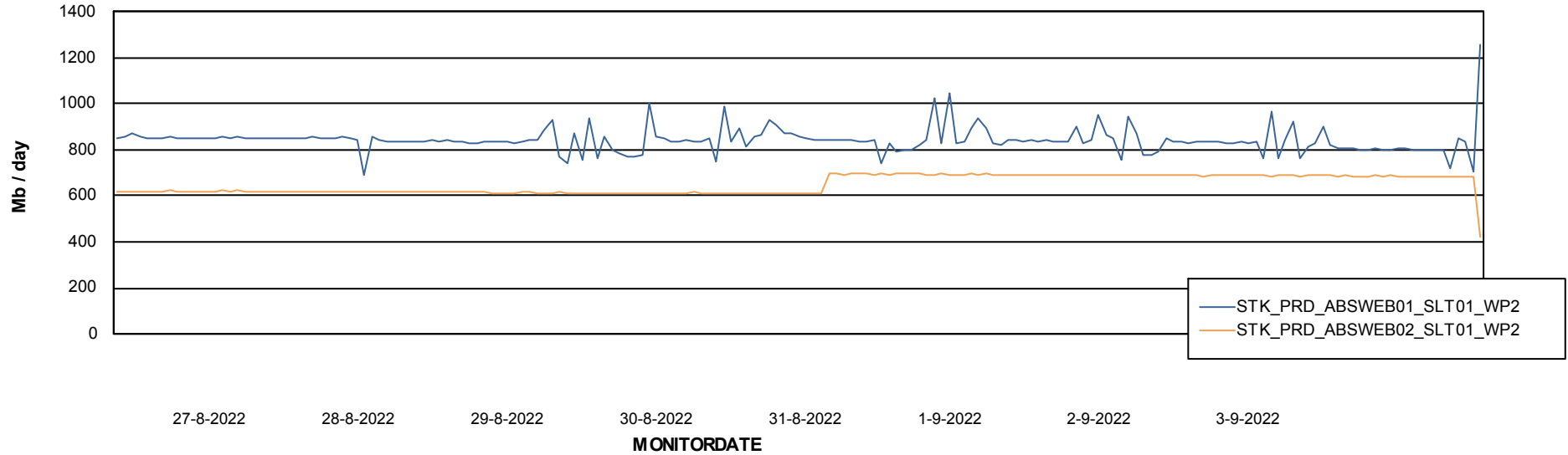
Weekly SLA Customer Report

Customer STK_Production
Database ID 82



ABSSolute Web Component Services

Avg memory used per ABS Web component



Weekly SLA Customer Report

Customer STK_Production
Database ID 82



Disaster per ABS component

