

Weekly SLA Customer Report

Customer LLG_Production
Database ID 53



Harddisk Usage LLG_PRD_APP01

	Free disk space on C: (%)	Total disk space on C: (Gb)	Used disk space on C: (Gb)	Free disk space on D: (%)	Total disk space on D: (Gb)	Used disk space on D: (Gb)
3-9-2022	23	200	154	96	200	9
2-9-2022	23	200	154	96	200	9
1-9-2022	23	200	154	96	200	9
31-8-2022	23	200	154	96	200	9
30-8-2022	23	200	154	96	200	9
29-8-2022	23	200	154	96	200	9
28-8-2022	23	200	154	96	200	9

Harddisk Usage LLG_PRD_APP02

	Free disk space on C: (%)	Total disk space on C: (Gb)	Used disk space on C: (Gb)	Free disk space on D: (%)	Total disk space on D: (Gb)	Used disk space on D: (Gb)
3-9-2022	59	200	82	92	200	16
2-9-2022	59	200	82	92	200	16
1-9-2022	59	200	82	92	200	16
31-8-2022	59	200	82	92	200	16
30-8-2022	59	200	82	92	200	16
29-8-2022	59	200	82	92	200	16
28-8-2022	59	200	82	92	200	16

Weekly SLA Customer Report

Customer LLG_Production
Database ID 53



Harddisk Usage LLG_PRD_BI02

	Free disk space on C: (%)	Total disk space on C: (Gb)	Used disk space on C: (Gb)	Free disk space on D: (%)	Total disk space on D: (Gb)	Used disk space on D: (Gb)
3-9-2022	59	150	61	50	685	339
2-9-2022	59	150	61	51	685	336
1-9-2022	59	150	61	51	685	336
31-8-2022	59	150	61	51	685	336
30-8-2022	59	150	61	51	685	336
29-8-2022	60	150	61	51	685	336
28-8-2022	60	150	61	51	685	336

Harddisk Usage LLG_PRD_OR01

	Free disk space on C: (%)	Total disk space on C: (Gb)	Used disk space on C: (Gb)	Free disk space on D: (%)	Total disk space on D: (Gb)	Used disk space on D: (Gb)	Free disk space on E: (%)	Total disk space on E: (Gb)	Used disk space on E: (Gb)
3-9-2022	83	279	46	56	928	406	59	749	307
2-9-2022	83	279	46	56	928	406	60	749	298
1-9-2022	83	279	46	56	928	406	65	749	261
31-8-2022	83	279	46	56	928	406	65	749	260
30-8-2022	83	279	46	56	928	406	65	749	261
29-8-2022	83	279	46	56	928	406	60	749	298
28-8-2022	83	279	46	56	928	406	67	749	250

Weekly SLA Customer Report

Customer LLG_Production
 Database ID 53



Harddisk Usage LLG_PRD_ORSO2

	Free disk space on C: (%)	Total disk space on C: (Gb)	Used disk space on C: (Gb)	Free disk space on D: (%)	Total disk space on D: (Gb)	Used disk space on D: (Gb)	Free disk space on E: (%)	Total disk space on E: (Gb)	Used disk space on E: (Gb)
3-9-2022	87	279	36	88	1,117	131	93	559	38
2-9-2022	87	279	36	88	1,117	131	93	559	38
1-9-2022	87	279	36	88	1,117	131	93	559	38
31-8-2022	87	279	36	88	1,117	131	93	559	38
30-8-2022	87	279	36	88	1,117	131	93	559	38
29-8-2022	87	279	36	88	1,117	131	93	559	38
28-8-2022	87	279	36	88	1,117	131	93	559	38

Harddisk Usage LLG_PRD_TS2

	Free disk space on C: (%)	Total disk space on C: (Gb)	Used disk space on C: (Gb)	Free disk space on D: (%)	Total disk space on D: (Gb)	Used disk space on D: (Gb)	Free disk space on E: (%)	Total disk space on E: (Gb)	Used disk space on E: (Gb)
3-9-2022	23	279	214	62	993	379	76	684	162
2-9-2022	23	279	214	62	993	379	76	684	162
1-9-2022	23	279	214	62	993	379	76	684	162
31-8-2022	23	279	214	62	993	379	76	684	161
30-8-2022	23	279	214	62	993	379	76	684	162
29-8-2022	23	279	214	62	993	379	69	684	211
28-8-2022	23	279	214	62	993	379	76	684	162

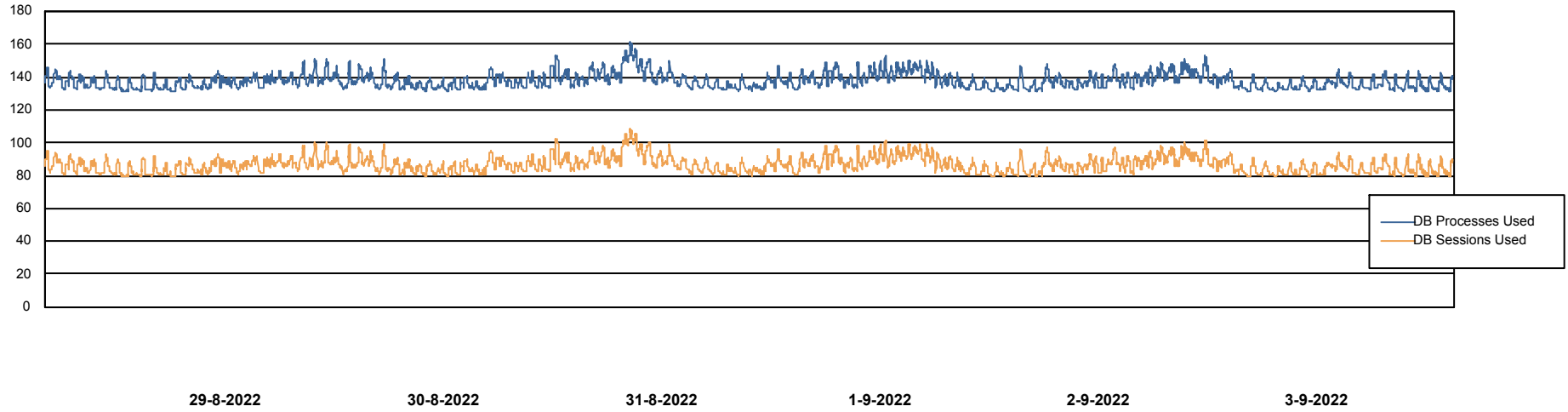
Weekly SLA Customer Report

Customer LLG_Production
Database ID 53



Database Performance LIGDB_Production

DB Processes Max 300
DB Sessions Max 4



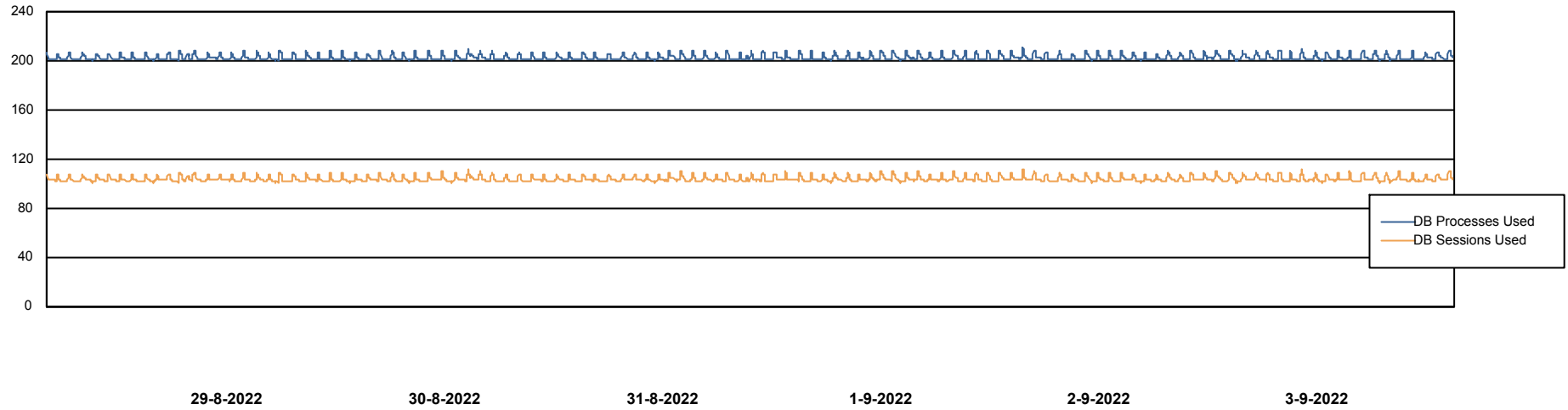
Weekly SLA Customer Report

Customer LLG_Production
Database ID 53



Database Performance LLGDB_Standby_TS2

DB Processes Max 4
DB Processes Max 300
DB Processes Max 0



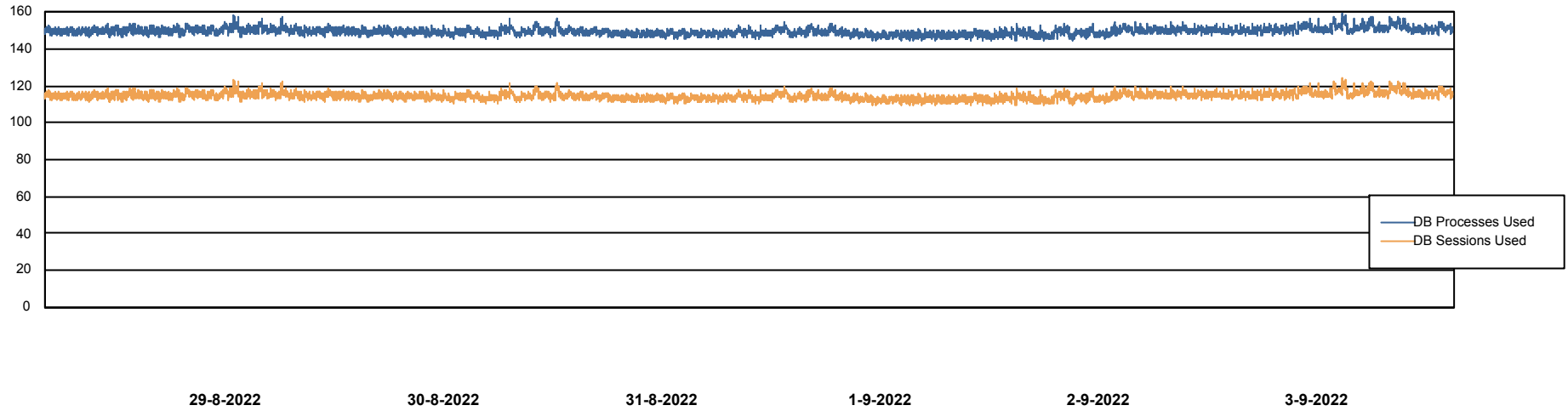
Weekly SLA Customer Report

Customer LLG_Production
Database ID 53



Database Performance LLGDBBI_Production

DB Processes Max 1,000



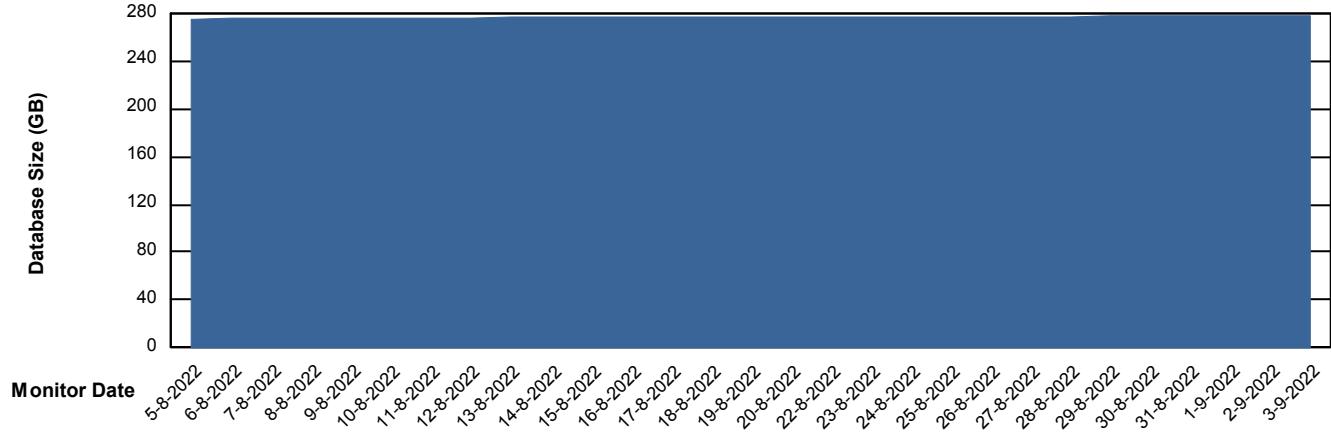
Weekly SLA Customer Report

Customer LLG_Production
Database ID 53



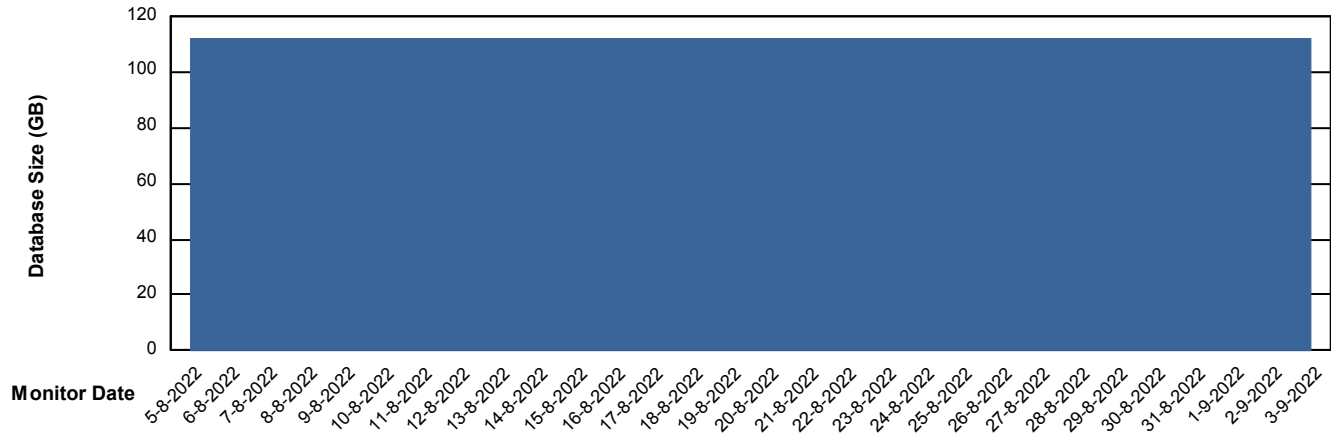
DATABASE SIZE LLGDB_Production

Database growth over last month



DATABASE SIZE LLGDBBI_Production

Database growth over last month



Weekly SLA Customer Report

Customer LLG_Production
 Database ID 53



Database Tablespace LLGDB_Production

Date	Tablespace Name	Filesize (Gb)	Usedsize (Gb)	Percentage free
3-9-2022	ABSDATA	162	110	32
	INDX	189	158	16
2-9-2022	ABSDATA	162	110	32
	INDX	189	158	16
1-9-2022	ABSDATA	162	110	32
	INDX	189	158	16
31-8-2022	ABSDATA	162	110	32
	INDX	189	158	16
30-8-2022	ABSDATA	162	110	32
	INDX	189	158	16
29-8-2022	ABSDATA	162	110	32
	INDX	189	158	16
28-8-2022	ABSDATA	162	110	32
	INDX	189	158	17

Weekly SLA Customer Report

Customer LLG_Production
 Database ID 53



Database Tablespace LLGDBBI_Production

Date	Tablespace Name	Filesize (Gb)	Usedsize (Gb)	Percentage free
3-9-2022	ABSDATA	100	50	50
	INDX	120	56	53
2-9-2022	ABSDATA	100	50	50
	INDX	120	56	54
1-9-2022	ABSDATA	100	50	50
	INDX	120	56	54
31-8-2022	ABSDATA	100	50	50
	INDX	120	56	54
30-8-2022	ABSDATA	100	50	50
	INDX	120	56	54
29-8-2022	ABSDATA	100	50	50
	INDX	120	56	54
28-8-2022	ABSDATA	100	50	50
	INDX	120	56	54

BI Status and last ETL error for LLGDBBI_Production

	ma 29/8/2022	di 30/8/2022	wo 31/8/2022	do 1/9/2022	vr 2/9/2022	za 3/9/2022
ABS DataWarehouse ETL Health	OK	OK	OK	OK	OK	OK
ABS DWHStaging ETL Health	OK	OK	OK	OK	OK	OK

Weekly SLA Customer Report

Customer LLG_Production
Database ID 53



BI last ETL error for	LLGDBBI_Production
ma, 29-08-2022	None
di, 30-08-2022	None
wo, 31-08-2022	None
di, 30-08-2022	None
vr, 2-09-2022	None
za, 3-09-2022	None
vr, 2-09-2022	None
za, 3-09-2022	None
wo, 31-08-2022	None
zo, 28-08-2022	None
ma, 29-08-2022	None
zo, 28-08-2022	None
do, 1-09-2022	None
do, 1-09-2022	None

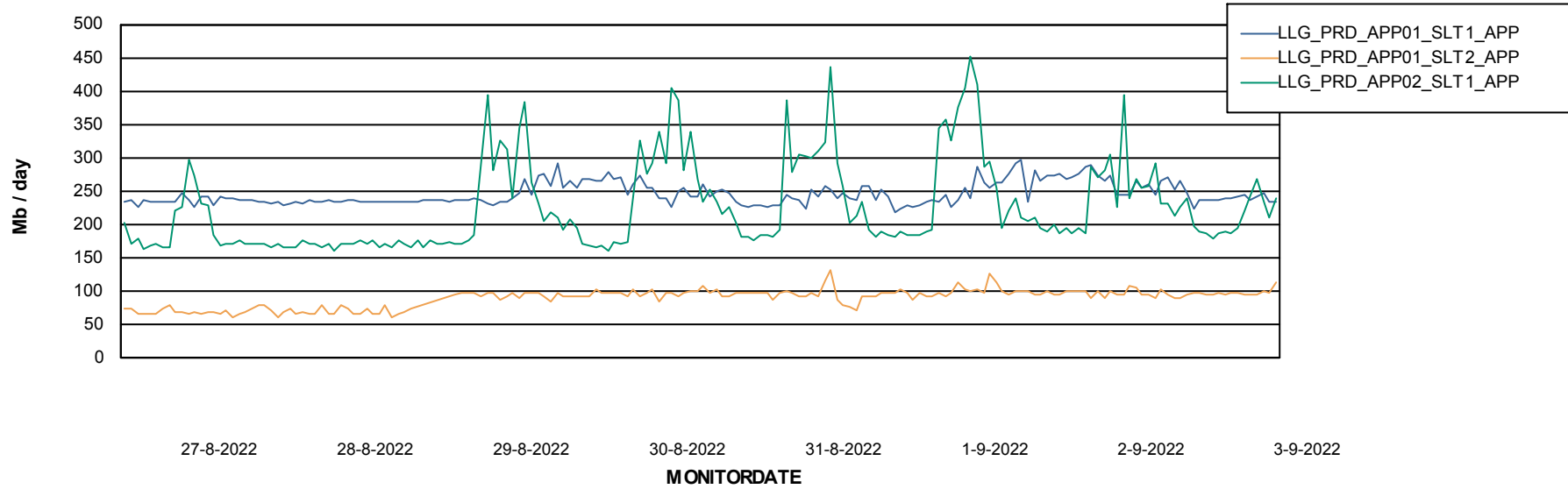
Weekly SLA Customer Report

Customer LLG_Production
Database ID 53



ABSSolute Application Server Services

Avg memory used per ABS Server Service



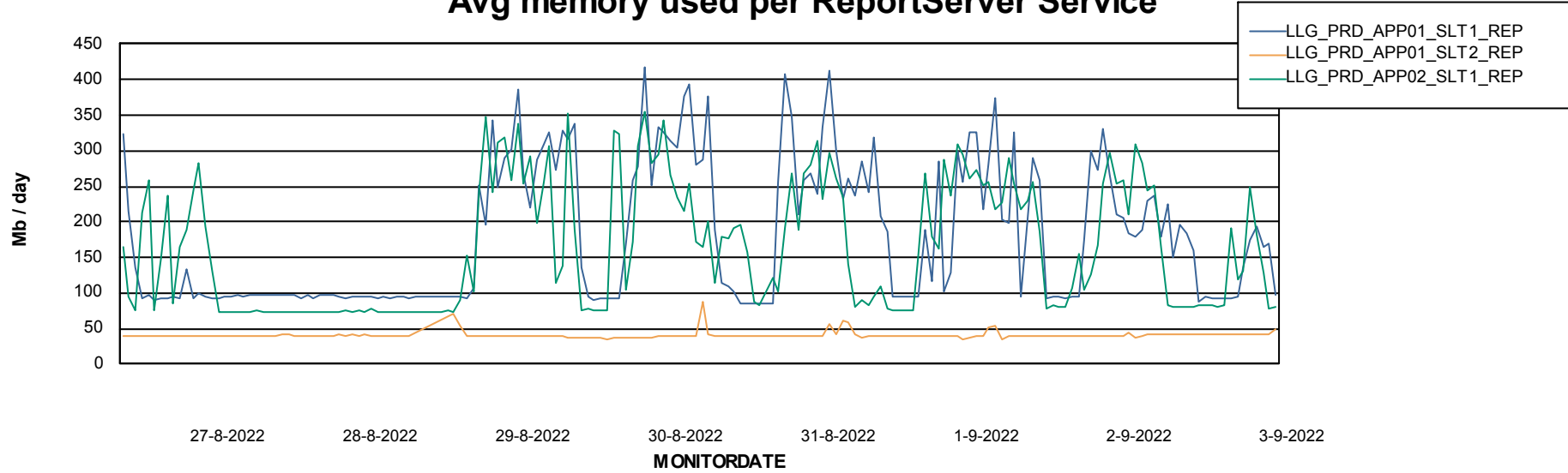
Weekly SLA Customer Report

Customer LLG_Production
Database ID 53

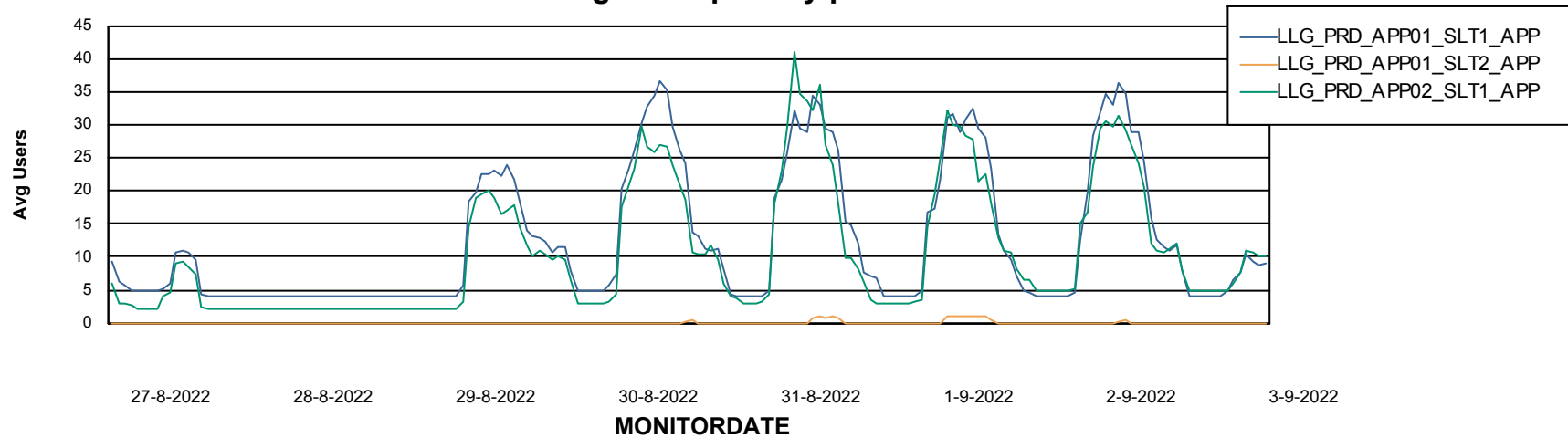


ABSSolute Application Server Services

Avg memory used per ReportServer Service



Avg users per day per ABS server



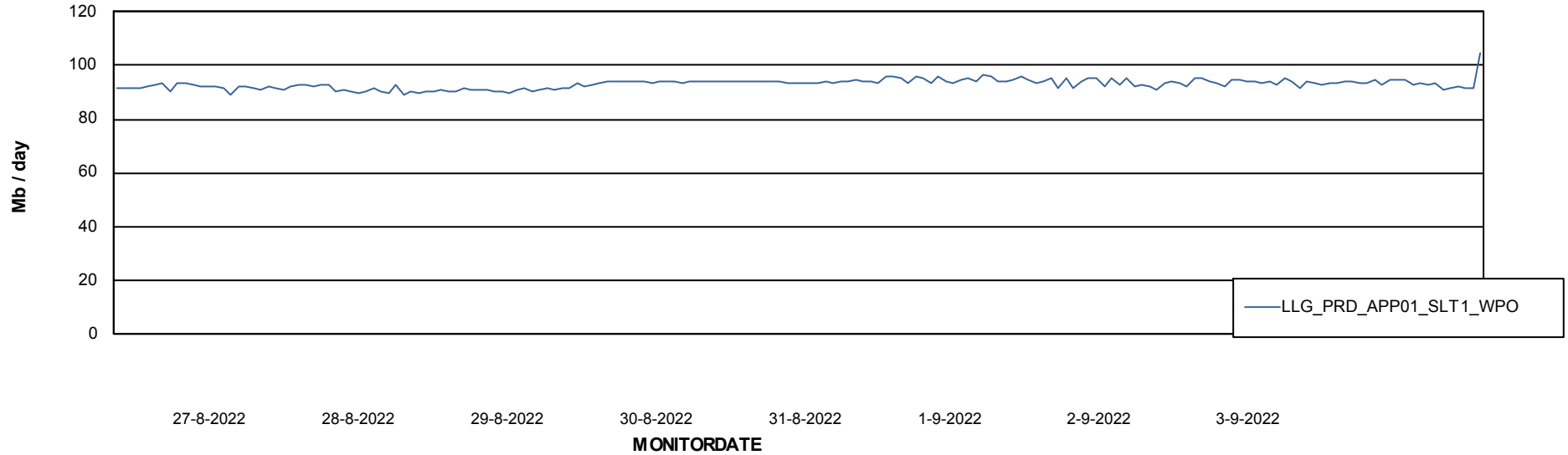
Weekly SLA Customer Report

Customer LLG_Production
Database ID 53



ABSSolute Application Server Services

Avg memory used per ABS Web component



Weekly SLA Customer Report

Customer LLG_Production
Database ID 53



Disaster per ABS component

