

# Weekly SLA Customer Report

Customer PCO\_Production (Bronze)  
Database ID 44



## Harddisk Usage PCO\_PRD\_ORACLE1

	Free disk space on C: (%)	Total disk space on C: (Gb)	Used disk space on C: (Gb)	Free disk space on D: (%)	Total disk space on D: (Gb)	Used disk space on D: (Gb)
27-8-2022	25	447	334	41	1,676	995
26-8-2022	25	447	335	41	1,676	985
25-8-2022	25	447	335	41	1,676	986
24-8-2022	25	447	335	41	1,676	985
23-8-2022	25	447	335	41	1,676	985
22-8-2022	25	447	335	41	1,676	985
21-8-2022	25	447	334	41	1,676	986

## Harddisk Usage PCO\_PRD\_ORACLE2

	Free disk space on C: (%)	Total disk space on C: (Gb)	Used disk space on C: (Gb)	Free disk space on D: (%)	Total disk space on D: (Gb)	Used disk space on D: (Gb)
27-8-2022	51	279	137	21	838	661
26-8-2022	51	279	137	21	838	661
25-8-2022	51	279	137	21	838	662
24-8-2022	51	279	137	21	838	661
23-8-2022	51	279	137	21	838	661
22-8-2022	51	279	137	21	838	661
21-8-2022	51	279	137	21	838	664

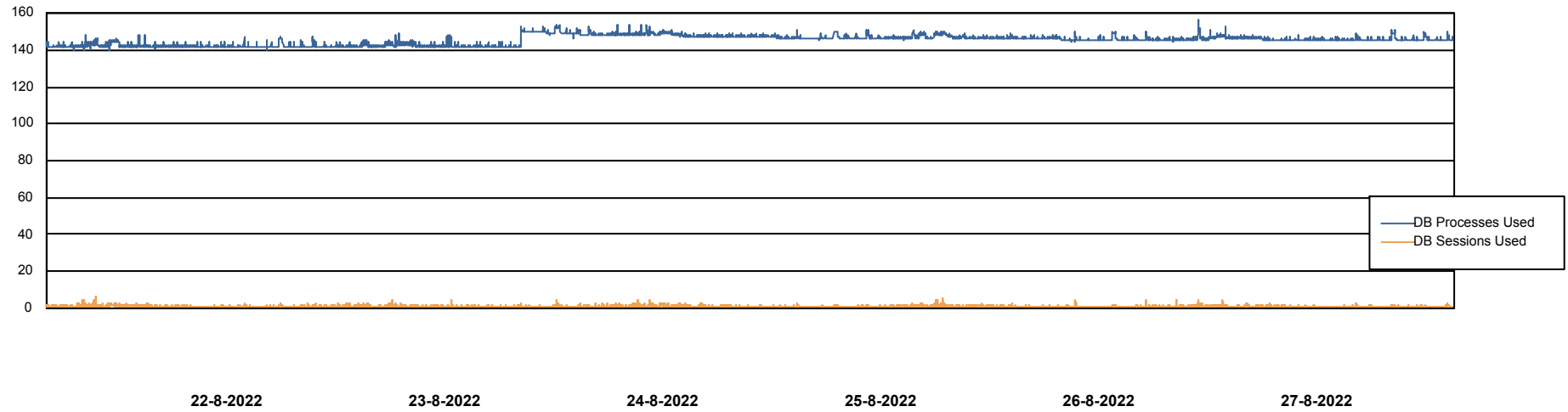
# Weekly SLA Customer Report

Customer PCO\_Production (Bronze)  
Database ID 44



Database Performance PCODB\_Production

DB Processes Max 350



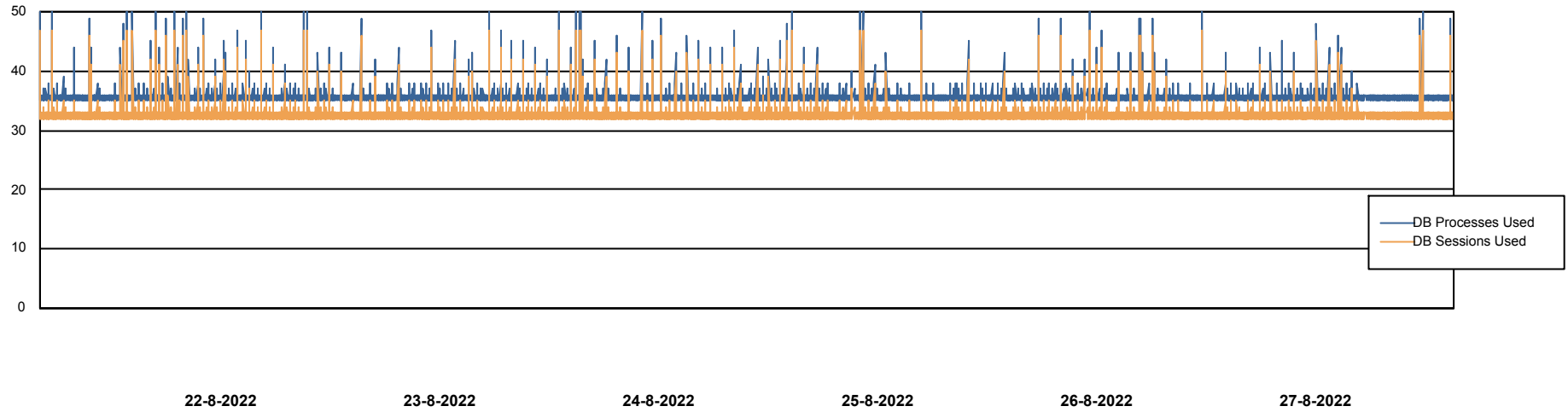
# Weekly SLA Customer Report

Customer PCO\_Production (Bronze)  
Database ID 44



Database Performance PCODB\_Standby

DB Processes Max 350



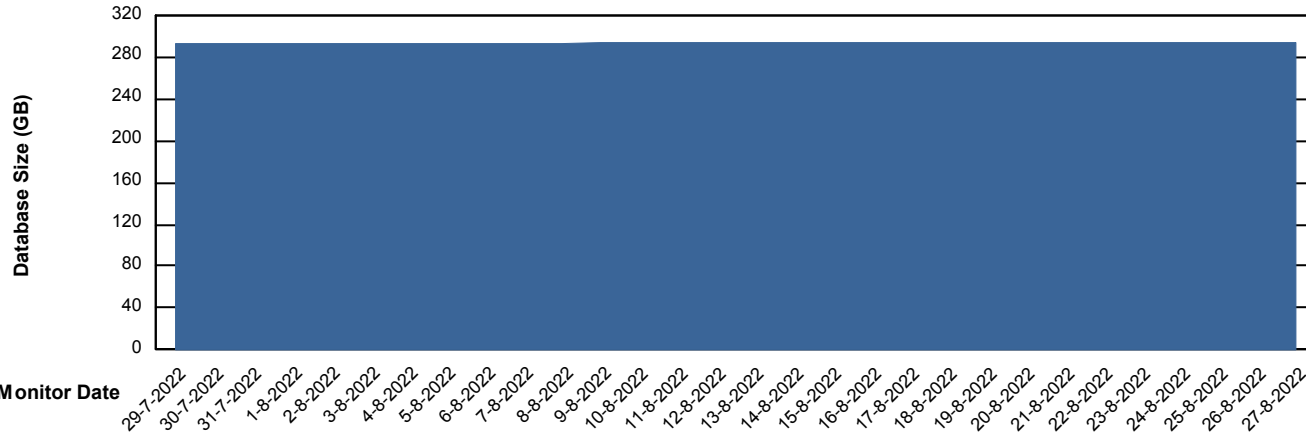
# Weekly SLA Customer Report

Customer PCO\_Production (Bronze)  
 Database ID 44



DATABASE SIZE PCODB\_Production

Database growth over last month



Database Tablespace PCODB\_Production

Date	Tablespace Name	Filesize (Gb)	Usedsize (Gb)	Percentage free
27-8-2022	ABSDATA	238	112	53
	INDX	329	179	45
26-8-2022	ABSDATA	238	112	53
	INDX	329	179	45
25-8-2022	ABSDATA	238	112	53
	INDX	329	179	45
24-8-2022	ABSDATA	238	112	53
	INDX	329	179	46
23-8-2022	ABSDATA	238	112	53
	INDX	329	179	46
22-8-2022	ABSDATA	238	112	53
	INDX	329	179	46
21-8-2022	ABSDATA	238	112	53
	INDX	329	179	46