

# Weekly SLA Customer Report

Customer PHS\_Production  
Database ID 47



## Harddisk Usage PHS\_PRD\_GCAB992b

	Free disk space on C: (%)	Total disk space on C: (Gb)	Used disk space on C: (Gb)	Free disk space on D: (%)	Total disk space on D: (Gb)	Used disk space on D: (Gb)	Free disk space on E: (%)	Total disk space on E: (Gb)	Used disk space on E: (Gb)
20-8-2022	37	99	62	21	600	471	64	200	71
19-8-2022	37	99	62	21	600	473	78	200	43
18-8-2022	37	99	62	21	600	472	76	200	47
17-8-2022	37	99	62	21	600	472	77	200	47
16-8-2022	38	99	62	29	600	426	77	200	46
15-8-2022	38	99	62	29	600	424	78	200	44
14-8-2022	38	99	62	29	600	425	80	200	41

## Harddisk Usage PHS\_PRD\_GCAB993b

	Free disk space on C: (%)	Total disk space on C: (Gb)	Used disk space on C: (Gb)	Free disk space on D: (%)	Total disk space on D: (Gb)	Used disk space on D: (Gb)	Free disk space on E: (%)	Total disk space on E: (Gb)	Used disk space on E: (Gb)
20-8-2022	46	99	53	34	550	360	79	100	21
19-8-2022	46	99	53	34	550	360	79	100	21
18-8-2022	46	99	54	34	550	360	75	100	25
17-8-2022	46	99	53	34	550	360	76	100	24
16-8-2022	46	99	53	34	550	360	76	100	24
15-8-2022	46	99	53	34	550	360	78	100	22
14-8-2022	46	99	53	34	550	360	81	100	19

# Weekly SLA Customer Report

Customer PHS\_Production  
 Database ID 47



Harddisk Usage PHS\_PRD\_GCAB994b

	Free disk space on C: (%)	Total disk space on C: (Gb)	Used disk space on C: (Gb)	Free disk space on D: (%)	Total disk space on D: (Gb)	Used disk space on D: (Gb)	Free disk space on E: (%)	Total disk space on E: (Gb)	Used disk space on E: (Gb)
20-8-2022	30	99	69	28	600	433	34	150	99
19-8-2022	32	99	68	20	600	482	34	150	99
18-8-2022	32	99	68	16	600	505	34	150	99
17-8-2022	32	99	68	15	600	507	0	0	0
16-8-2022	33	99	67	16	600	504	0	0	0
15-8-2022	34	99	65	16	600	501	0	0	0
14-8-2022	34	99	65	16	600	501	0	0	0

Harddisk Usage PHS\_PRD\_GCAB995b

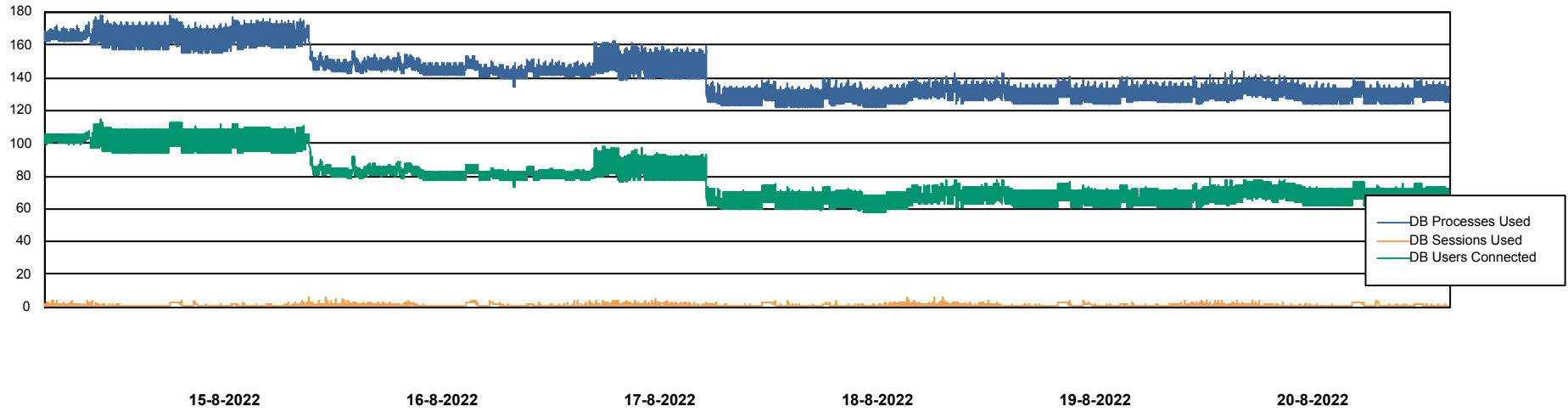
	Free disk space on C: (%)	Total disk space on C: (Gb)	Used disk space on C: (Gb)
20-8-2022	39	49	30
19-8-2022	39	49	30
18-8-2022	39	49	30
17-8-2022	39	49	30
16-8-2022	39	49	30
15-8-2022	39	49	30
14-8-2022	39	49	30

# Weekly SLA Customer Report

Customer PHS\_Production  
Database ID 47



## Database Performance PHSDB\_Production

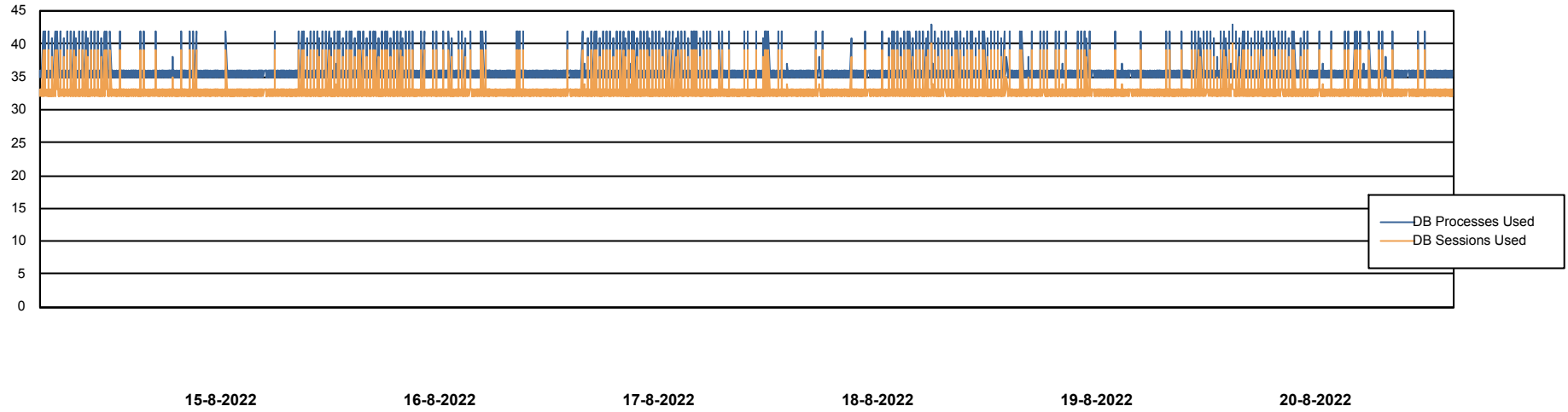


# Weekly SLA Customer Report

Customer PHS\_Production  
Database ID 47



Database Performance PHSDB\_Standby

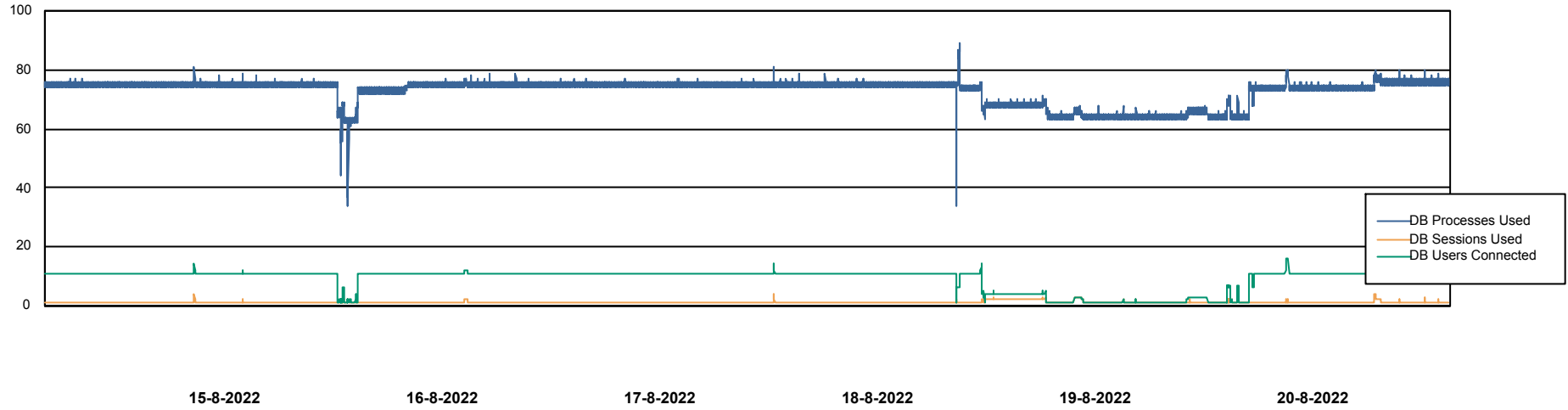


# Weekly SLA Customer Report

Customer PHS\_Production  
Database ID 47



## Database Performance PHSDB\_Test



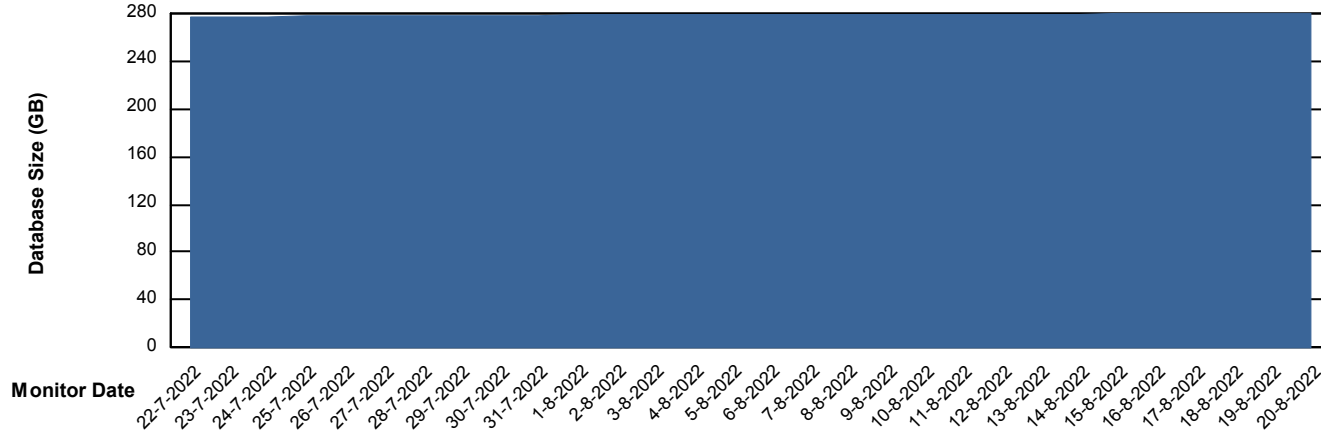
# Weekly SLA Customer Report

Customer PHS\_Production  
Database ID 47



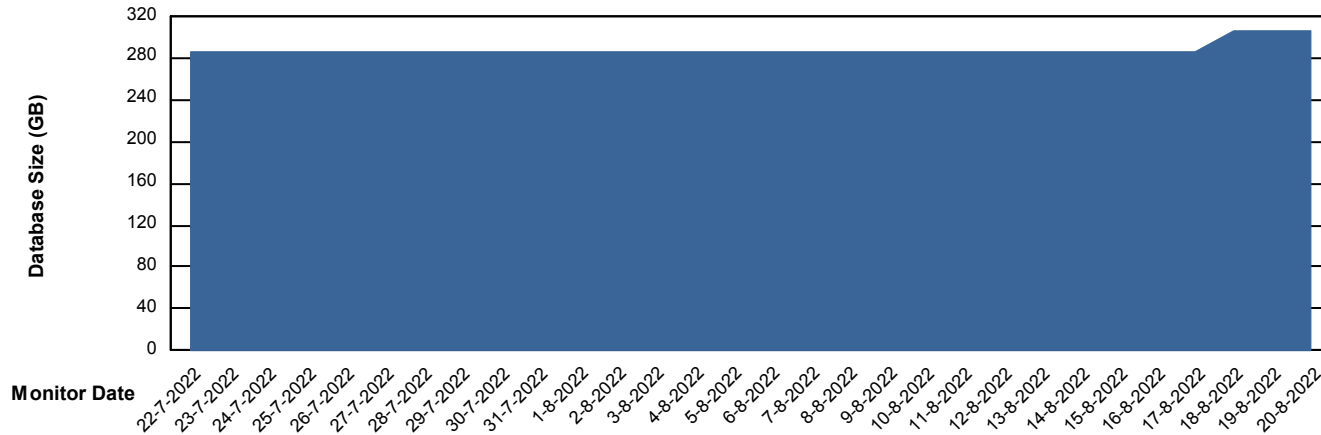
DATABASE SIZE PHSDB\_Production

### Database growth over last month



DATABASE SIZE PHSDB\_Test

### Database growth over last month



# Weekly SLA Customer Report

Customer PHS\_Production  
Database ID 47



## Database Tablespace PHSDB\_Production

Date	Tablespace Name	Filesize (Gb)	Usedsize (Gb)	Percentage free
20-8-2022	ABSDATA	132	110	17
	INDX	203	163	20
19-8-2022	ABSDATA	132	110	17
	INDX	203	163	20
18-8-2022	ABSDATA	132	110	17
	INDX	203	163	20
17-8-2022	ABSDATA	132	110	17
	INDX	203	163	20
16-8-2022	ABSDATA	132	110	17
	INDX	203	163	20
15-8-2022	ABSDATA	132	110	17
	INDX	203	162	20
14-8-2022	ABSDATA	132	109	17
	INDX	203	162	20

# Weekly SLA Customer Report

Customer PHS\_Production  
Database ID 47



Database Tablespace		PHSDB_Test		
Date	Tablespace Name	Filesize (Gb)	Usedsize (Gb)	Percentage free
20-8-2022	ABSDATA	144	110	24
	INDX	192	146	24
19-8-2022	ABSDATA	249	110	56
	INDX	192	146	24
18-8-2022	ABSDATA	249	110	56
	INDX	160	146	9
17-8-2022	ABSDATA	249	102	59
	INDX	160	134	16
16-8-2022	ABSDATA	249	102	59
	INDX	160	134	16
15-8-2022	ABSDATA	249	102	59
	INDX	160	134	16
14-8-2022	ABSDATA	249	102	59
	INDX	160	134	16

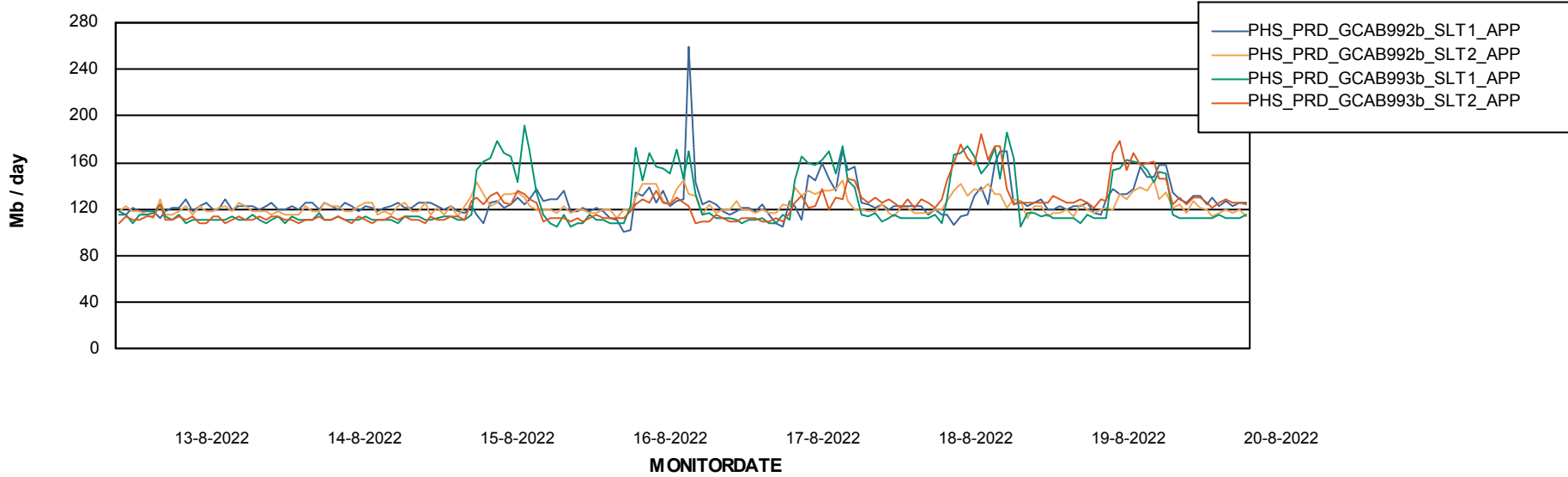
# Weekly SLA Customer Report

Customer PHS\_Production  
Database ID 47

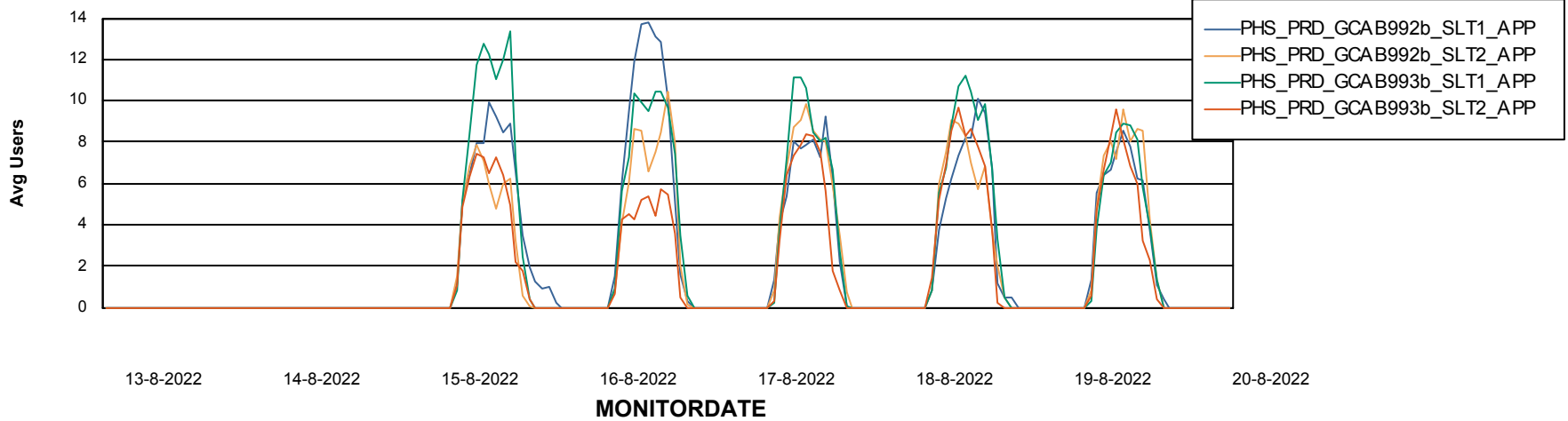


## ABSSolute Application Server Services

### Avg memory used per ABS Server Service



### Avg users per day per ABS server



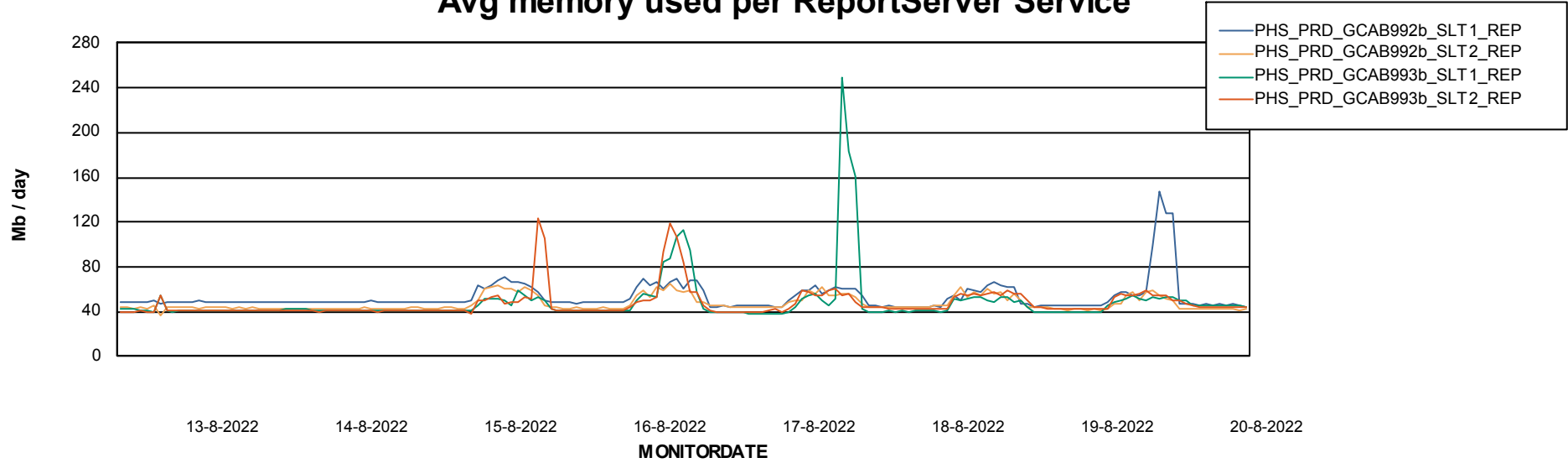
# Weekly SLA Customer Report

Customer PHS\_Production  
Database ID 47



## ABSSolute Application ReportServer Services

### Avg memory used per ReportServer Service



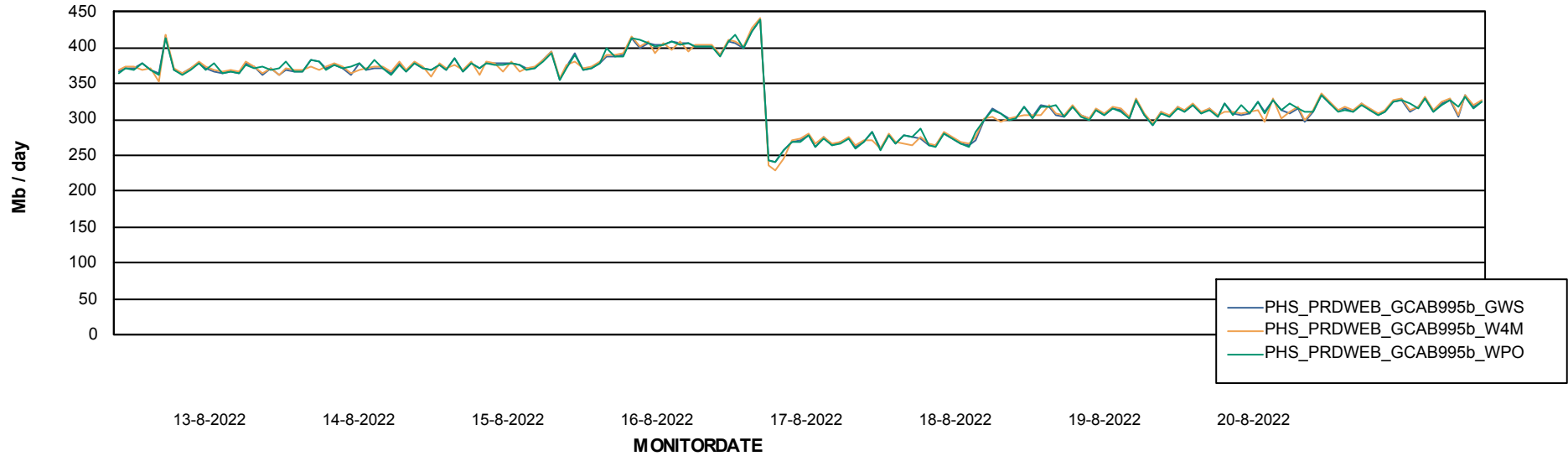
# Weekly SLA Customer Report

Customer PHS\_Production  
Database ID 47



## ABSSolute Web Component Services

### Avg memory used per ABS Web component



# Weekly SLA Customer Report

Customer PHS\_Production  
Database ID 47



## Disaster per ABS component

