

# Weekly SLA Customer Report

Customer SNG\_Production  
Database ID 70



## Harddisk Usage SNG\_PRD\_ORACLE1

	Free disk space on / (%)	Total disk space on / (Gb)	Used disk space on / (Gb)	Used disk space on /boot (Gb)	Free disk space on /home (%)	Total disk space on /home (Gb)	Used disk space on /home (Gb)	Free disk space on /u01 (%)	Total disk space on /u01 (Gb)	Used disk space on /u01 (Gb)
13-8-2022	41	550	325	0	100	561	0	87	150	19
12-8-2022	41	550	325	0	100	561	0	87	150	19
11-8-2022	41	550	325	0	100	561	0	87	150	19
10-8-2022	41	550	325	0	100	561	0	87	150	19
9-8-2022	41	550	325	0	100	561	0	87	150	19
8-8-2022	41	550	325	0	100	561	0	88	150	19
7-8-2022	41	550	325	0	100	561	0	88	150	19

## Harddisk Usage SNG\_PRD\_SVR1\_ABSAPP1

	Free disk space on C: (%)	Total disk space on C: (Gb)	Used disk space on C: (Gb)	Free disk space on D: (%)	Total disk space on D: (Gb)	Used disk space on D: (Gb)	Free disk space on Z: (%)	Total disk space on Z: (Gb)	Used disk space on Z: (Gb)
13-8-2022	24	40	30	60	80	32	0	5	5
12-8-2022	25	40	30	60	80	32	0	5	5
11-8-2022	25	40	30	60	80	32	0	5	5
10-8-2022	25	40	30	60	80	32	0	5	5
9-8-2022	26	40	29	61	80	31	0	5	5
8-8-2022	26	40	29	62	80	31	0	5	5
7-8-2022	26	40	29	62	80	31	0	5	5

# Weekly SLA Customer Report

Customer SNG\_Production  
Database ID 70



## Harddisk Usage SNG\_PRD\_SVR1\_ABSWEB1

	Free disk space on C: (%)	Total disk space on C: (Gb)	Used disk space on C: (Gb)	Free disk space on D: (%)	Total disk space on D: (Gb)	Used disk space on D: (Gb)
13-8-2022	31	40	28	0	5	5
12-8-2022	31	40	27	0	5	5
11-8-2022	31	40	27	0	5	5
10-8-2022	34	40	26	0	5	5
9-8-2022	34	40	26	0	5	5
8-8-2022	32	40	27	0	5	5
7-8-2022	29	40	28	0	5	5

## Harddisk Usage SNG\_PRD\_SVR1\_ABSWEB2

	Free disk space on C: (%)	Total disk space on C: (Gb)	Used disk space on C: (Gb)	Free disk space on D: (%)	Total disk space on D: (Gb)	Used disk space on D: (Gb)
13-8-2022	36	40	25	0	5	5
12-8-2022	36	40	25	0	5	5
11-8-2022	37	40	25	0	5	5
10-8-2022	38	40	25	0	5	5
9-8-2022	39	40	24	0	5	5
8-8-2022	38	40	24	0	5	5
7-8-2022	38	40	25	0	5	5

# Weekly SLA Customer Report

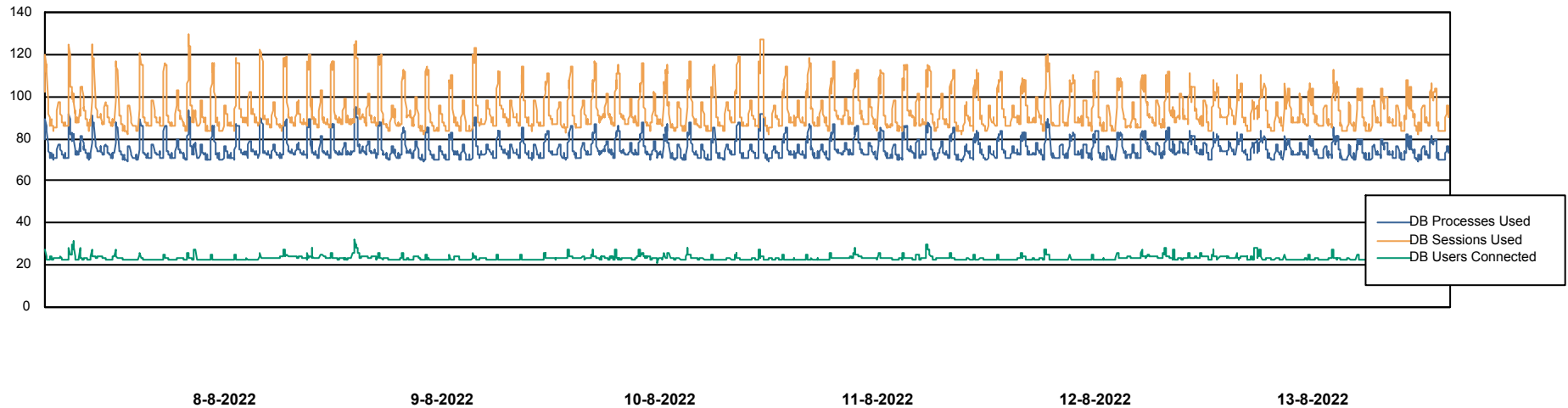
Customer SNG\_Production  
 Database ID 70



Harddisk Usage SNG\_PRD\_SVR2\_ABSAPP2

	Free disk space on C: (%)	Total disk space on C: (Gb)	Used disk space on C: (Gb)	Free disk space on D: (%)	Total disk space on D: (Gb)	Used disk space on D: (Gb)	Free disk space on Z: (%)	Total disk space on Z: (Gb)	Used disk space on Z: (Gb)
13-8-2022	32	40	27	92	80	6	0	5	5
12-8-2022	32	40	27	92	80	6	0	5	5
11-8-2022	32	40	27	92	80	6	0	5	5
10-8-2022	33	40	27	92	80	6	0	5	5
9-8-2022	33	40	26	92	80	6	0	5	5
8-8-2022	33	40	26	92	80	6	0	5	5
7-8-2022	33	40	26	92	80	6	0	5	5

Database Performance SNG\_PRD\_ORACLE1



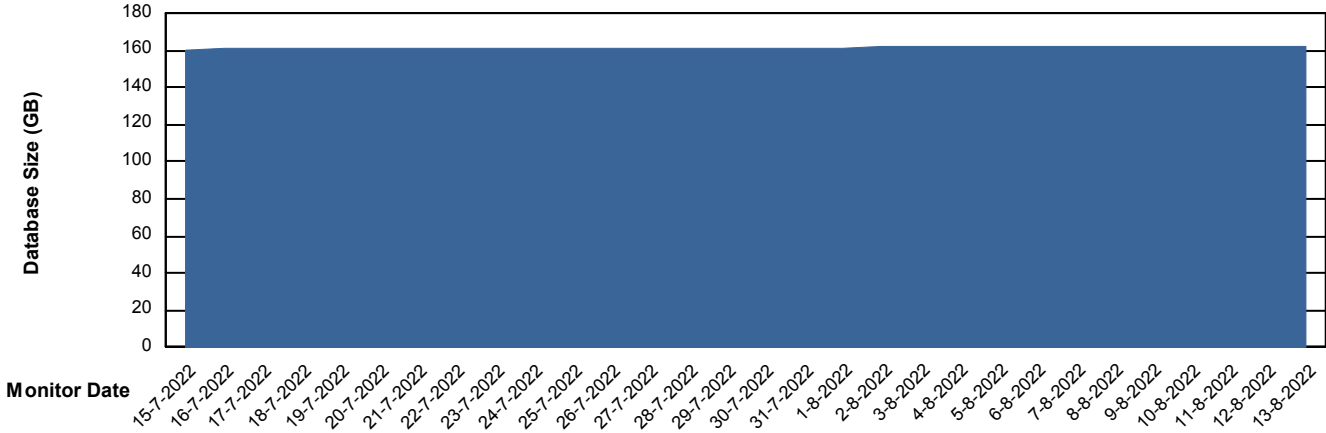
# Weekly SLA Customer Report

Customer SNG\_Production  
 Database ID 70



DATABASE SIZE SNG\_PRD\_ORACLE1

## Database growth over last month



Database Tablespace SNG\_PRD\_ORACLE1

Date	Tablespace Name	Filesize (Gb)	Usedsize (Gb)	Percentage free
13-8-2022	ABSDATA	48	35	27
	INDX	115	93	19
12-8-2022	ABSDATA	48	35	27
	INDX	115	93	19
11-8-2022	ABSDATA	48	35	27
	INDX	115	93	19
10-8-2022	ABSDATA	48	35	27
	INDX	115	93	19
9-8-2022	ABSDATA	48	35	27
	INDX	115	93	19
8-8-2022	ABSDATA	48	35	27
	INDX	115	93	20
7-8-2022	ABSDATA	48	35	27
	INDX	115	92	20

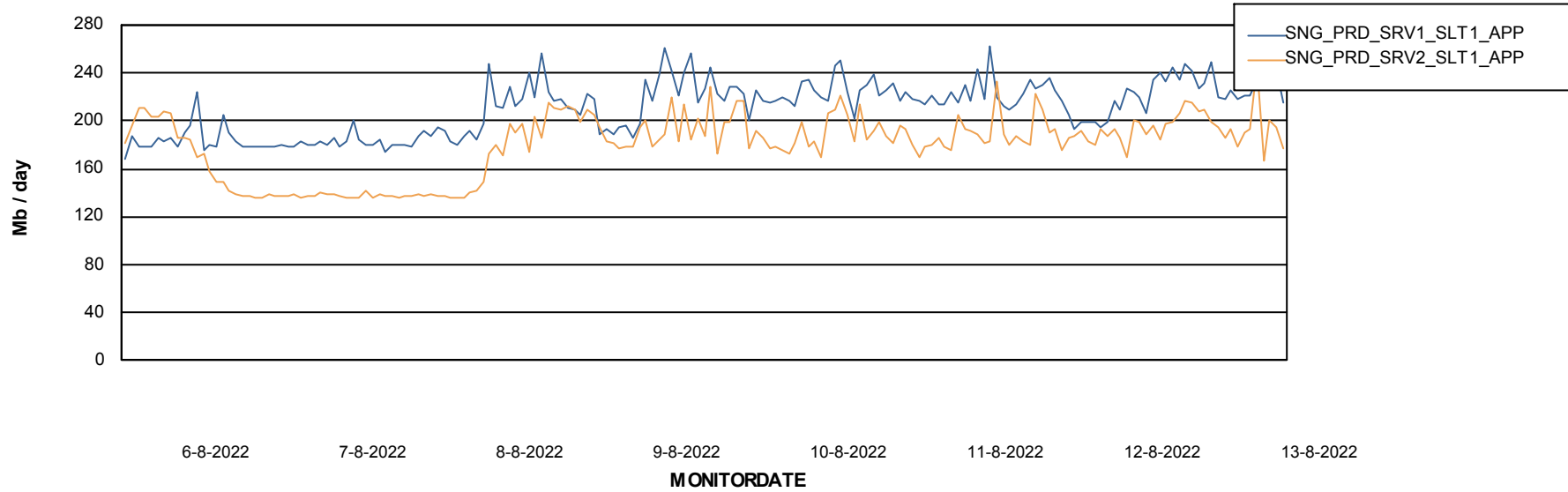
# Weekly SLA Customer Report

Customer SNG\_Production  
Database ID 70

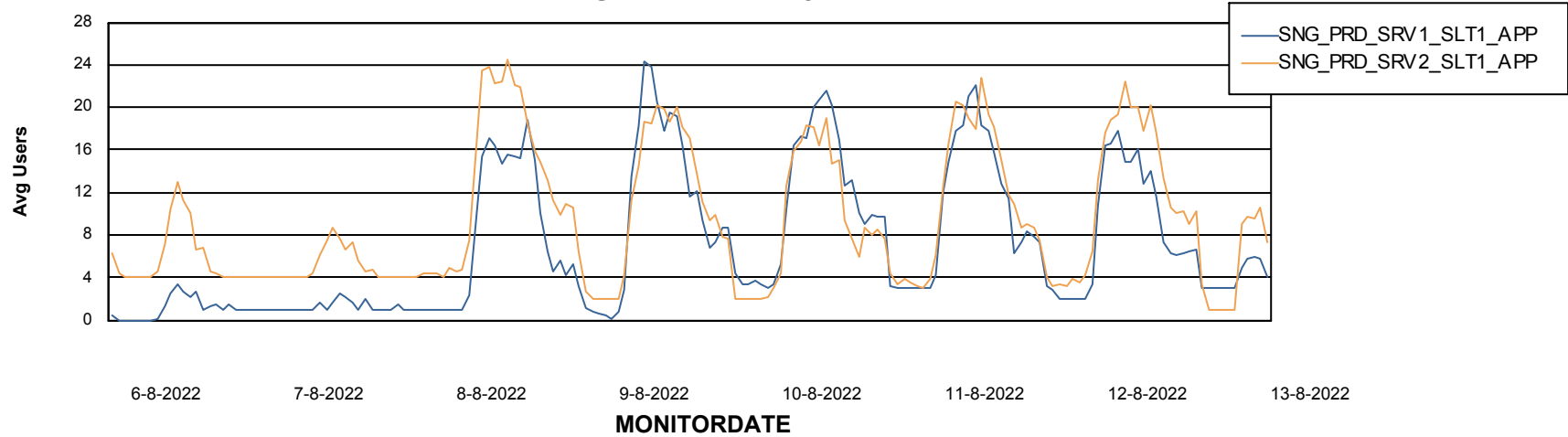


## ABSSolute Application Server Services

### Avg memory used per ABS Server Service



### Avg users per day per ABS server



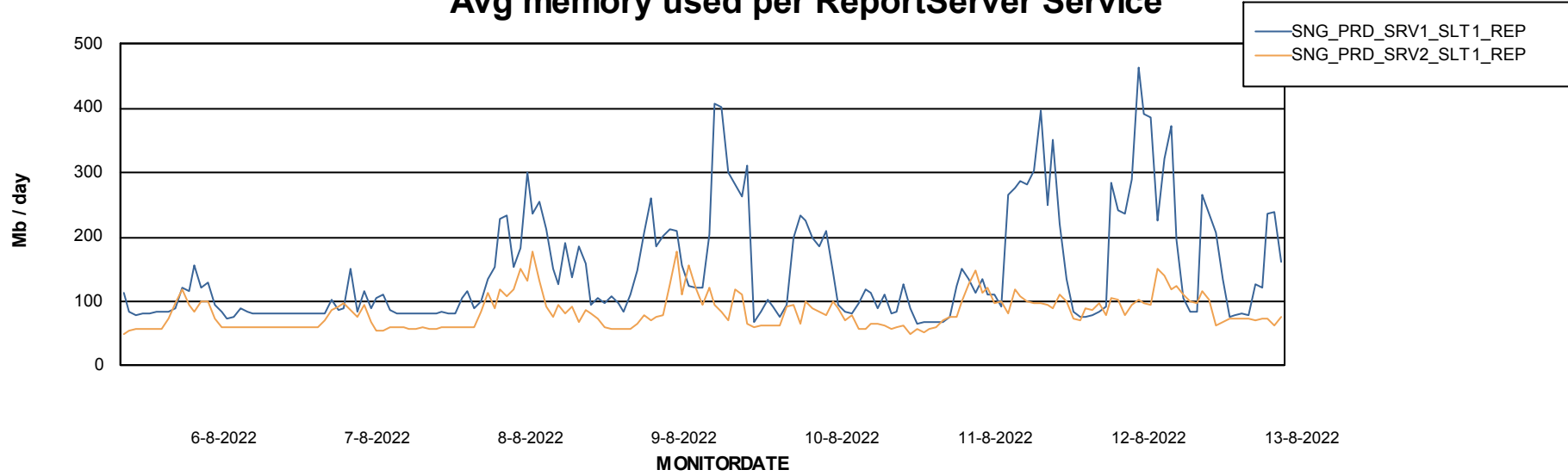
# Weekly SLA Customer Report

Customer SNG\_Production  
Database ID 70



## ABSSolute Application ReportServer Services

### Avg memory used per ReportServer Service



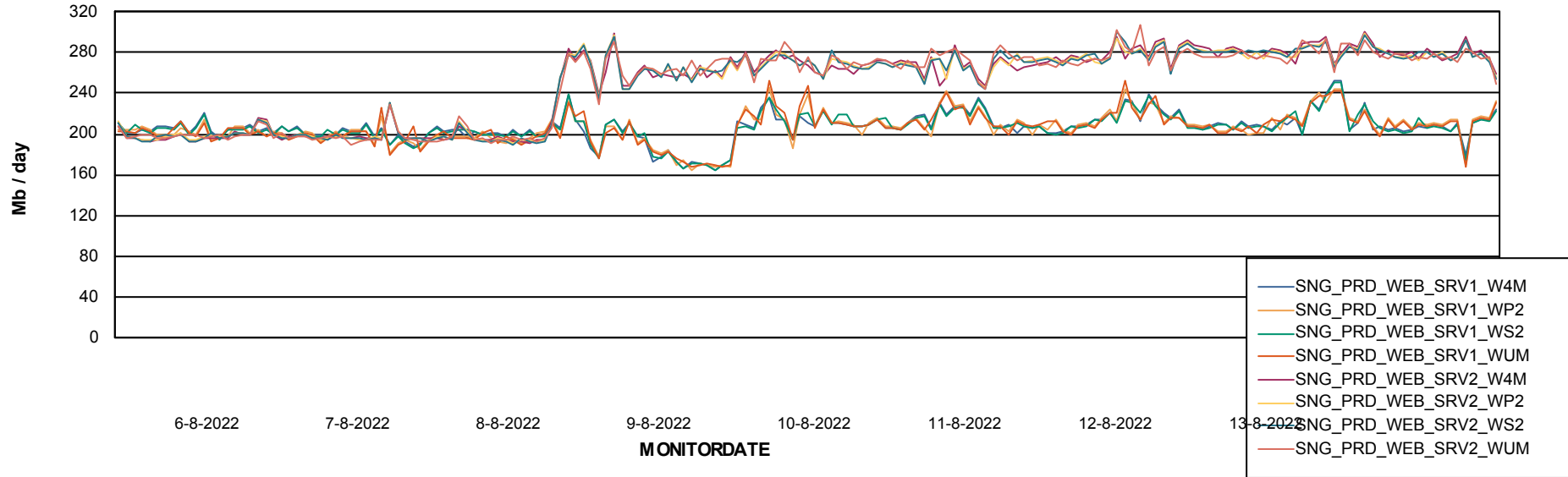
# Weekly SLA Customer Report

Customer SNG\_Production  
Database ID 70



## ABSolute Web Component Services

### Avg memory used per ABS Web component



# Weekly SLA Customer Report

Customer SNG\_Production  
Database ID 70



## Disaster per ABS component

