

Weekly SLA Customer Report

Customer PCO_Production (Bronze)
Database ID 44



Harddisk Usage PCO_PRD_ORACLE1

	Free disk space on C: (%)	Total disk space on C: (Gb)	Used disk space on C: (Gb)	Free disk space on D: (%)	Total disk space on D: (Gb)	Used disk space on D: (Gb)
13-8-2022	25	447	335	41	1,676	991
12-8-2022	25	447	336	41	1,676	982
11-8-2022	25	447	336	41	1,676	982
10-8-2022	25	447	336	41	1,676	982
9-8-2022	25	447	335	41	1,676	982
8-8-2022	25	447	334	41	1,676	982
7-8-2022	25	447	334	41	1,676	982

Harddisk Usage PCO_PRD_ORACLE2

	Free disk space on C: (%)	Total disk space on C: (Gb)	Used disk space on C: (Gb)	Free disk space on D: (%)	Total disk space on D: (Gb)	Used disk space on D: (Gb)
13-8-2022	51	279	137	21	838	661
12-8-2022	51	279	137	21	838	661
11-8-2022	51	279	138	21	838	662
10-8-2022	51	279	138	21	838	661
9-8-2022	51	279	137	21	838	661
8-8-2022	51	279	137	21	838	661
7-8-2022	51	279	137	21	838	661

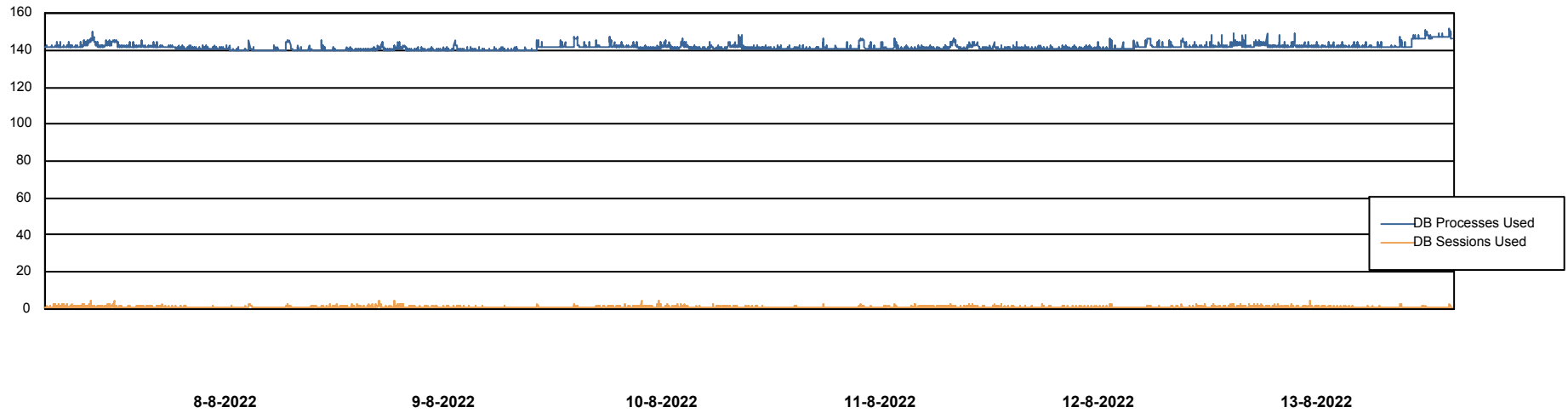
Weekly SLA Customer Report

Customer PCO_Production (Bronze)
Database ID 44



Database Performance PCODB_Production

DB Processes Max 350



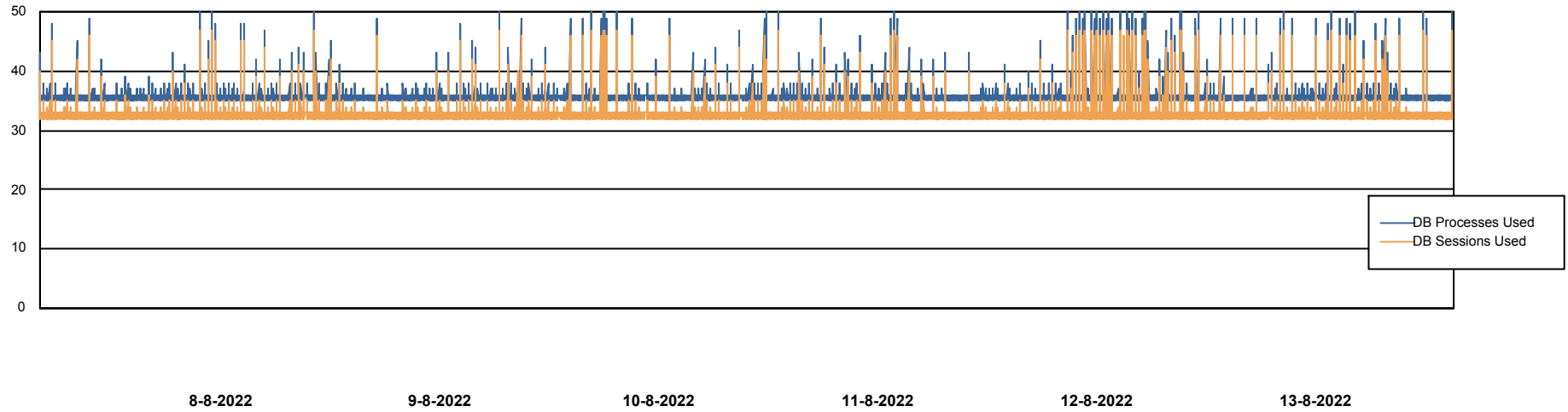
Weekly SLA Customer Report

Customer PCO_Production (Bronze)
Database ID 44



Database Performance PCODB_Standby

DB Processes Max 350



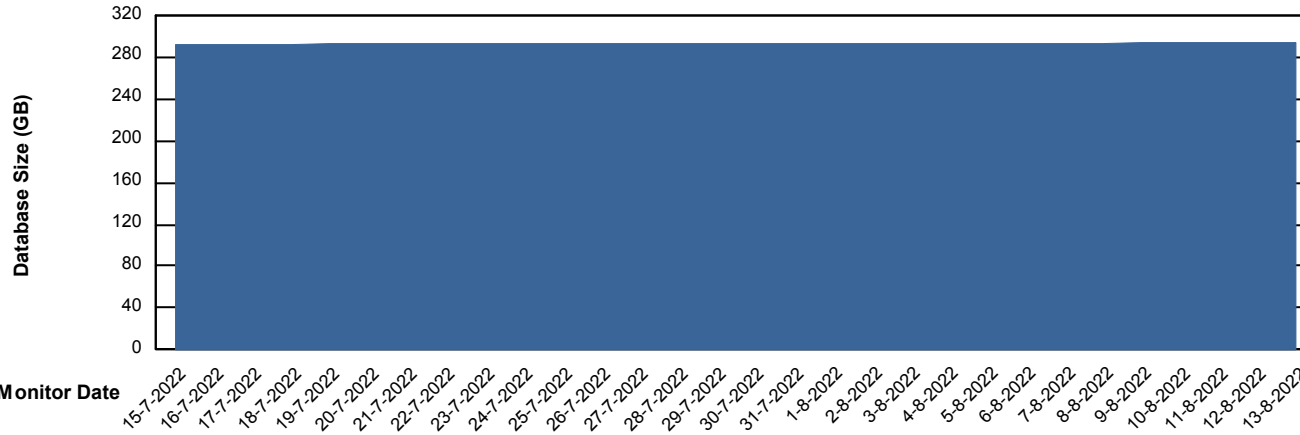
Weekly SLA Customer Report

Customer PCO_Production (Bronze)
 Database ID 44



DATABASE SIZE PCODB_Production

Database growth over last month



Database Tablespace PCODB_Production

Date	Tablespace Name	Filesize (Gb)	Usedsize (Gb)	Percentage free
13-8-2022	ABSDATA	238	112	53
	INDX	329	179	46
12-8-2022	ABSDATA	238	112	53
	INDX	329	179	46
11-8-2022	ABSDATA	238	112	53
	INDX	329	179	46
10-8-2022	ABSDATA	238	112	53
	INDX	329	179	46
9-8-2022	ABSDATA	238	112	53
	INDX	329	179	46
8-8-2022	ABSDATA	238	112	53
	INDX	329	179	46
7-8-2022	ABSDATA	238	112	53
	INDX	329	179	46