

Weekly SLA Customer Report

Customer SPO_Production Silver
Database ID 57



Harddisk Usage SPO_PRD_ABS_APP1

	Free disk space on c: (%)	Total disk space on c: (Gb)	Free disk space on d: (%)	Total disk space on d: (Gb)
6-8-2022	23	80	52	100
5-8-2022	23	80	52	100
4-8-2022	23	80	52	100
3-8-2022	23	80	52	100
2-8-2022	23	80	52	100
1-8-2022	23	80	52	100
31-7-2022	23	80	52	100

Harddisk Usage SPO_PRD_ABS_APP2

	Free disk space on c: (%)	Total disk space on c: (Gb)	Free disk space on d: (%)	Total disk space on d: (Gb)
6-8-2022	34	80	94	100
5-8-2022	34	80	94	100
4-8-2022	34	80	94	100
3-8-2022	34	80	94	100
2-8-2022	34	80	94	100
1-8-2022	34	80	94	100
31-7-2022	34	80	94	100

Weekly SLA Customer Report

Customer SPO_Production Silver
Database ID 57



Harddisk Usage SPO_PRD_ABS_WEB1

	Free disk space on c: (%)	Total disk space on c: (Gb)	Free disk space on d: (%)	Total disk space on d: (Gb)
6-8-2022	59	80	98	100
5-8-2022	59	80	98	100
4-8-2022	59	80	98	100
3-8-2022	59	80	98	100
2-8-2022	59	80	98	100
1-8-2022	59	80	98	100
31-7-2022	59	80	98	100

Harddisk Usage SPO_PRD_ABS_WEB2

	Free disk space on c: (%)	Total disk space on c: (Gb)	Free disk space on d: (%)	Total disk space on d: (Gb)
6-8-2022	57	80	95	100
5-8-2022	57	80	95	100
4-8-2022	57	80	95	100
3-8-2022	57	80	95	100
2-8-2022	57	80	95	100
1-8-2022	57	80	95	100
31-7-2022	57	80	95	100

Weekly SLA Customer Report

Customer SPO_Production Silver
Database ID 57



Harddisk Usage SPO_PRD_ORACLE1

	Free disk space on c: (%)	Total disk space on c: (Gb)	Free disk space on d: (%)	Total disk space on d: (Gb)	Free disk space on e: (%)	Total disk space on e: (Gb)	Free disk space on f: (%)	Total disk space on f: (Gb)
6-8-2022	36	100	27	250	50	200	71	75
5-8-2022	36	100	27	250	50	200	66	75
4-8-2022	36	100	27	250	51	200	66	75
3-8-2022	39	100	27	250	51	200	66	75
2-8-2022	42	100	27	250	51	200	66	75
1-8-2022	42	100	27	250	52	200	66	75
31-7-2022	42	100	27	250	51	200	66	75

Harddisk Usage SPO_PRD_ORACLE2

	Free disk space on c: (%)	Total disk space on c: (Gb)	Free disk space on d: (%)	Total disk space on d: (Gb)	Free disk space on e: (%)	Total disk space on e: (Gb)	Free disk space on f: (%)	Total disk space on f: (Gb)
6-8-2022	68	100	30	250	50	200	36	80
5-8-2022	68	100	30	250	50	200	36	80
4-8-2022	68	100	30	250	51	200	36	80
3-8-2022	68	100	30	250	51	200	36	80
2-8-2022	68	100	30	250	52	200	36	80
1-8-2022	68	100	30	250	52	200	36	80
31-7-2022	68	100	30	250	51	200	36	80

Weekly SLA Customer Report

Customer SPO_Production Silver
Database ID 57



Harddisk Usage SPO_PRD_ORACLE_BI1

	Free disk space on c: (%)	Total disk space on c: (Gb)	Free disk space on d: (%)	Total disk space on d: (Gb)	Free disk space on e: (%)	Total disk space on e: (Gb)	Free disk space on f: (%)	Total disk space on f: (Gb)
6-8-2022	21	80	23	200	100	100	100	50
5-8-2022	21	80	23	200	100	100	100	50
4-8-2022	21	80	23	200	100	100	100	50
3-8-2022	21	80	22	200	100	100	100	50
2-8-2022	21	80	23	200	100	100	100	50
1-8-2022	21	80	23	200	100	100	100	50
31-7-2022	21	80	23	200	100	100	100	50

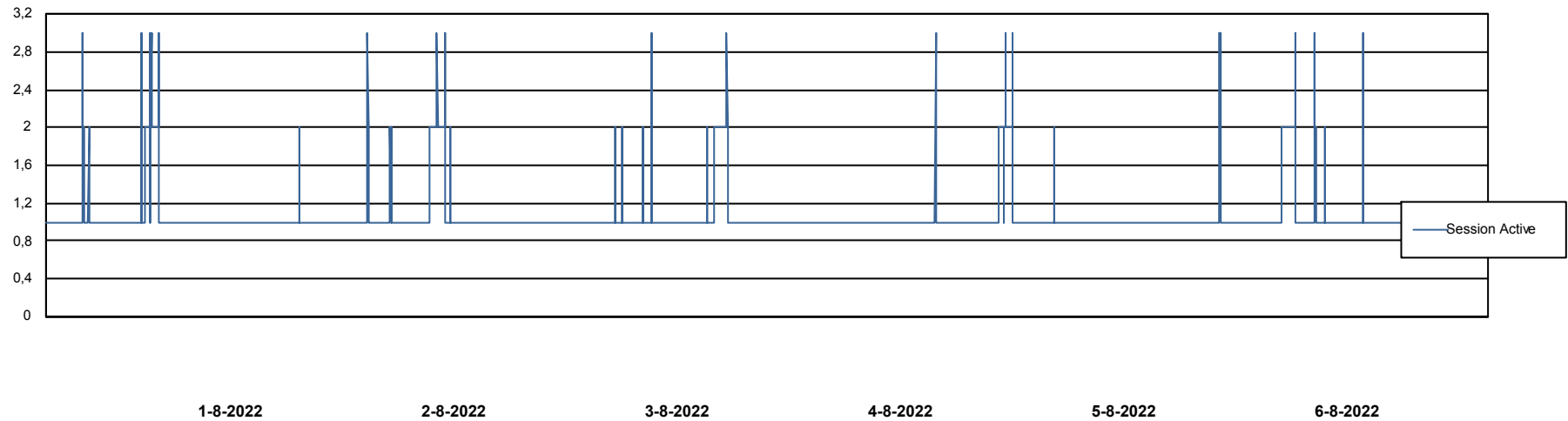
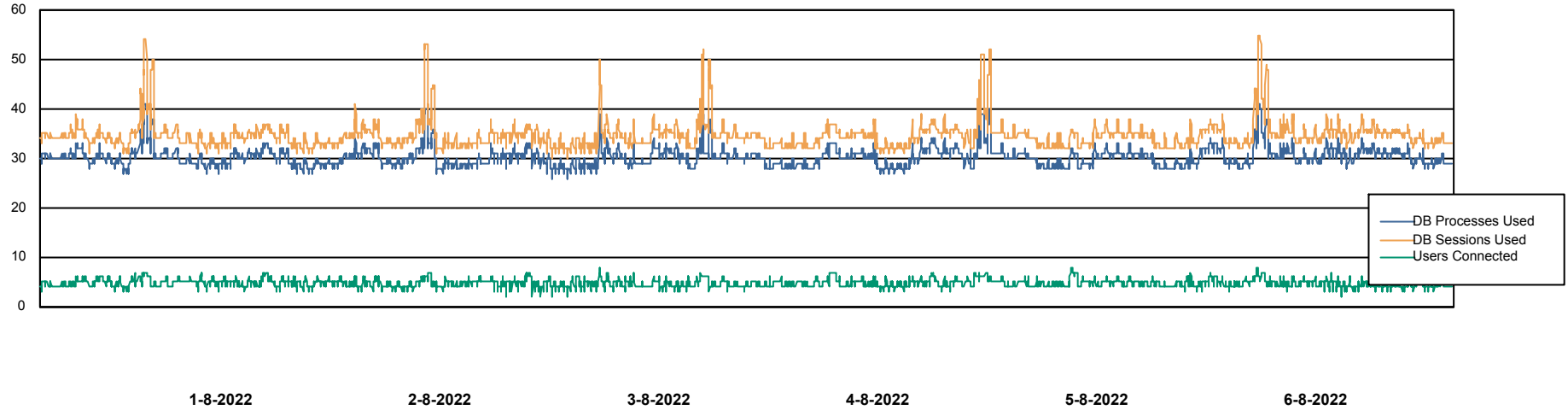
Weekly SLA Customer Report

Customer SPO_Production Silver
Database ID 57



Database Performance SPODB_BI

DB Processes Max 500
DB Sessions Max 772



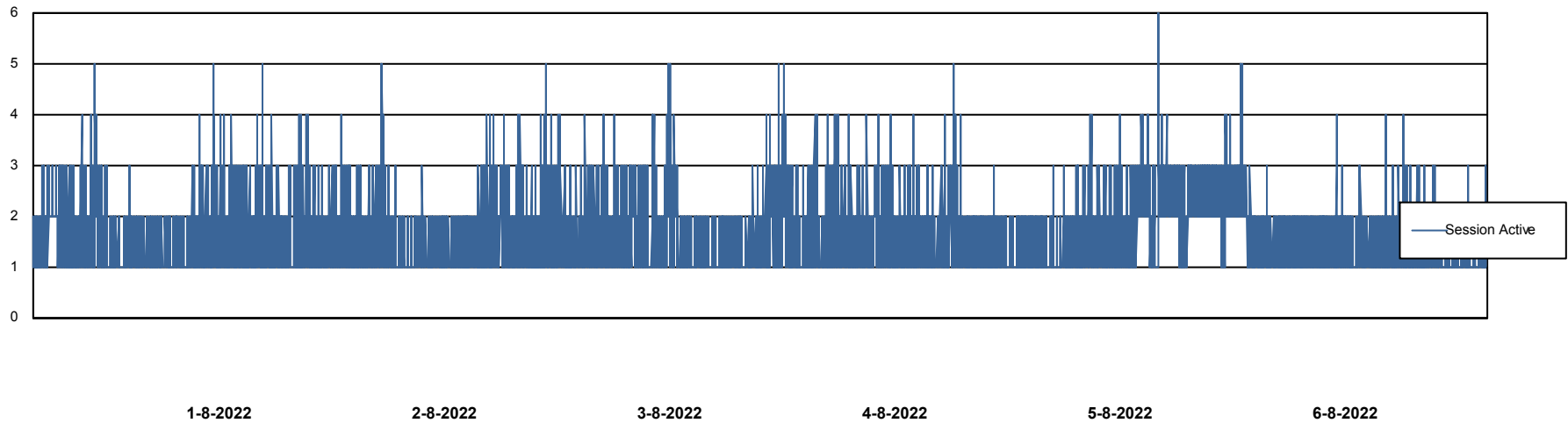
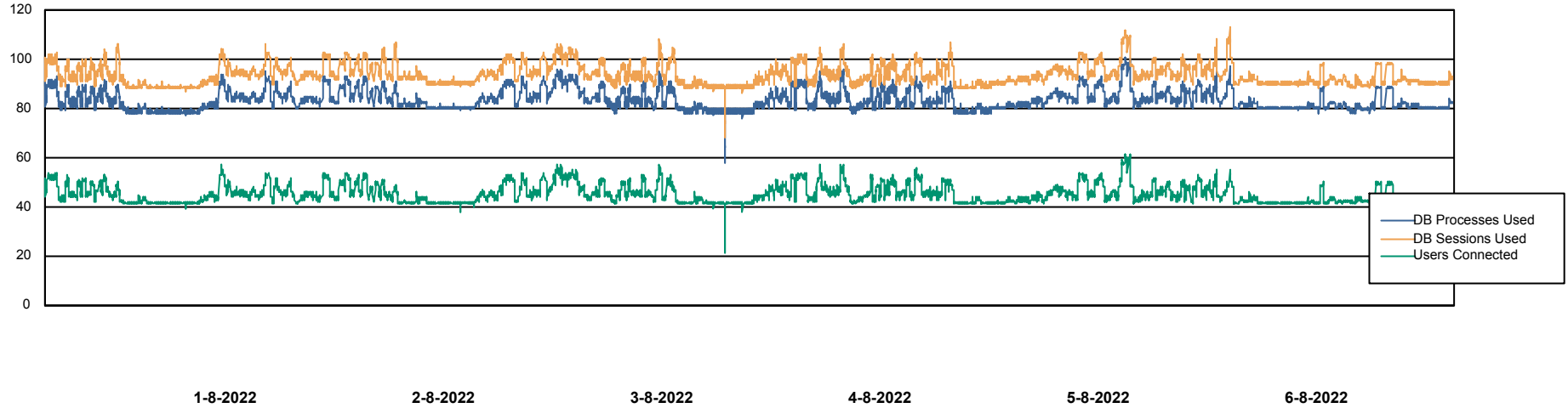
Weekly SLA Customer Report

Customer SPO_Production Silver
Database ID 57



Database Performance SPODB_Production

DB Processes Max 300
DB Sessions Max 472



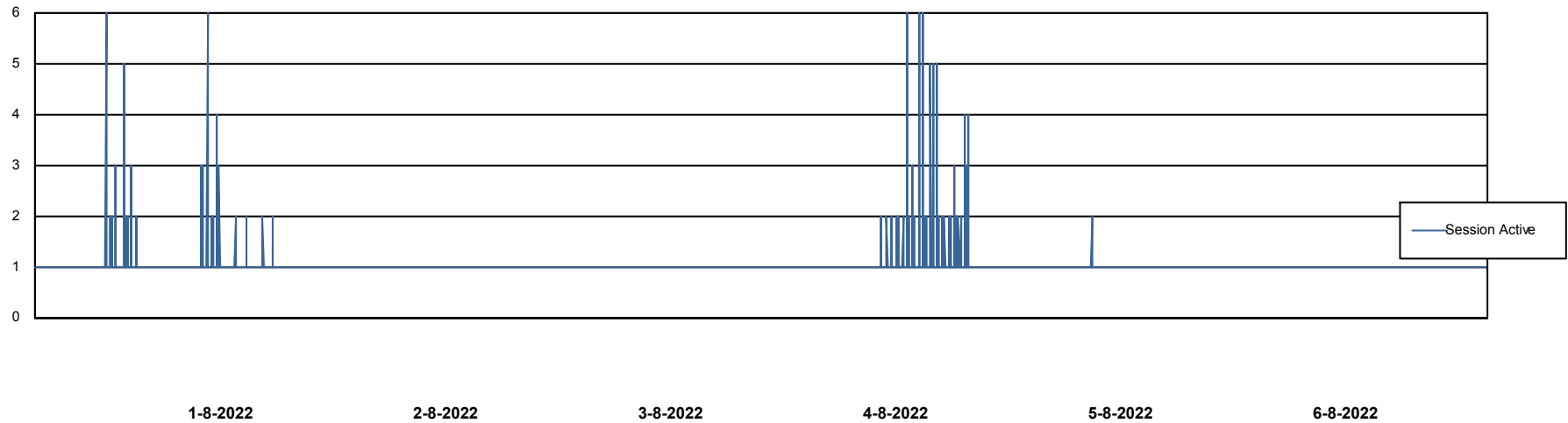
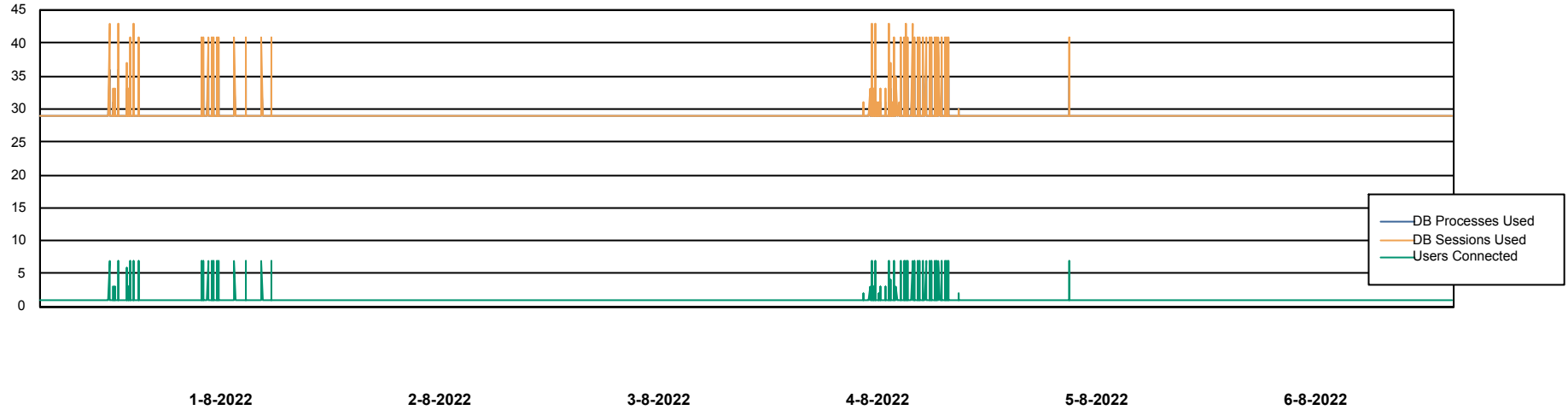
Weekly SLA Customer Report

Customer SPO_Production Silver
Database ID 57



Database Performance SPODB_Standby

DB Processes Max 300
DB Sessions Max 472



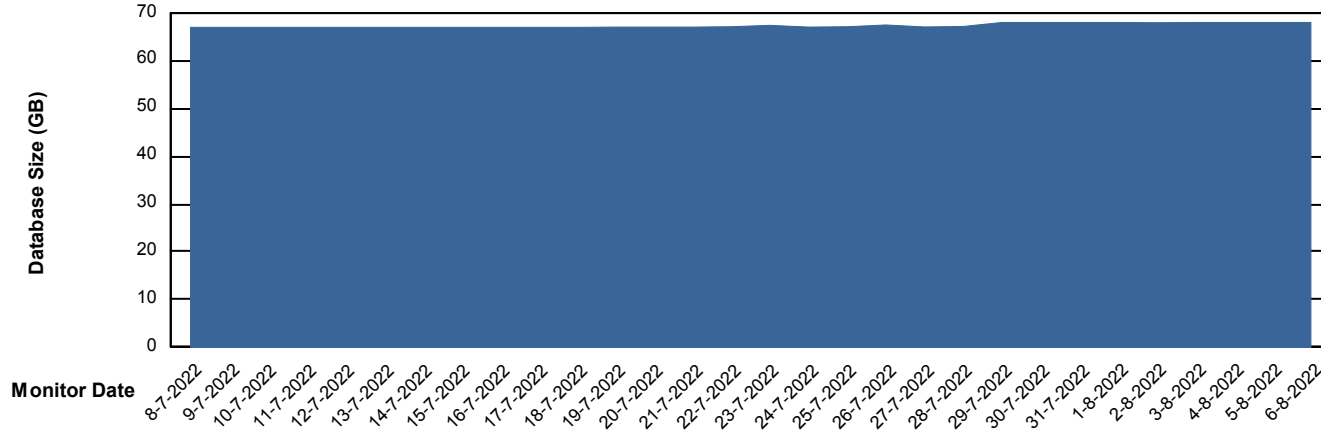
Weekly SLA Customer Report

Customer SPO_Production Silver
Database ID 57



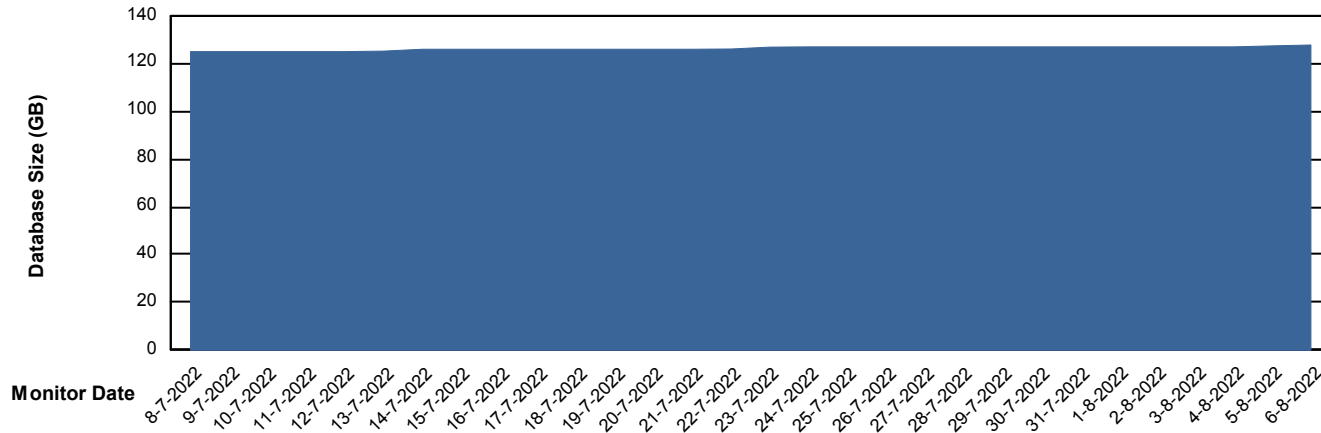
DATABASE SIZE SPODB_BI

Database growth over last month



DATABASE SIZE SPODB_Production

Database growth over last month



Weekly SLA Customer Report

Customer SPO_Production Silver
Database ID 57



Database Tablespace SPODB_BI

Date	Tablespace Name	Filesize (Gb)	Usedsize (Gb)	Percentage free
6-8-2022	ABSDATA	34	28	18
	INDX	80	37	54
5-8-2022	ABSDATA	34	28	18
	INDX	80	37	54
4-8-2022	ABSDATA	34	28	18
	INDX	80	37	54
3-8-2022	ABSDATA	34	28	18
	INDX	80	37	54
2-8-2022	ABSDATA	34	28	18
	INDX	80	37	54
1-8-2022	ABSDATA	34	28	18
	INDX	80	37	54
31-7-2022	ABSDATA	34	28	18
	INDX	80	37	54

Weekly SLA Customer Report

Customer SPO_Production Silver
 Database ID 57




Database Tablespace SPODB_Production

Date	Tablespace Name	Filesize (Gb)	Usedsize (Gb)	Percentage free
6-8-2022	ABSDATA	58	47	19
	INDX	100	79	21
5-8-2022	ABSDATA	58	47	19
	INDX	100	79	21
4-8-2022	ABSDATA	58	47	19
	INDX	100	79	21
3-8-2022	ABSDATA	58	47	19
	INDX	100	79	21
2-8-2022	ABSDATA	58	47	19
	INDX	100	79	21
1-8-2022	ABSDATA	58	47	19
	INDX	100	79	21
31-7-2022	ABSDATA	58	47	19
	INDX	100	78	22

Standby Database Health SPO_Production Silver

Recovery lag for last 7 days



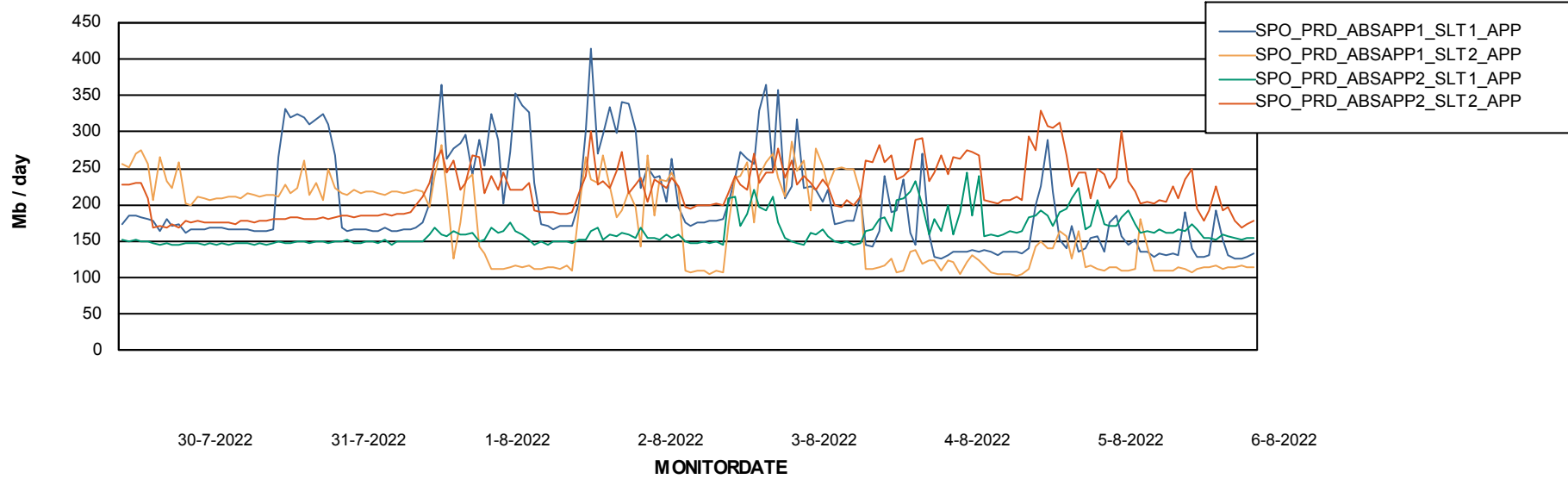
Weekly SLA Customer Report

Customer SPO_Production Silver
Database ID 57

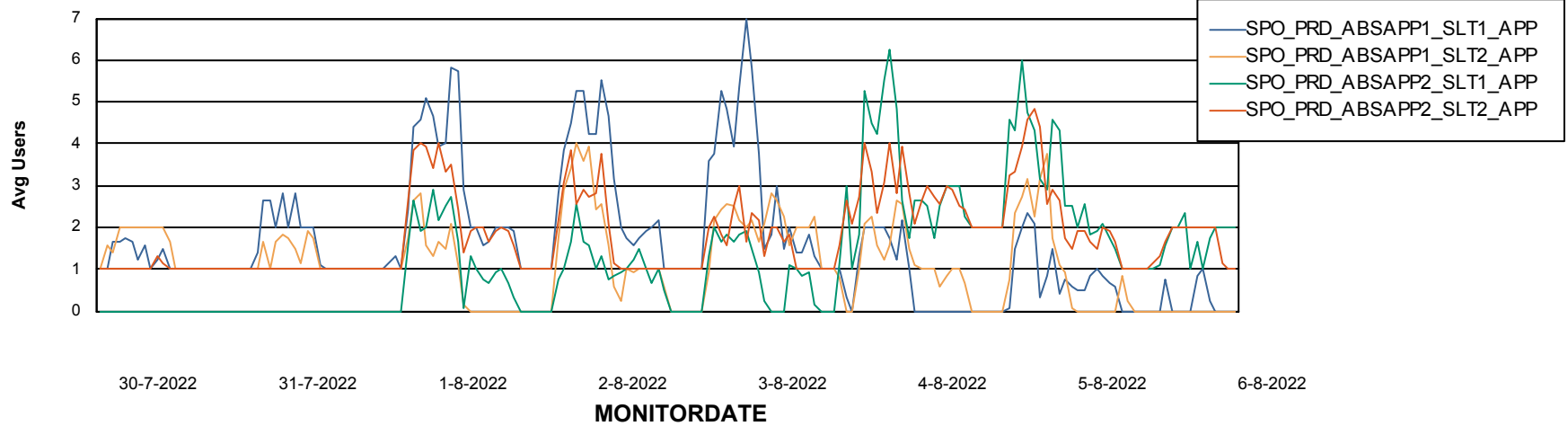


ABSSolute Application Server Services

Avg memory used per ABS Server Service



Avg users per day per ABS server



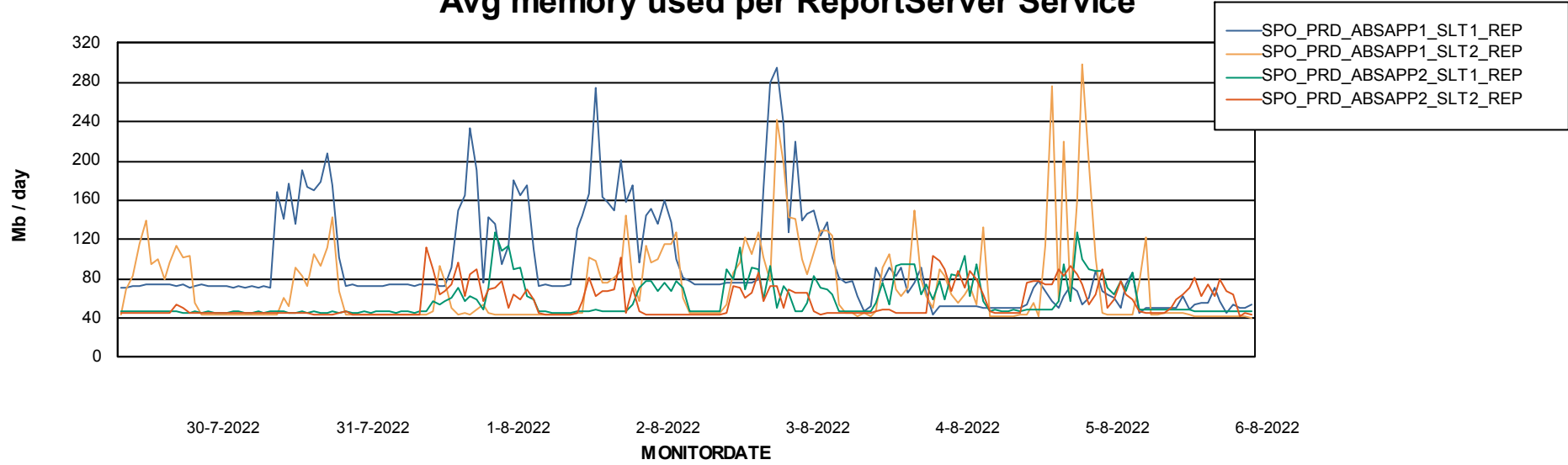
Weekly SLA Customer Report

Customer SPO_Production Silver
Database ID 57



ABSSolute Application ReportServer Services

Avg memory used per ReportServer Service



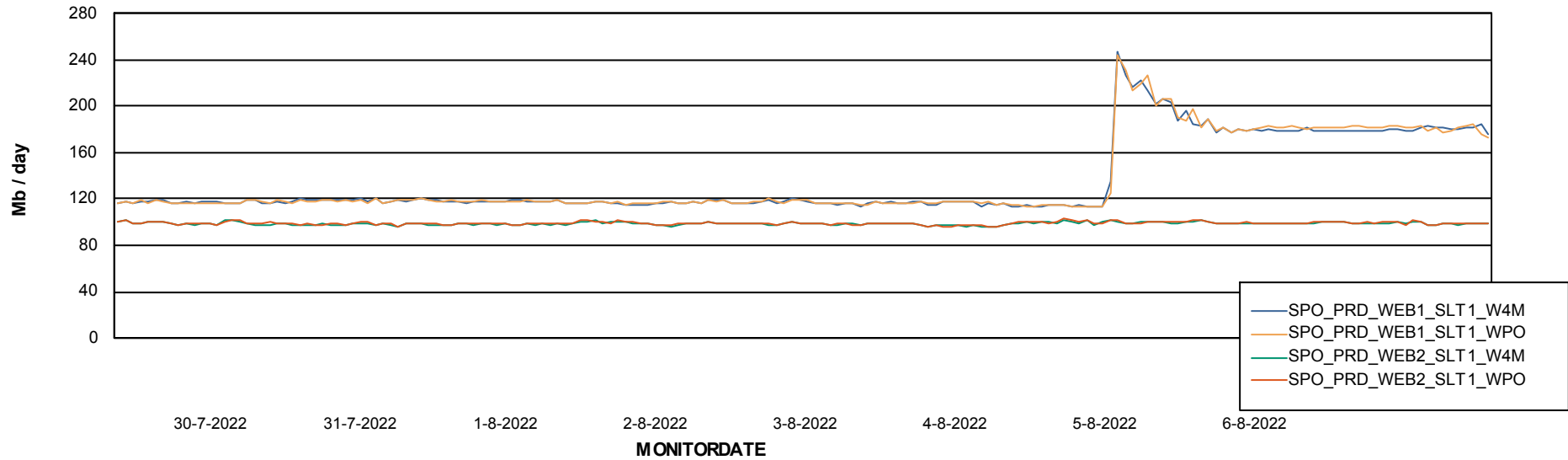
Weekly SLA Customer Report

Customer SPO_Production Silver
Database ID 57



ABSSolute Web Component Services

Avg memory used per ABS Web component



Weekly SLA Customer Report

Customer SPO_Production Silver
Database ID 57



Disaster per ABS component

