

Weekly SLA Customer Report

Customer PCO_Production (Bronze)
Database ID 44



Harddisk Usage PCO_PRD_ORACLE1

	Free disk space on C: (%)	Total disk space on C: (Gb)	Used disk space on C: (Gb)	Free disk space on D: (%)	Total disk space on D: (Gb)	Used disk space on D: (Gb)
6-8-2022	25	447	335	41	1,676	991
5-8-2022	25	447	334	41	1,676	982
4-8-2022	25	447	335	41	1,676	982
3-8-2022	25	447	335	41	1,676	982
2-8-2022	25	447	335	42	1,676	980
1-8-2022	25	447	334	42	1,676	973
31-7-2022	25	447	334	42	1,676	969

Harddisk Usage PCO_PRD_ORACLE2

	Free disk space on C: (%)	Total disk space on C: (Gb)	Used disk space on C: (Gb)	Free disk space on D: (%)	Total disk space on D: (Gb)	Used disk space on D: (Gb)
6-8-2022	51	279	137	21	838	661
5-8-2022	51	279	137	21	838	661
4-8-2022	51	279	137	21	838	661
3-8-2022	51	279	137	21	838	661
2-8-2022	51	279	137	21	838	661
1-8-2022	51	279	137	21	838	661
31-7-2022	51	279	137	21	838	661

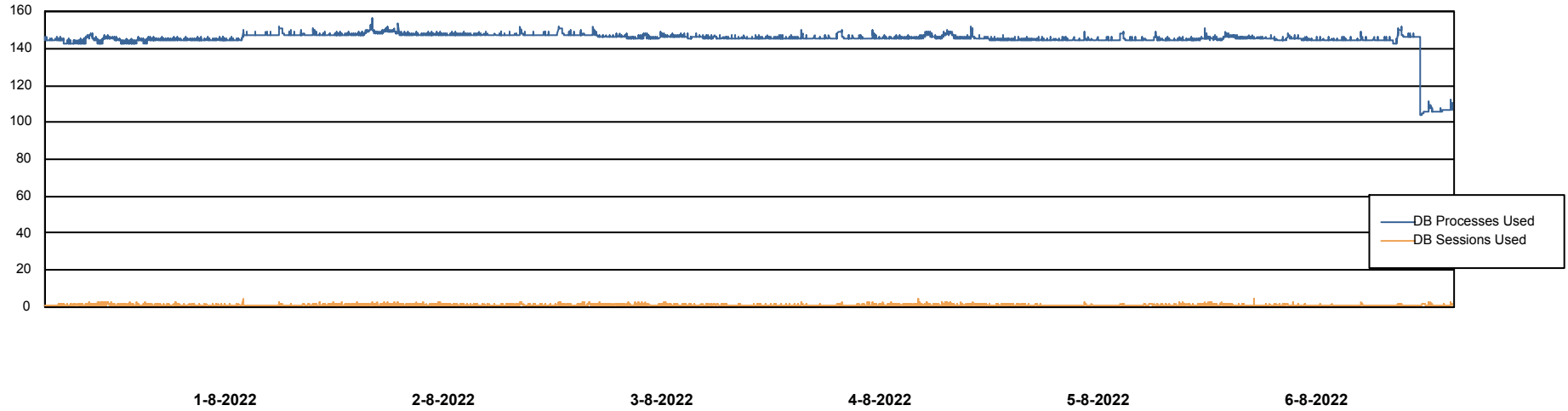
Weekly SLA Customer Report

Customer PCO_Production (Bronze)
Database ID 44



Database Performance PCODB_Production

DB Processes Max 350



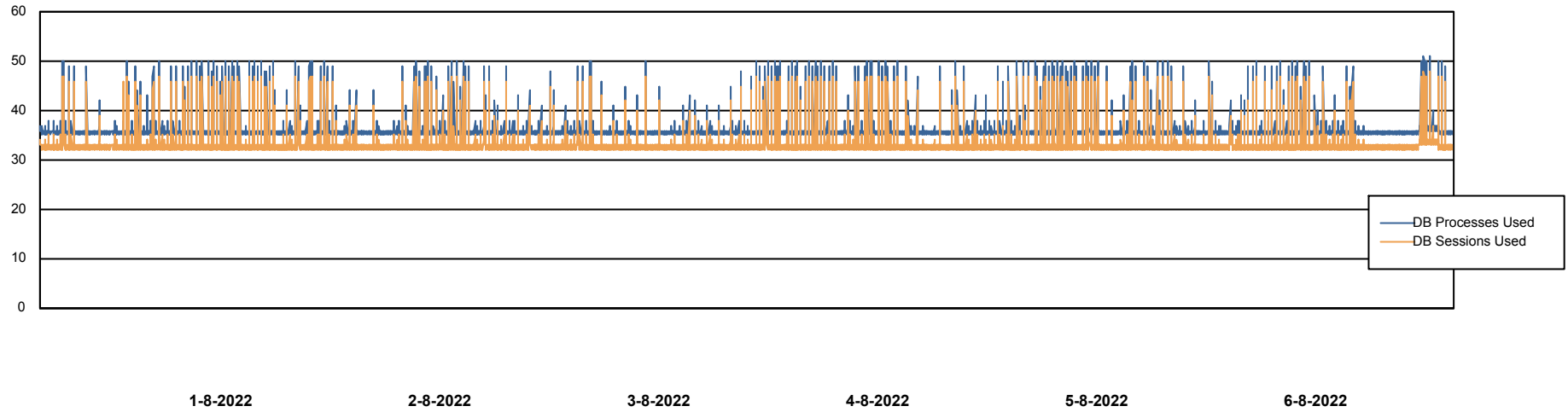
Weekly SLA Customer Report

Customer PCO_Production (Bronze)
Database ID 44



Database Performance PCODB_Standby

DB Processes Max 350



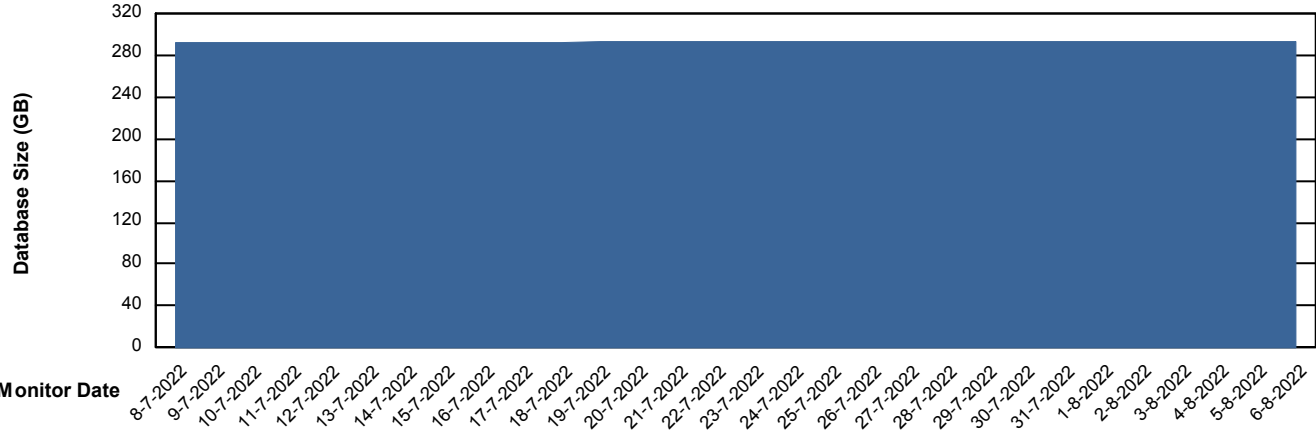
Weekly SLA Customer Report

Customer PCO_Production (Bronze)
 Database ID 44



DATABASE SIZE PCODB_Production

Database growth over last month



Database Tablespace PCODB_Production

Date	Tablespace Name	Filesize (Gb)	Usedsize (Gb)	Percentage free
6-8-2022	ABSDATA	238	112	53
	INDX	329	179	46
5-8-2022	ABSDATA	238	112	53
	INDX	329	179	46
4-8-2022	ABSDATA	238	112	53
	INDX	329	179	46
3-8-2022	ABSDATA	238	112	53
	INDX	329	179	46
2-8-2022	ABSDATA	238	112	53
	INDX	329	179	46
1-8-2022	ABSDATA	238	112	53
	INDX	329	179	46
31-7-2022	ABSDATA	238	112	53
	INDX	329	179	46