

Weekly SLA Customer Report

Customer LLG_Production
Database ID 53



Harddisk Usage LLG_PRD_APP01

	Free disk space on C: (%)	Total disk space on C: (Gb)	Used disk space on C: (Gb)	Free disk space on D: (%)	Total disk space on D: (Gb)	Used disk space on D: (Gb)
6-8-2022	23	200	154	96	200	8
5-8-2022	23	200	154	96	200	8
4-8-2022	23	200	154	96	200	8
3-8-2022	23	200	154	96	200	8
2-8-2022	23	200	154	96	200	8
1-8-2022	23	200	154	96	200	8
31-7-2022	23	200	154	96	200	8

Harddisk Usage LLG_PRD_APP02

	Free disk space on C: (%)	Total disk space on C: (Gb)	Used disk space on C: (Gb)	Free disk space on D: (%)	Total disk space on D: (Gb)	Used disk space on D: (Gb)
6-8-2022	59	200	82	92	200	16
5-8-2022	59	200	82	92	200	16
4-8-2022	59	200	82	92	200	16
3-8-2022	59	200	82	92	200	16
2-8-2022	59	200	82	92	200	16
1-8-2022	59	200	82	92	200	16
31-7-2022	59	200	82	92	200	16

Weekly SLA Customer Report

Customer LLG_Production
Database ID 53



Harddisk Usage LLG_PRD_BI02

	Free disk space on C: (%)	Total disk space on C: (Gb)	Used disk space on C: (Gb)	Free disk space on D: (%)	Total disk space on D: (Gb)	Used disk space on D: (Gb)
6-8-2022	60	150	59	51	685	338
5-8-2022	60	150	59	51	685	336
4-8-2022	61	150	59	51	685	336
3-8-2022	61	150	59	51	685	336
2-8-2022	61	150	59	51	685	336
1-8-2022	61	150	58	51	685	336
31-7-2022	61	150	58	51	685	336

Harddisk Usage LLG_PRD_OR01

	Free disk space on C: (%)	Total disk space on C: (Gb)	Used disk space on C: (Gb)	Free disk space on D: (%)	Total disk space on D: (Gb)	Used disk space on D: (Gb)	Free disk space on E: (%)	Total disk space on E: (Gb)	Used disk space on E: (Gb)
6-8-2022	83	279	46	56	928	406	43	749	426
5-8-2022	83	279	46	56	928	406	47	749	396
4-8-2022	83	279	46	56	928	406	42	749	438
3-8-2022	83	279	46	56	928	406	42	749	431
2-8-2022	83	279	46	56	928	406	47	749	394
1-8-2022	83	279	46	56	928	406	48	749	390
31-7-2022	83	279	46	56	928	406	48	749	391

Weekly SLA Customer Report

Customer LLG_Production
Database ID 53



Harddisk Usage LLG_PRD_OR02

	Free disk space on C: (%)	Total disk space on C: (Gb)	Used disk space on C: (Gb)	Free disk space on D: (%)	Total disk space on D: (Gb)	Used disk space on D: (Gb)	Free disk space on E: (%)	Total disk space on E: (Gb)	Used disk space on E: (Gb)
6-8-2022	87	279	36	88	1,117	131	93	559	38
5-8-2022	87	279	36	88	1,117	131	93	559	38
4-8-2022	87	279	36	88	1,117	131	93	559	38
3-8-2022	87	279	36	88	1,117	131	93	559	38
2-8-2022	87	279	36	88	1,117	131	93	559	38
1-8-2022	87	279	36	88	1,117	131	93	559	38
31-7-2022	87	279	36	88	1,117	131	93	559	38

Harddisk Usage LLG_PRD_TS2

	Free disk space on C: (%)	Total disk space on C: (Gb)	Used disk space on C: (Gb)	Free disk space on D: (%)	Total disk space on D: (Gb)	Used disk space on D: (Gb)	Free disk space on E: (%)	Total disk space on E: (Gb)	Used disk space on E: (Gb)
6-8-2022	23	279	214	62	993	379	57	684	296
5-8-2022	23	279	214	62	993	379	57	684	296
4-8-2022	23	279	214	62	993	379	57	684	296
3-8-2022	23	279	214	62	993	379	57	684	296
2-8-2022	23	279	214	62	993	379	57	684	297
1-8-2022	23	279	215	62	993	379	49	684	345
31-7-2022	23	279	215	62	993	379	57	684	296

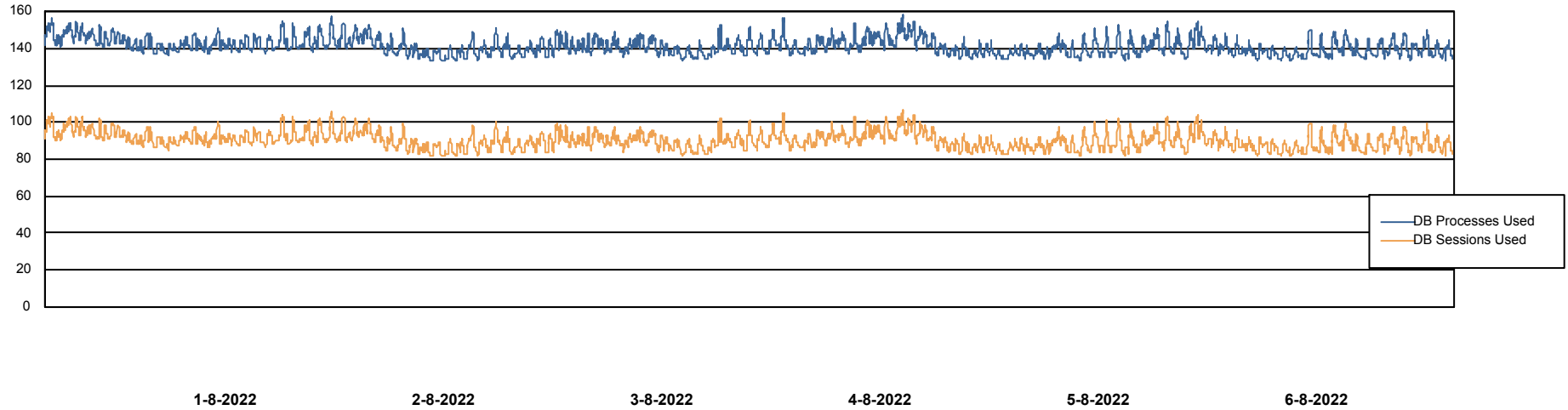
Weekly SLA Customer Report

Customer LLG_Production
Database ID 53



Database Performance LIGDB_Production

DB Processes Max 300
DB Sessions Max 4



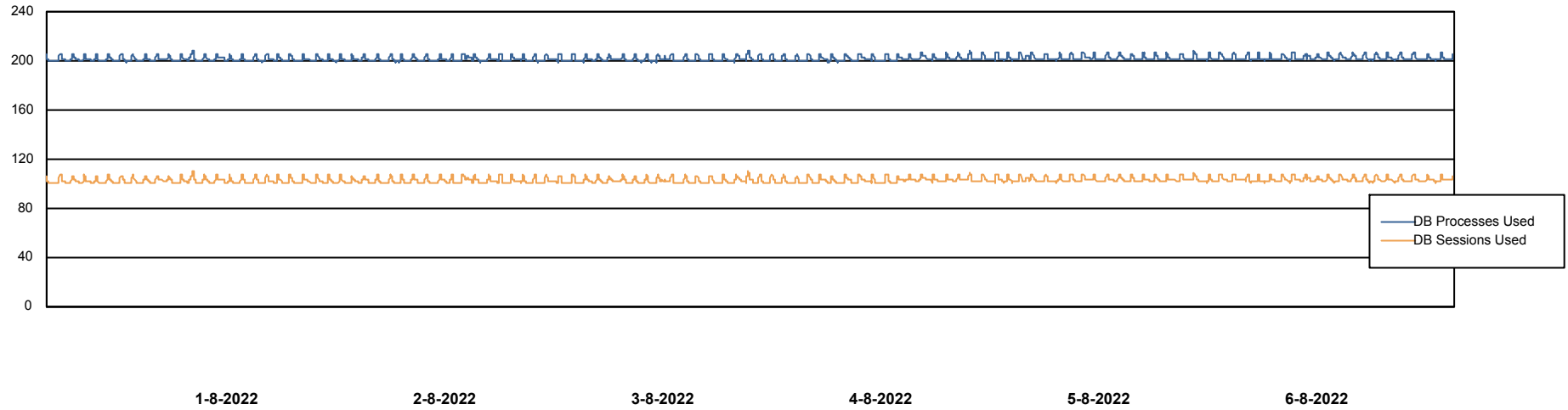
Weekly SLA Customer Report

Customer LLG_Production
Database ID 53



Database Performance LLGDB_Standby_TS2

DB Processes Max 300
DB Processes Max 0
DB Processes Max 4



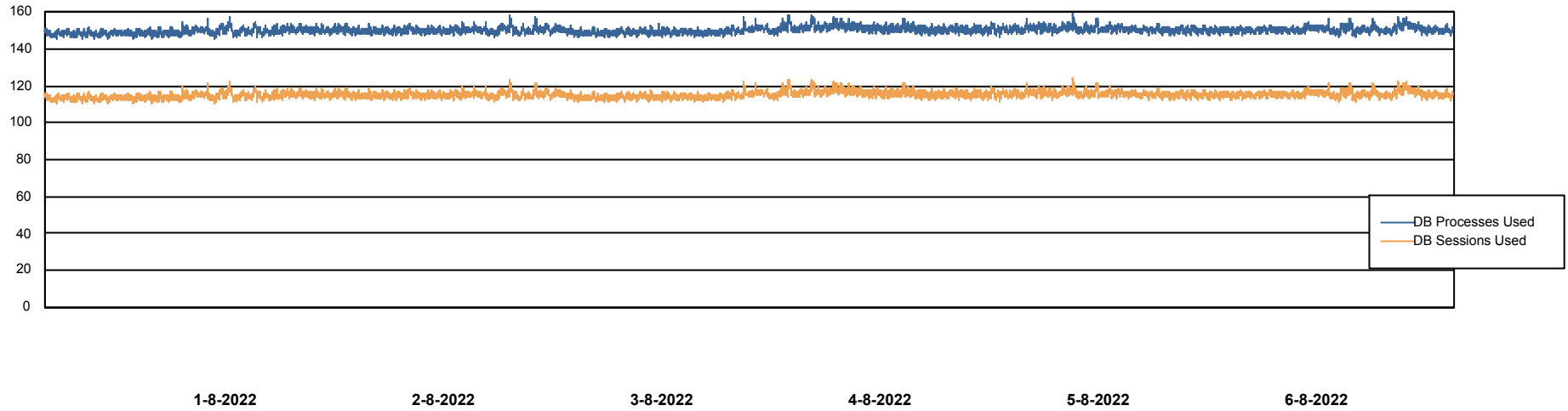
Weekly SLA Customer Report

Customer LLG_Production
Database ID 53



Database Performance LLGDBBI_Production

DB Processes Max 1,000



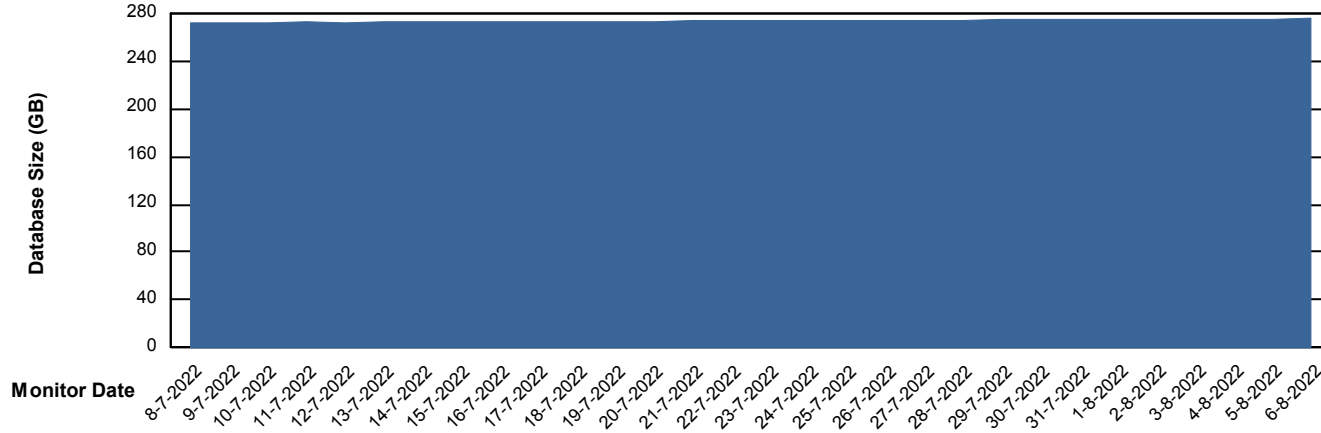
Weekly SLA Customer Report

Customer LLG_Production
Database ID 53



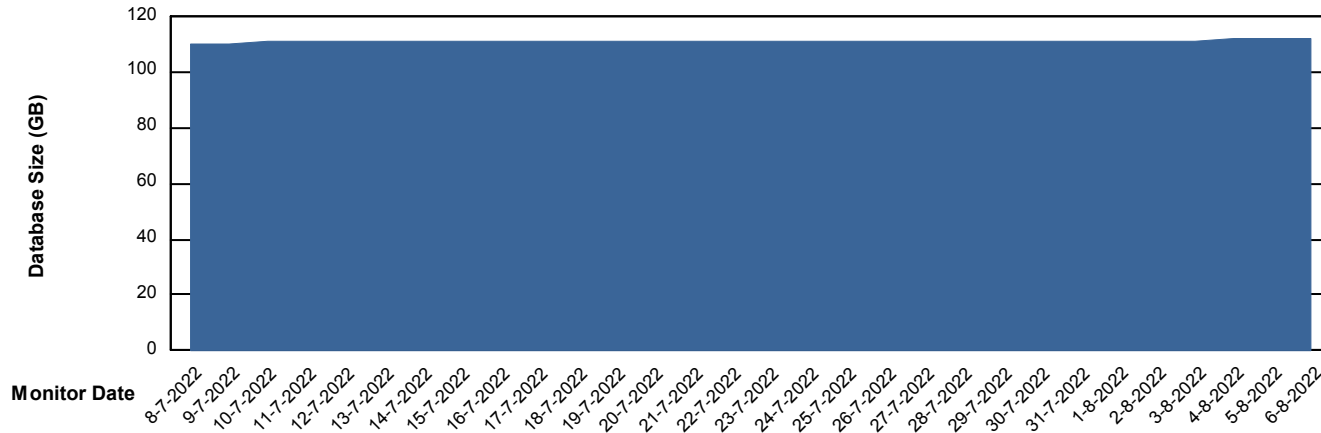
DATABASE SIZE LLGDB_Production

Database growth over last month



DATABASE SIZE LLGDBBI_Production

Database growth over last month



Weekly SLA Customer Report

Customer LLG_Production
Database ID 53



Database Tablespace LLGDB_Production

Date	Tablespace Name	Filesize (Gb)	Usedsize (Gb)	Percentage free
6-8-2022	ABSDATA	162	109	33
	INDX	189	157	17
5-8-2022	ABSDATA	162	109	33
	INDX	189	157	17
4-8-2022	ABSDATA	162	109	33
	INDX	189	156	17
3-8-2022	ABSDATA	162	109	33
	INDX	189	156	17
2-8-2022	ABSDATA	162	109	33
	INDX	189	156	17
1-8-2022	ABSDATA	162	109	33
	INDX	189	156	17
31-7-2022	ABSDATA	162	109	33
	INDX	189	156	17

Weekly SLA Customer Report

Customer LLG_Production
 Database ID 53



Database Tablespace LLGDBBI_Production

Date	Tablespace Name	Filesize (Gb)	Usedsize (Gb)	Percentage free
6-8-2022	ABSDATA	100	50	50
	INDX	120	55	54
5-8-2022	ABSDATA	100	50	50
	INDX	120	55	54
4-8-2022	ABSDATA	100	50	50
	INDX	120	55	54
3-8-2022	ABSDATA	100	49	51
	INDX	120	55	54
2-8-2022	ABSDATA	100	49	51
	INDX	120	55	54
1-8-2022	ABSDATA	100	49	51
	INDX	120	55	54
31-7-2022	ABSDATA	100	49	51
	INDX	120	55	54

BI Status and last ETL error for LLGDBBI_Production

	ma 1/8/2022	di 2/8/2022	wo 3/8/2022	do 4/8/2022	vr 5/8/2022	za 6/8/2022
ABS DataWarehouse ETL Health	OK	OK	OK	OK	OK	OK
ABS DWHStaging ETL Health	OK	OK	OK	OK	OK	OK

Weekly SLA Customer Report

Customer LLG_Production
Database ID 53



BI last ETL error for	LLGDDBI_Production
di, 2-08-2022	None
ma, 1-08-2022	None
wo, 3-08-2022	None
vr, 5-08-2022	None
za, 6-08-2022	None
za, 6-08-2022	None
zo, 31-07-2022	None
do, 4-08-2022	None
do, 4-08-2022	None
zo, 31-07-2022	None
wo, 3-08-2022	None
vr, 5-08-2022	None
ma, 1-08-2022	None
di, 2-08-2022	None

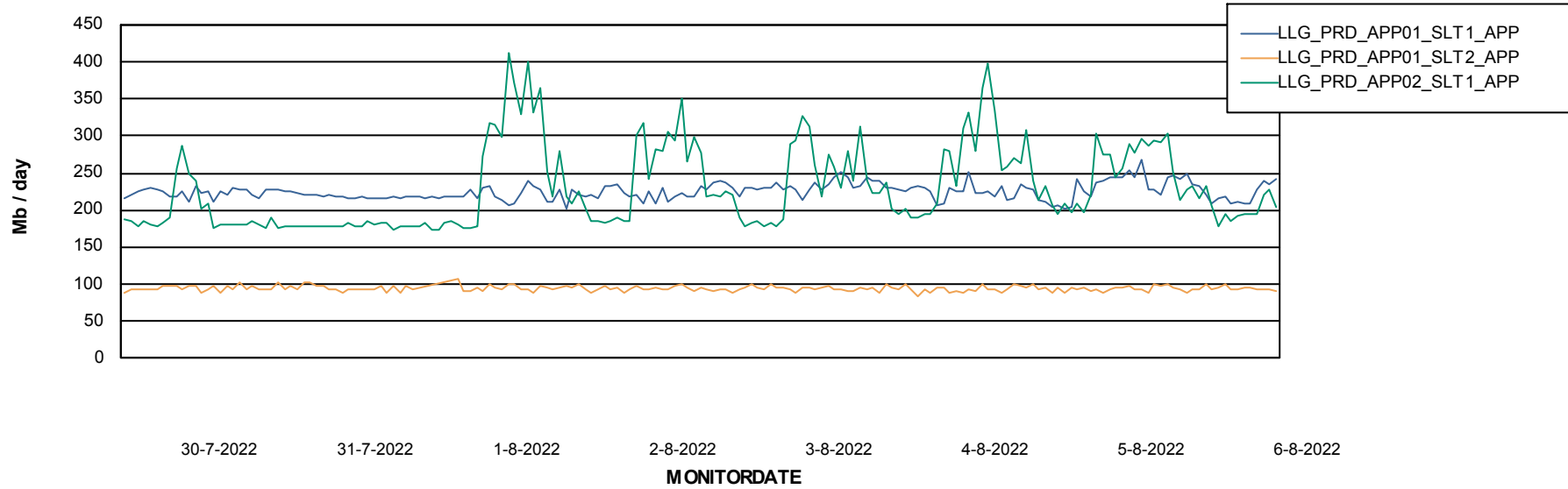
Weekly SLA Customer Report

Customer LLG_Production
Database ID 53



ABSSolute Application Server Services

Avg memory used per ABS Server Service



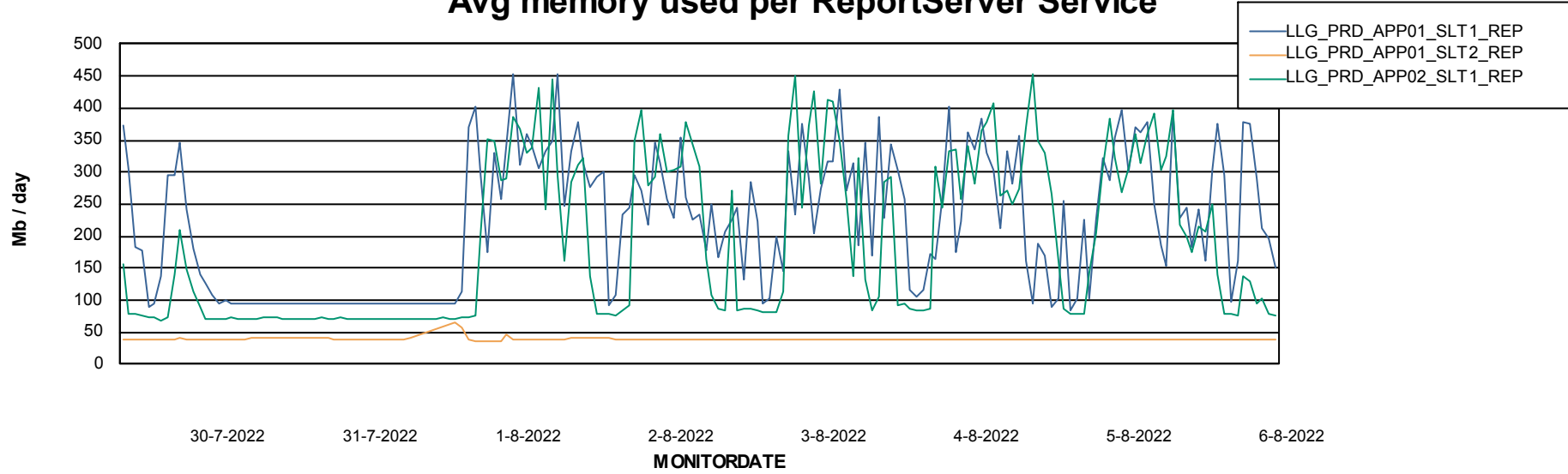
Weekly SLA Customer Report

Customer LLG_Production
Database ID 53

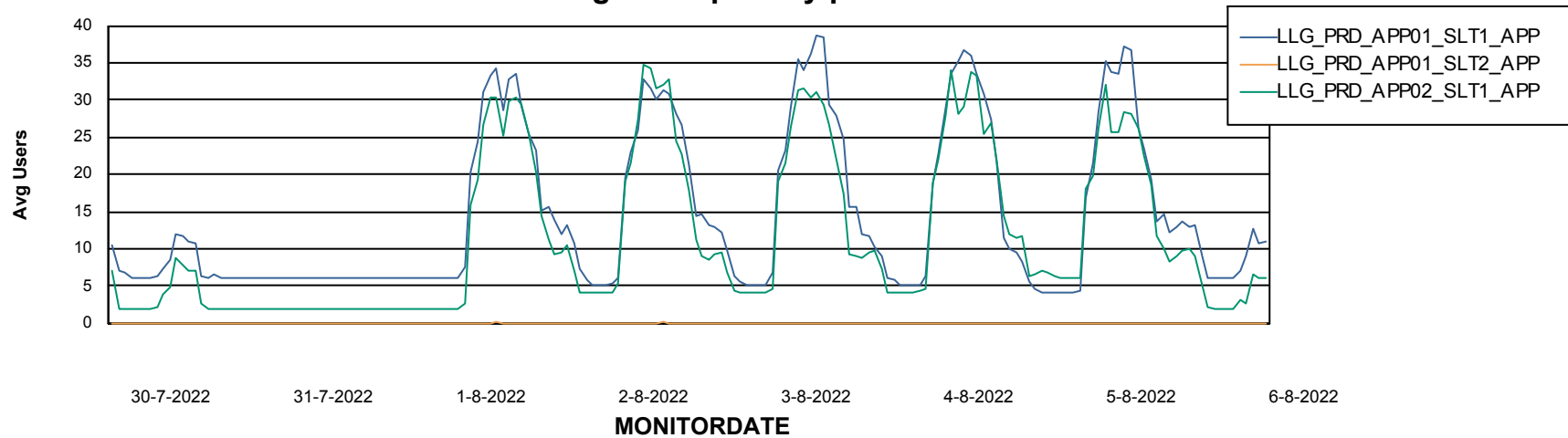


ABSSolute Application Server Services

Avg memory used per ReportServer Service



Avg users per day per ABS server



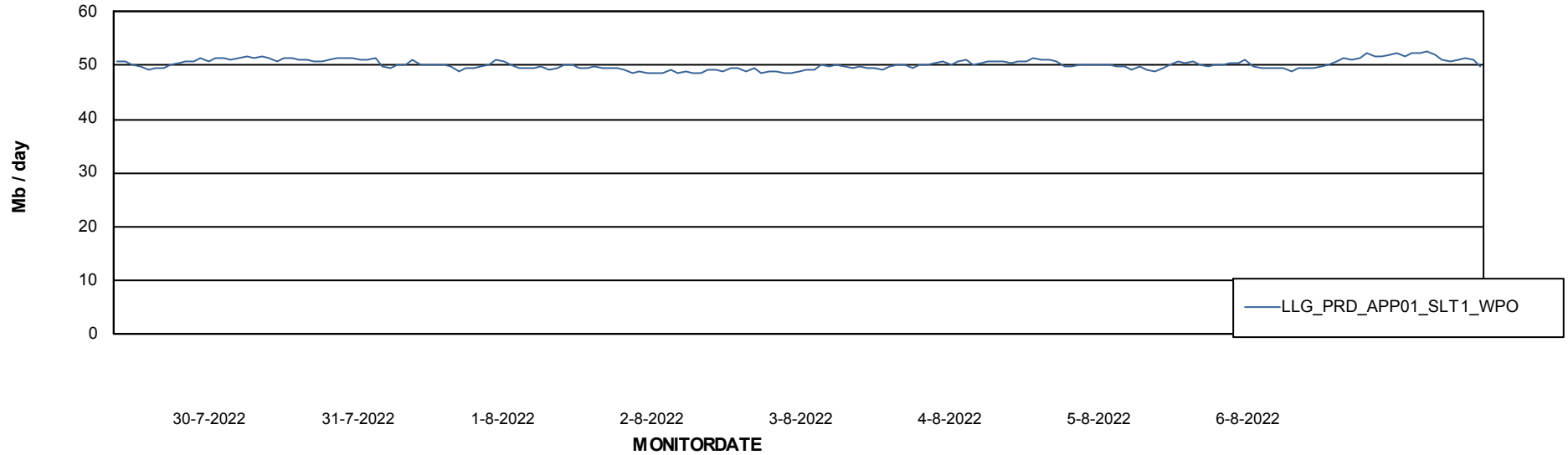
Weekly SLA Customer Report

Customer LLG_Production
Database ID 53



ABSSolute Application Server Services

Avg memory used per ABS Web component



Weekly SLA Customer Report

Customer LLG_Production
Database ID 53



Disaster per ABS component

