

Weekly SLA Customer Report

Customer KLA_Production
Database ID 65



Harddisk Usage KLA_PRD_KLAHQORA03

	Free disk space on C: (%)	Total disk space on C: (Gb)	Used disk space on C: (Gb)	Free disk space on D: (%)	Total disk space on D: (Gb)	Used disk space on D: (Gb)
6-8-2022	24	150	114	57	250	107
5-8-2022	25	150	112	57	250	108
4-8-2022	25	150	112	57	250	108
3-8-2022	25	150	112	57	250	108
2-8-2022	25	150	112	57	250	108
1-8-2022	25	150	112	57	250	108
31-7-2022	25	150	112	57	250	108

Harddisk Usage KLA_PRD_KLAHQWEB02

	Free disk space on C: (%)	Total disk space on C: (Gb)	Used disk space on C: (Gb)
6-8-2022	44	39	22
5-8-2022	44	39	22
4-8-2022	44	39	22
3-8-2022	44	39	22
2-8-2022	44	39	22
1-8-2022	44	39	22
31-7-2022	44	39	22

Weekly SLA Customer Report

Customer KLA_Production
Database ID 65



Harddisk Usage KLA_STB_KLAHQORA04

	Free disk space on C: (%)	Total disk space on C: (Gb)	Used disk space on C: (Gb)	Free disk space on D: (%)	Total disk space on D: (Gb)	Used disk space on D: (Gb)
6-8-2022	47	250	134	29	200	141
5-8-2022	47	250	134	29	200	142
4-8-2022	47	250	134	29	200	142
3-8-2022	47	250	134	29	200	143
2-8-2022	47	250	134	29	200	143
1-8-2022	47	250	134	29	200	142
31-7-2022	47	250	133	29	200	143

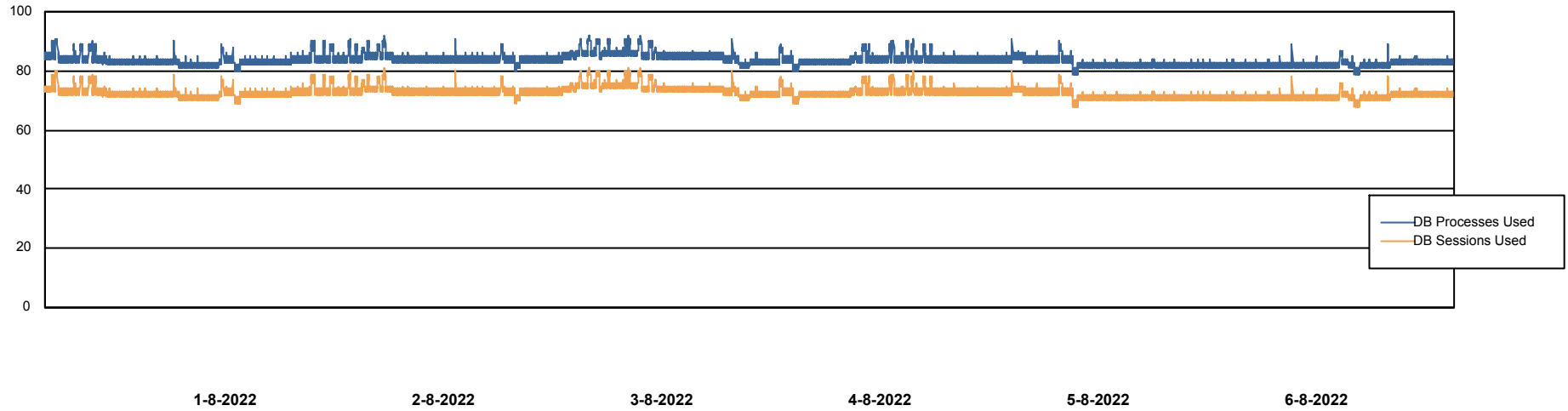
Weekly SLA Customer Report

Customer KLA_Production
Database ID 65



Database Performance KLA_PRD_KLAHQORA03_DB

DB Processes Max 1,000



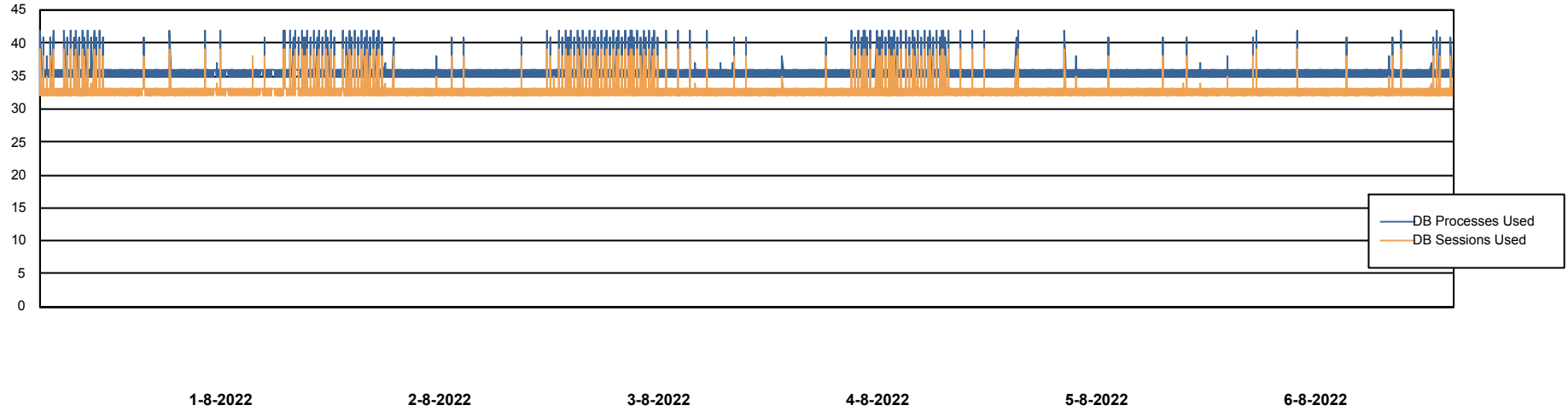
Weekly SLA Customer Report

Customer KLA_Production
Database ID 65



Database Performance KLA_STB_KLAHQORA04_DB

DB Processes Max 1,000



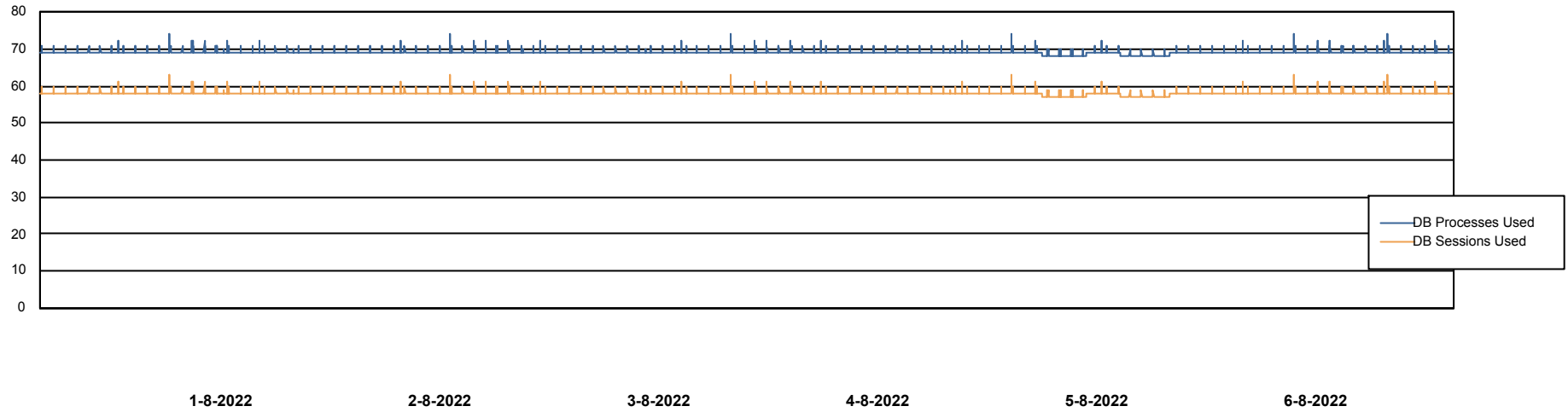
Weekly SLA Customer Report

Customer KLA_Production
Database ID 65



Database Performance KLA_TST_KLAHQORA04_DB

DB Processes Max 1,000



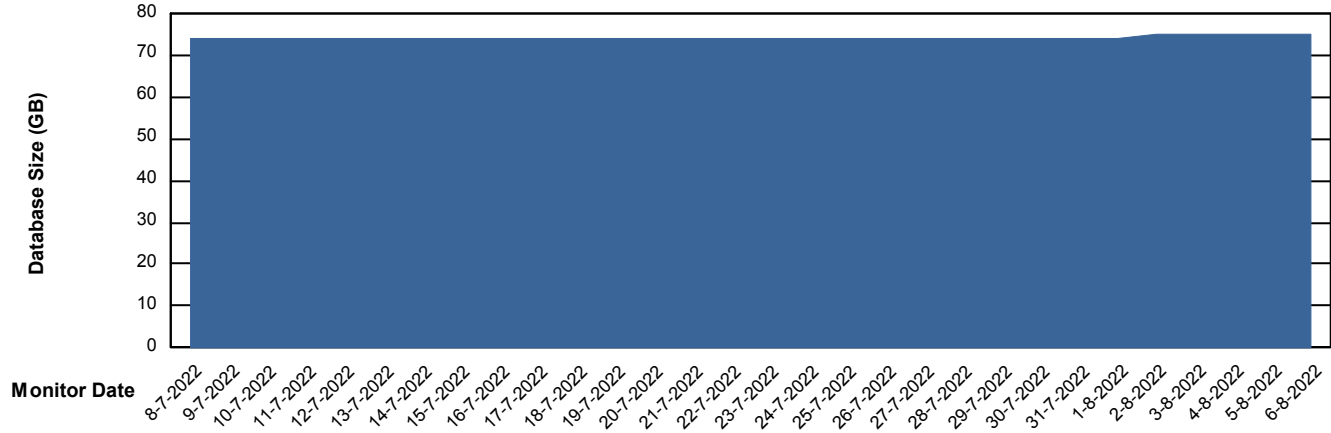
Weekly SLA Customer Report

Customer KLA_Production
Database ID 65



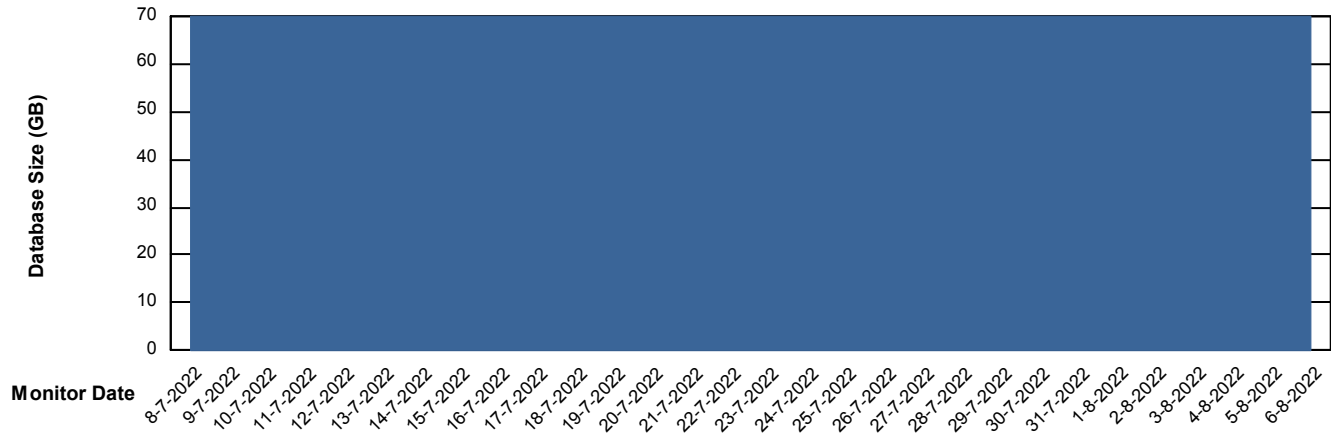
DATABASE SIZE KLA_PRD_KLAHQORA03_DB

Database growth over last month



DATABASE SIZE KLA_TST_KLAHQORA04_DB

Database growth over last month



Weekly SLA Customer Report

Customer KLA_Production
Database ID 65



Database Tablespace KLA_PRD_KLAHQORA03_DB

Date	Tablespace Name	Filesize (Gb)	Usedsize (Gb)	Percentage free
6-8-2022	ABSDATA	48	37	22
	INDX	44	34	23
5-8-2022	ABSDATA	48	37	22
	INDX	44	34	23
4-8-2022	ABSDATA	48	37	22
	INDX	44	34	23
3-8-2022	ABSDATA	48	37	22
	INDX	44	34	23
2-8-2022	ABSDATA	48	37	22
	INDX	44	34	23
1-8-2022	ABSDATA	48	37	22
	INDX	44	34	23
31-7-2022	ABSDATA	48	37	22
	INDX	44	34	23

Weekly SLA Customer Report

Customer KLA_Production
Database ID 65



Database Tablespace KLA_TST_KLAHQORA04_DB

Date	Tablespace Name	Filesize (Gb)	Usedsize (Gb)	Percentage free
6-8-2022	ABSDATA	39	31	20
	INDX	31	24	22
5-8-2022	ABSDATA	39	31	20
	INDX	31	24	22
4-8-2022	ABSDATA	39	31	20
	INDX	31	24	22
3-8-2022	ABSDATA	39	31	20
	INDX	31	24	22
2-8-2022	ABSDATA	39	31	20
	INDX	31	24	22
1-8-2022	ABSDATA	39	31	20
	INDX	31	24	22
31-7-2022	ABSDATA	39	31	20
	INDX	31	24	22

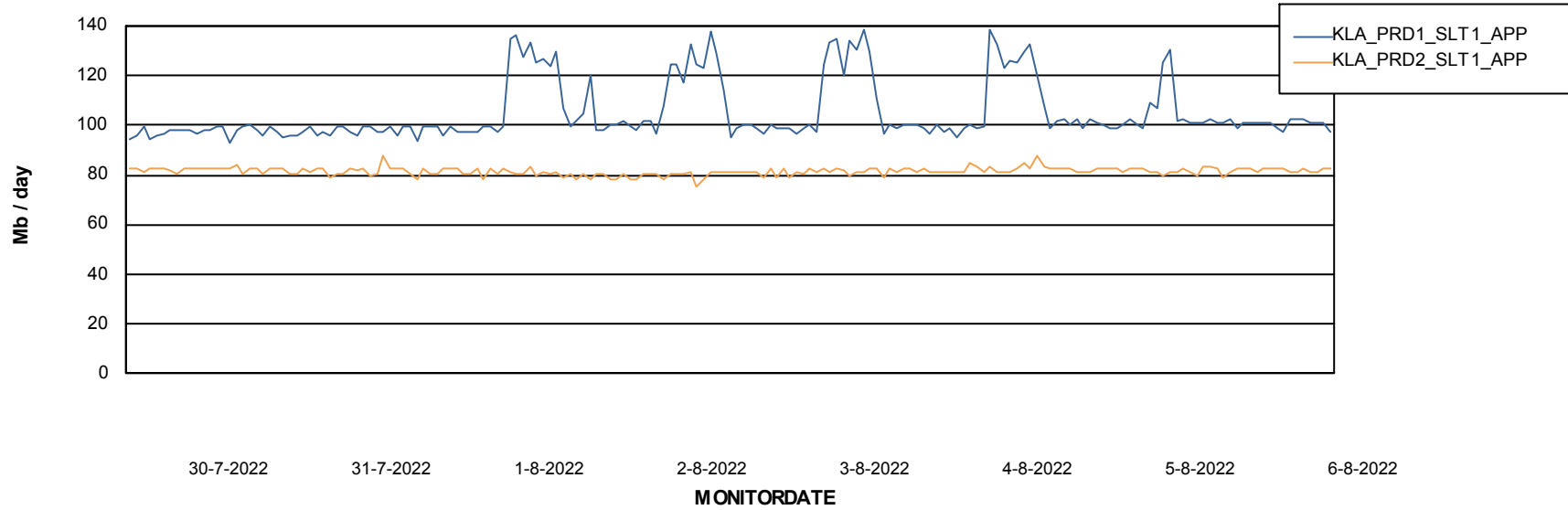
Weekly SLA Customer Report

Customer KLA_Production
Database ID 65

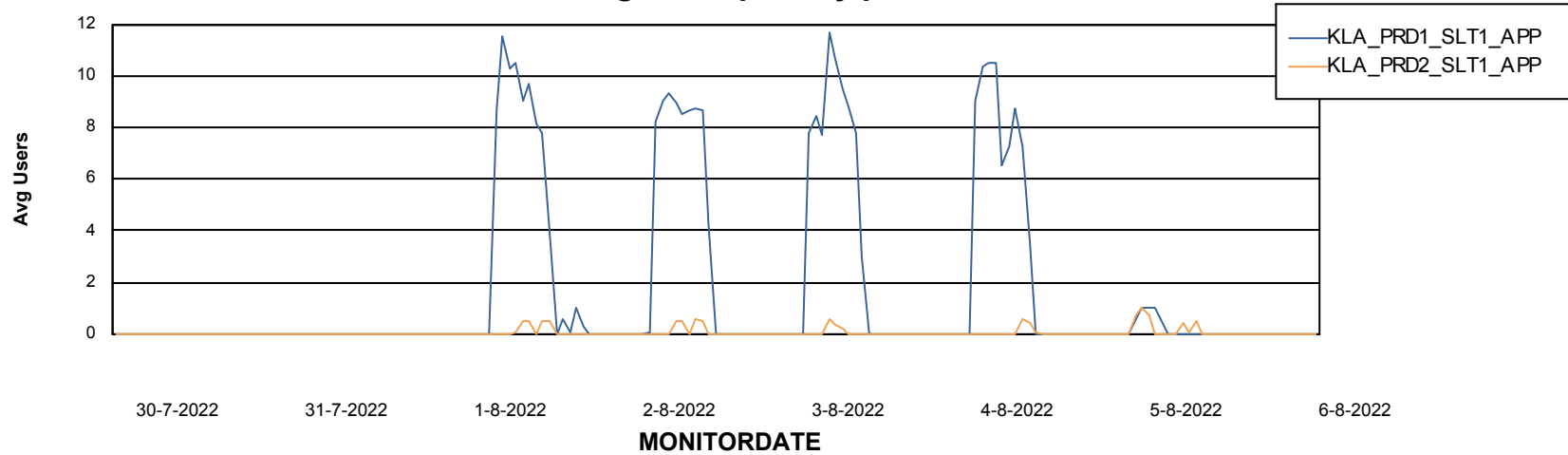


ABSSolute Application Server Services

Avg memory used per ABS Server Service



Avg users per day per ABS server



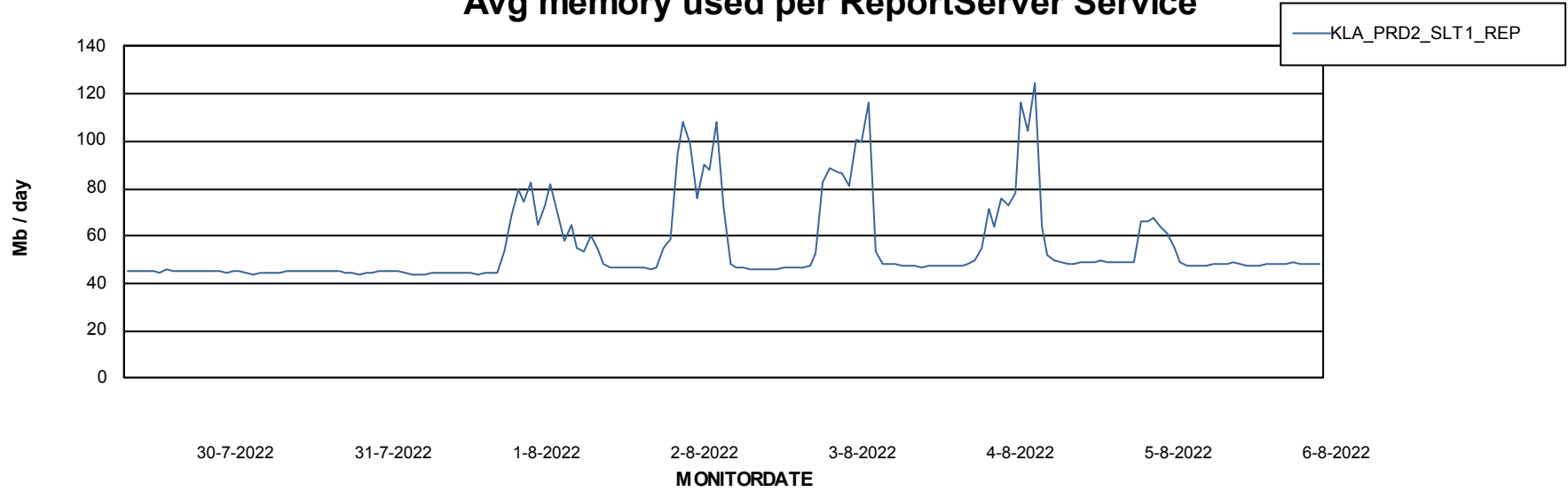
Weekly SLA Customer Report

Customer KLA_Production
Database ID 65



ABSSolute Application ReportServer Services

Avg memory used per ReportServer Service



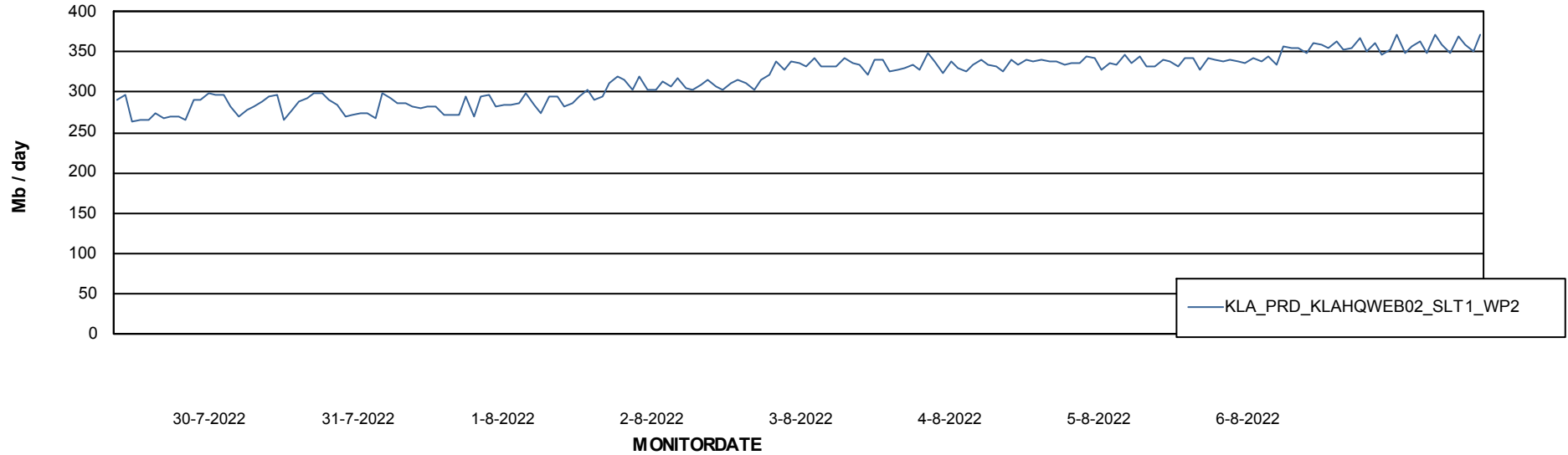
Weekly SLA Customer Report

Customer KLA_Production
Database ID 65



ABSSolute Web Component Services

Avg memory used per ABS Web component



Weekly SLA Customer Report

Customer KLA_Production
Database ID 65



Disaster per ABS component

