

Weekly SLA Customer Report

Customer CIW Production
Database ID 45



Harddisk Usage CIW_PRD_ORACLE1

	Free disk space on c: (%)	Total disk space on c: (Gb)	Free disk space on d: (%)	Total disk space on d: (Gb)	Free disk space on e: (%)	Total disk space on e: (Gb)
6-8-2022	91	700	72	700	100	831
5-8-2022	91	700	72	700	100	831
4-8-2022	91	700	73	700	100	831
3-8-2022	91	700	75	700	100	831
2-8-2022	90	700	75	700	100	831
1-8-2022	90	700	75	700	100	831
31-7-2022	90	700	75	700	100	831

Harddisk Usage CIW_PRD_ORACLE2

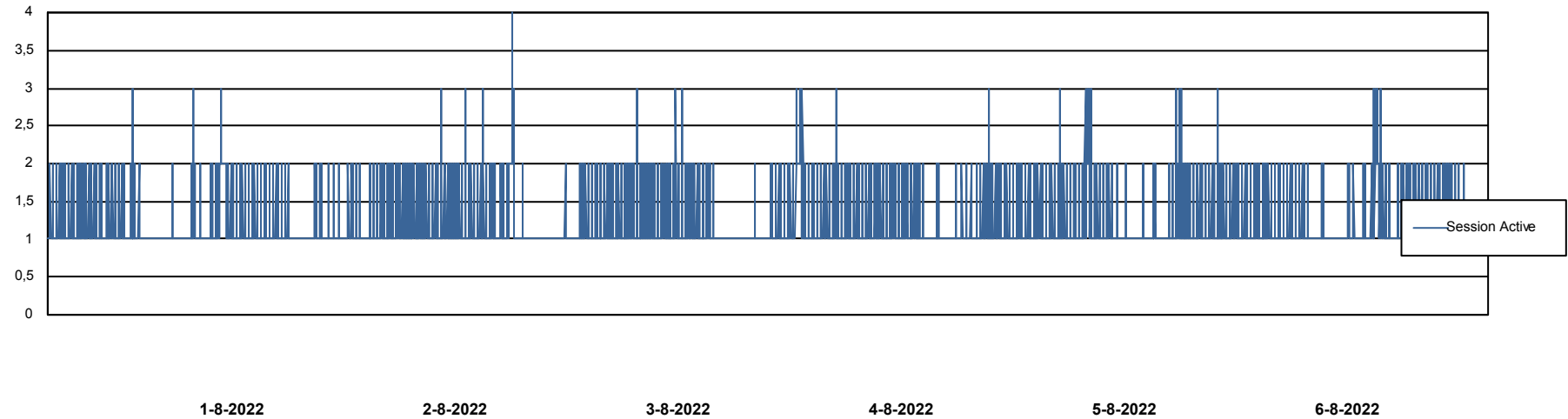
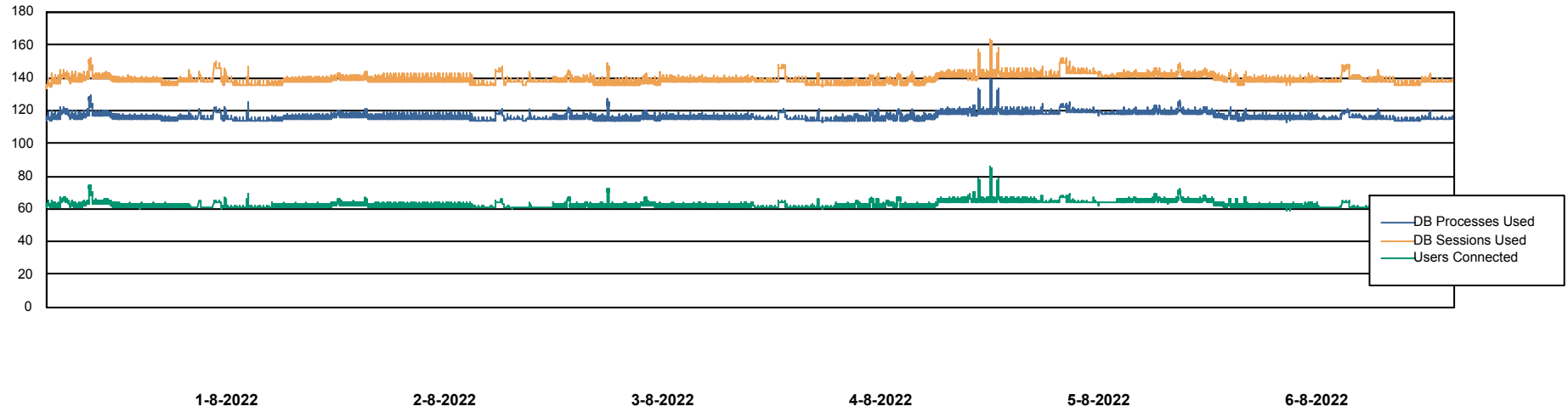
	Free disk space on c: (%)	Total disk space on c: (Gb)	Free disk space on d: (%)	Total disk space on d: (Gb)	Free disk space on e: (%)	Total disk space on e: (Gb)
6-8-2022	90	701	64	700	100	830
5-8-2022	90	701	64	700	100	830
4-8-2022	90	701	64	700	100	830
3-8-2022	90	701	64	700	100	830
2-8-2022	90	701	65	700	100	830
1-8-2022	90	701	65	700	100	830
31-7-2022	90	701	65	700	100	830

Weekly SLA Customer Report

Customer CIW Production
Database ID 45



Database Performance CIWDB_Production

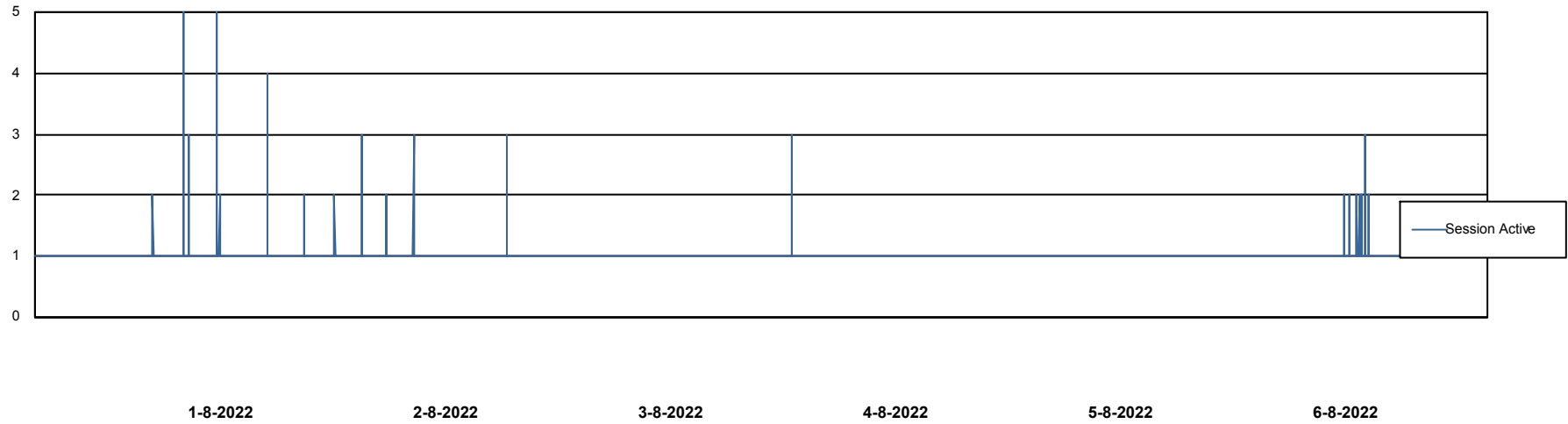
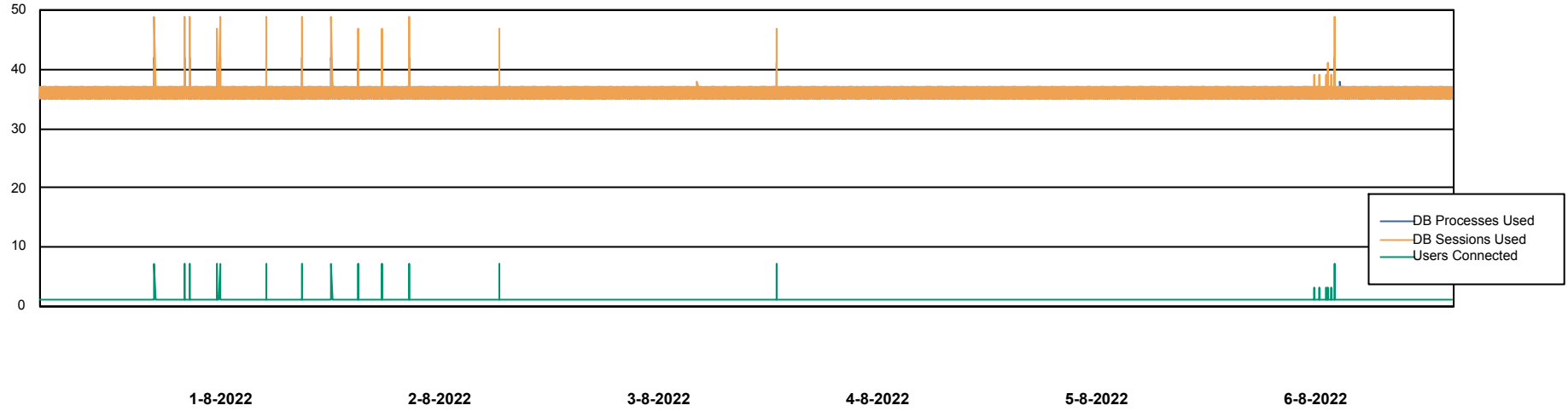


Weekly SLA Customer Report

Customer CIW Production
Database ID 45



Database Performance CIWDB_Standby



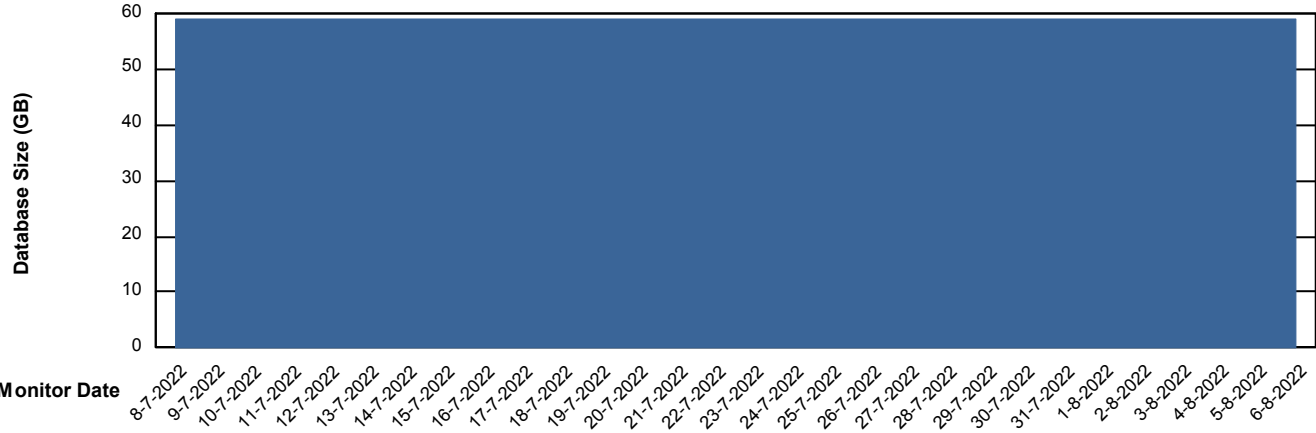
Weekly SLA Customer Report

Customer CIW Production
 Database ID 45



DATABASE SIZE CIWDB_Production

Database growth over last month



Database Tablespace CIWDB_Production

Date	Tablespace Name	Filesize (Gb)	Usedsize (Gb)	Percentage free
6-8-2022	ABSDATA	54	45	17
	INDX	12	7	42
5-8-2022	ABSDATA	54	45	17
	INDX	12	7	42
4-8-2022	ABSDATA	54	45	17
	INDX	12	7	42
3-8-2022	ABSDATA	54	45	17
	INDX	12	7	42
2-8-2022	ABSDATA	54	45	17
	INDX	12	7	42
1-8-2022	ABSDATA	54	45	17
	INDX	12	7	42
31-7-2022	ABSDATA	54	45	17
	INDX	12	7	42

Weekly SLA Customer Report

Customer CIW Production
Database ID 45



Standby Database Health CIW Production

Recovery lag for last 7 days

