

# Weekly SLA Customer Report

Customer SNG\_Production  
Database ID 70



## Harddisk Usage SNG\_PRD\_ORACLE1

	Free disk space on / (%)	Total disk space on / (Gb)	Used disk space on / (Gb)	Used disk space on /boot (Gb)	Free disk space on /home (%)	Total disk space on /home (Gb)	Used disk space on /home (Gb)	Free disk space on /u01 (%)	Total disk space on /u01 (Gb)	Used disk space on /u01 (Gb)
30-7-2022	41	550	325	0	100	561	0	88	150	18
29-7-2022	41	550	325	0	100	561	0	88	150	18
28-7-2022	41	550	325	0	100	561	0	88	150	18
27-7-2022	41	550	325	0	100	561	0	88	150	18
26-7-2022	41	550	325	0	100	561	0	88	150	18
25-7-2022	41	550	325	0	100	561	0	88	150	18
24-7-2022	41	550	325	0	100	561	0	88	150	18

## Harddisk Usage SNG\_PRD\_SVR1\_ABSAPP1

	Free disk space on C: (%)	Total disk space on C: (Gb)	Used disk space on C: (Gb)	Free disk space on D: (%)	Total disk space on D: (Gb)	Used disk space on D: (Gb)	Free disk space on Z: (%)	Total disk space on Z: (Gb)	Used disk space on Z: (Gb)
30-7-2022	26	40	29	62	80	31	0	5	5
29-7-2022	26	40	29	62	80	31	0	5	5
28-7-2022	26	40	29	62	80	31	0	5	5
27-7-2022	26	40	29	62	80	31	0	5	5
26-7-2022	26	40	29	62	80	31	0	5	5
25-7-2022	26	40	29	62	80	31	0	5	5
24-7-2022	26	40	29	62	80	31	0	5	5

# Weekly SLA Customer Report

Customer SNG\_Production  
Database ID 70



## Harddisk Usage SNG\_PRD\_SVR1\_ABSWEB1

	Free disk space on C: (%)	Total disk space on C: (Gb)	Used disk space on C: (Gb)	Free disk space on D: (%)	Total disk space on D: (Gb)	Used disk space on D: (Gb)
30-7-2022	32	40	27	0	5	5
29-7-2022	32	40	27	0	5	5
28-7-2022	32	40	27	0	5	5
27-7-2022	32	40	27	0	5	5
26-7-2022	33	40	27	0	5	5
25-7-2022	33	40	27	0	5	5
24-7-2022	33	40	27	0	5	5

## Harddisk Usage SNG\_PRD\_SVR1\_ABSWEB2

	Free disk space on C: (%)	Total disk space on C: (Gb)	Used disk space on C: (Gb)	Free disk space on D: (%)	Total disk space on D: (Gb)	Used disk space on D: (Gb)
30-7-2022	36	40	25	0	5	5
29-7-2022	36	40	25	0	5	5
28-7-2022	36	40	25	0	5	5
27-7-2022	36	40	25	0	5	5
26-7-2022	37	40	25	0	5	5
25-7-2022	37	40	25	0	5	5
24-7-2022	37	40	25	0	5	5

# Weekly SLA Customer Report

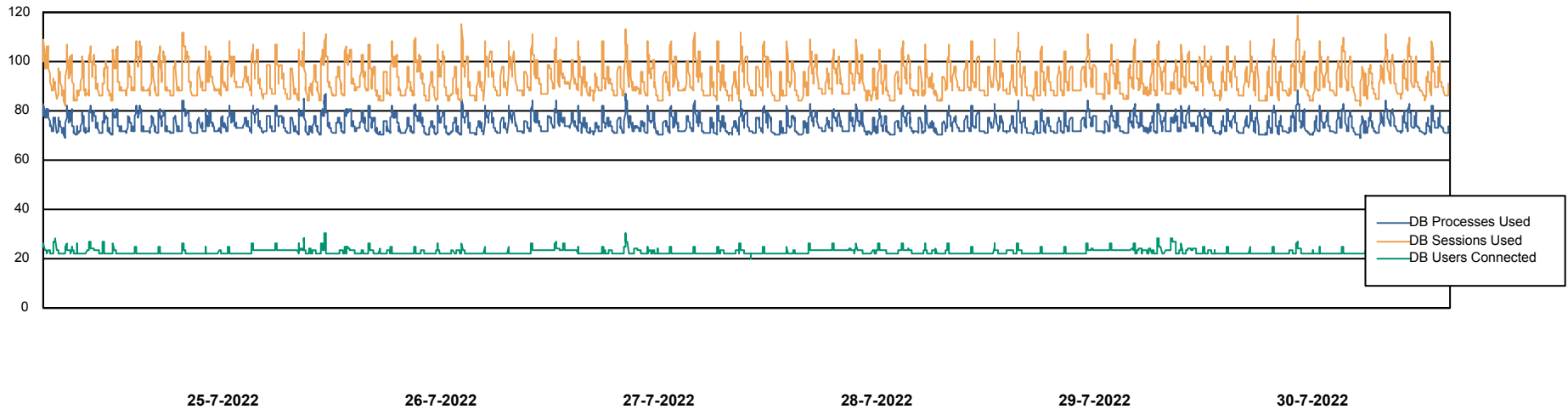
Customer SNG\_Production  
 Database ID 70



Harddisk Usage SNG\_PRD\_SVR2\_ABSAPP2

	Free disk space on C: (%)	Total disk space on C: (Gb)	Used disk space on C: (Gb)	Free disk space on D: (%)	Total disk space on D: (Gb)	Used disk space on D: (Gb)	Free disk space on Z: (%)	Total disk space on Z: (Gb)	Used disk space on Z: (Gb)
30-7-2022	33	40	26	92	80	6	0	5	5
29-7-2022	33	40	26	92	80	6	0	5	5
28-7-2022	33	40	26	92	80	6	0	5	5
27-7-2022	33	40	26	92	80	6	0	5	5
26-7-2022	33	40	26	92	80	6	0	5	5
25-7-2022	33	40	26	92	80	6	0	5	5
24-7-2022	33	40	26	92	80	6	0	5	5

Database Performance SNG\_PRD\_ORACLE1



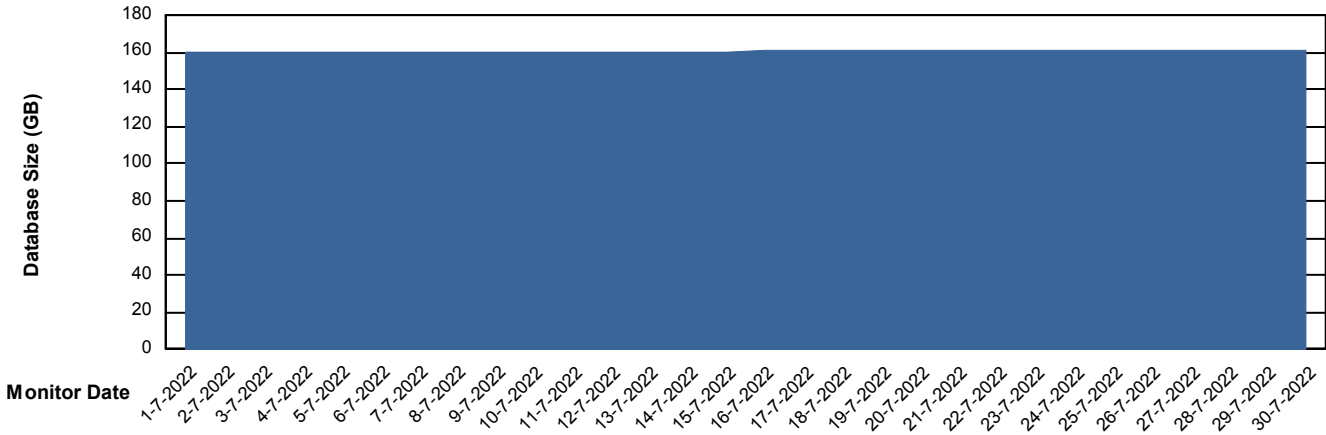
# Weekly SLA Customer Report

Customer SNG\_Production  
 Database ID 70



DATABASE SIZE SNG\_PRD\_ORACLE1

## Database growth over last month



Database Tablespace SNG\_PRD\_ORACLE1

Date	Tablespace Name	Filesize (Gb)	Usedsize (Gb)	Percentage free
30-7-2022	ABSDATA	48	35	27
	INDX	110	92	16
29-7-2022	ABSDATA	48	35	27
	INDX	110	92	16
28-7-2022	ABSDATA	48	35	27
	INDX	110	92	16
27-7-2022	ABSDATA	48	35	27
	INDX	110	92	16
26-7-2022	ABSDATA	48	35	27
	INDX	110	92	16
25-7-2022	ABSDATA	48	35	27
	INDX	110	92	16
24-7-2022	ABSDATA	48	35	28
	INDX	110	92	16

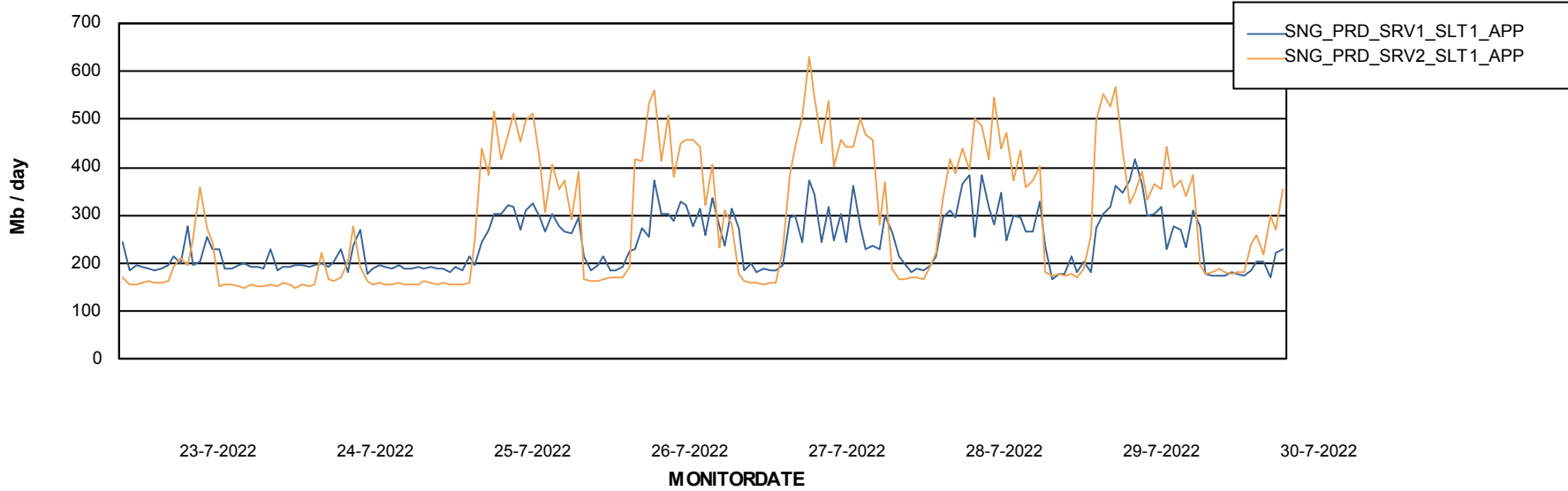
# Weekly SLA Customer Report

Customer SNG\_Production  
Database ID 70

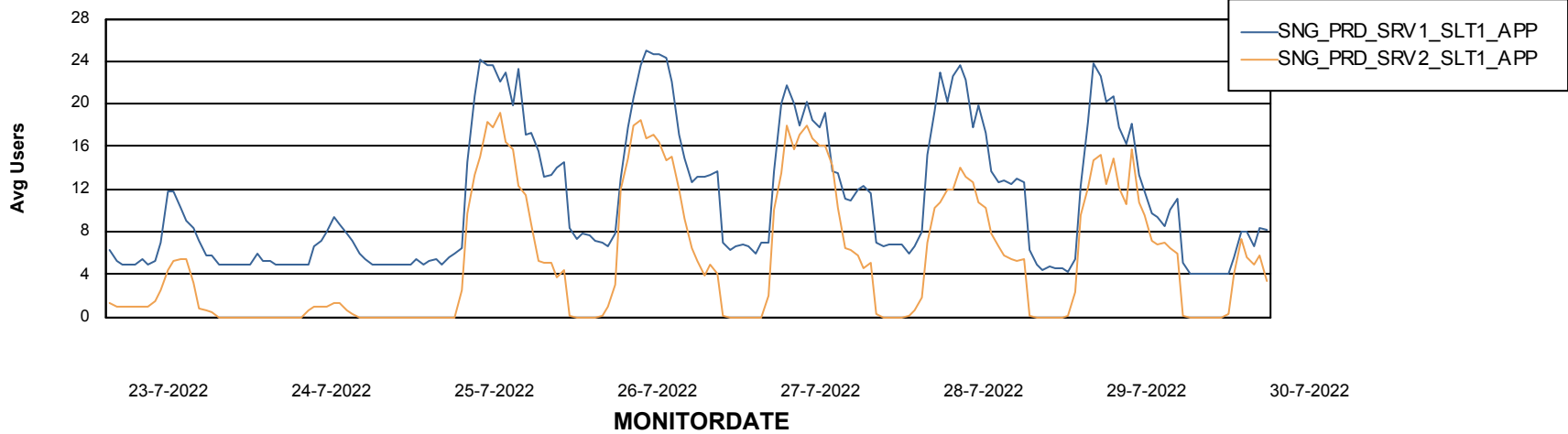


## ABSolute Application Server Services

### Avg memory used per ABS Server Service



### Avg users per day per ABS server



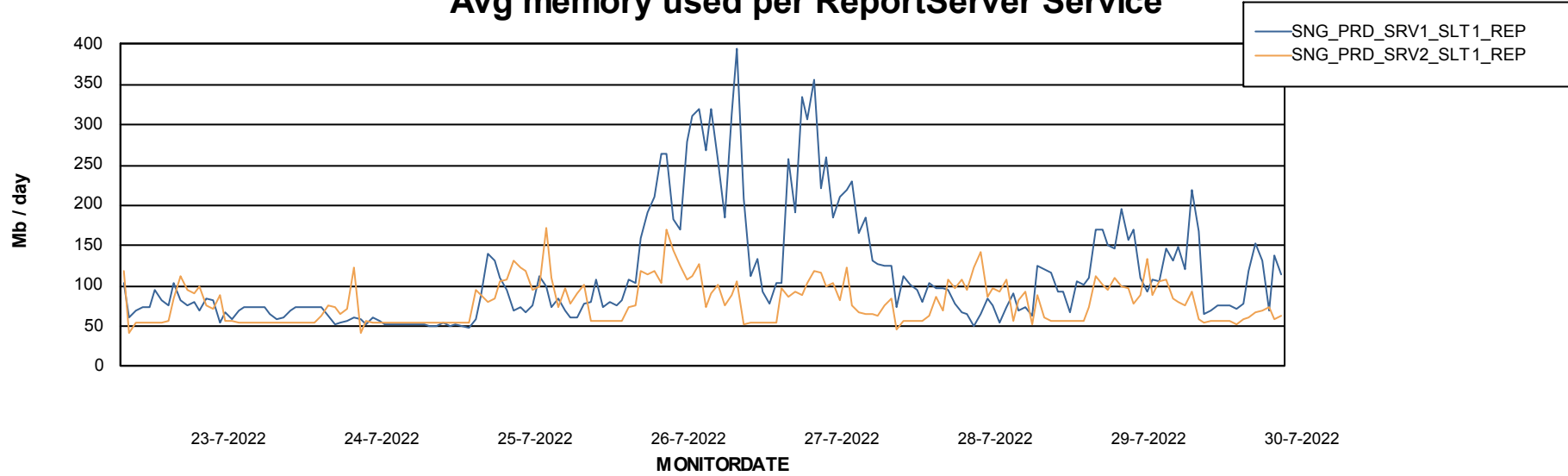
# Weekly SLA Customer Report

Customer SNG\_Production  
Database ID 70



## ABSSolute Application ReportServer Services

### Avg memory used per ReportServer Service



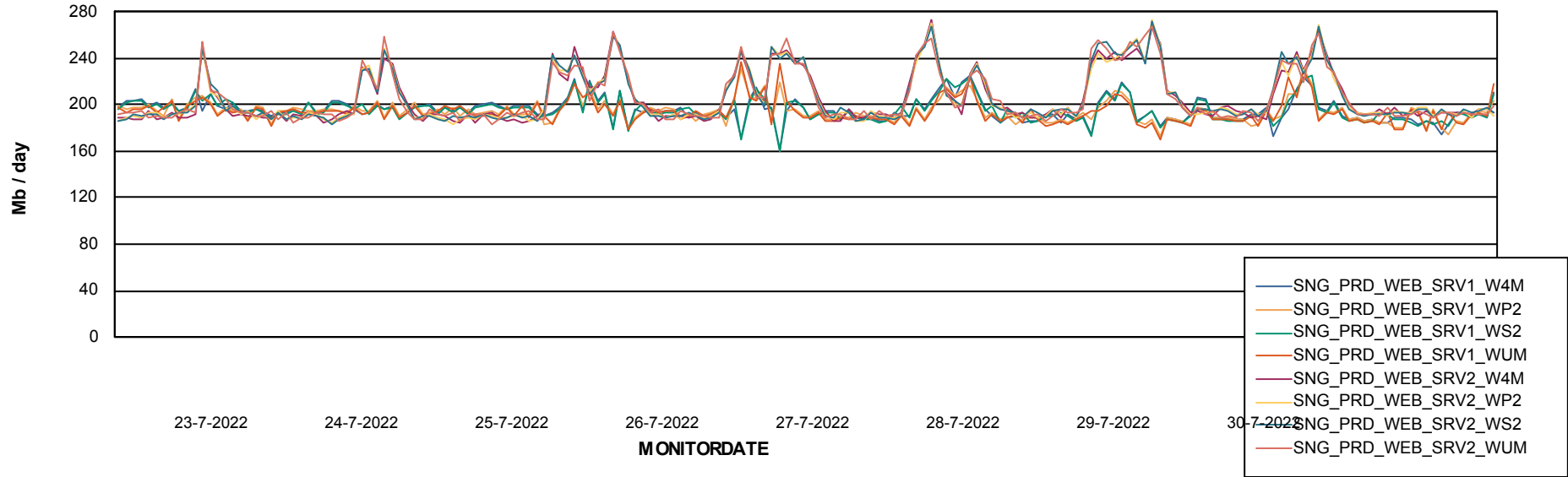
# Weekly SLA Customer Report

Customer SNG\_Production  
Database ID 70



## ABSSolute Web Component Services

### Avg memory used per ABS Web component



# Weekly SLA Customer Report

Customer SNG\_Production  
Database ID 70



## Disaster per ABS component

