

# Weekly SLA Customer Report

Customer KBR\_Production  
Database ID 117



## Harddisk Usage BI-DBSRV

	Free disk space on C: (%)	Total disk space on C: (Gb)	Used disk space on C: (Gb)	Free disk space on D: (%)	Total disk space on D: (Gb)	Used disk space on D: (Gb)	Free disk space on E: (%)	Total disk space on E: (Gb)	Used disk space on E: (Gb)
30-7-2022	25	100	74	91	500	45	56	310	138
29-7-2022	25	100	74	91	500	45	56	310	137
28-7-2022	25	100	74	91	500	45	56	310	138
27-7-2022	25	100	75	91	500	45	55	310	139
26-7-2022	25	100	74	91	500	45	55	310	140
25-7-2022	25	100	74	91	500	45	55	310	138
24-7-2022	25	100	74	91	500	45	55	310	140

## Harddisk Usage KBR\_PRD\_APPSRV1

	Free disk space on C: (%)	Total disk space on C: (Gb)	Used disk space on C: (Gb)
30-7-2022	43	149	85
29-7-2022	40	149	90
28-7-2022	42	149	86
27-7-2022	44	149	84
26-7-2022	44	149	84
25-7-2022	44	149	84
24-7-2022	44	149	84

# Weekly SLA Customer Report

Customer KBR\_Production  
Database ID 117



## Harddisk Usage KBR\_PRD\_APPSRV2

	Free disk space on C: (%)	Total disk space on C: (Gb)	Used disk space on C: (Gb)
30-7-2022	27	99	72
29-7-2022	28	99	72
28-7-2022	27	99	72
27-7-2022	27	99	72
26-7-2022	27	99	72
25-7-2022	28	99	72
24-7-2022	28	99	72

## Harddisk Usage KBR\_PRD\_DB-SRV1

	Free disk space on C: (%)	Total disk space on C: (Gb)	Used disk space on C: (Gb)	Free disk space on D: (%)	Total disk space on D: (Gb)	Used disk space on D: (Gb)	Free disk space on E: (%)	Total disk space on E: (Gb)	Used disk space on E: (Gb)
30-7-2022	38	99	61	95	800	38	88	400	48
29-7-2022	38	99	61	95	800	38	88	400	48
28-7-2022	38	99	61	95	800	38	88	400	49
27-7-2022	39	99	61	95	800	38	88	400	50
26-7-2022	39	99	61	95	800	38	88	400	50
25-7-2022	39	99	61	95	800	38	88	400	50
24-7-2022	39	99	61	95	800	38	87	400	50

# Weekly SLA Customer Report

Customer KBR\_Production  
Database ID 117



## Harddisk Usage KBR\_PRD\_WEBSRV1

	Free disk space on / (%)	Total disk space on / (Gb)	Used disk space on / (Gb)	Free disk space on /boot (%)	Total disk space on /boot (Gb)	Used disk space on /boot (Gb)
30-7-2022	75	55	14	60	1	0
29-7-2022	75	55	14	60	1	0
28-7-2022	75	55	14	60	1	0
27-7-2022	76	55	14	60	1	0
26-7-2022	76	55	13	60	1	0
25-7-2022	76	55	13	60	1	0
24-7-2022	76	55	13	60	1	0

## Harddisk Usage KBR\_PRD\_WEBSRV2

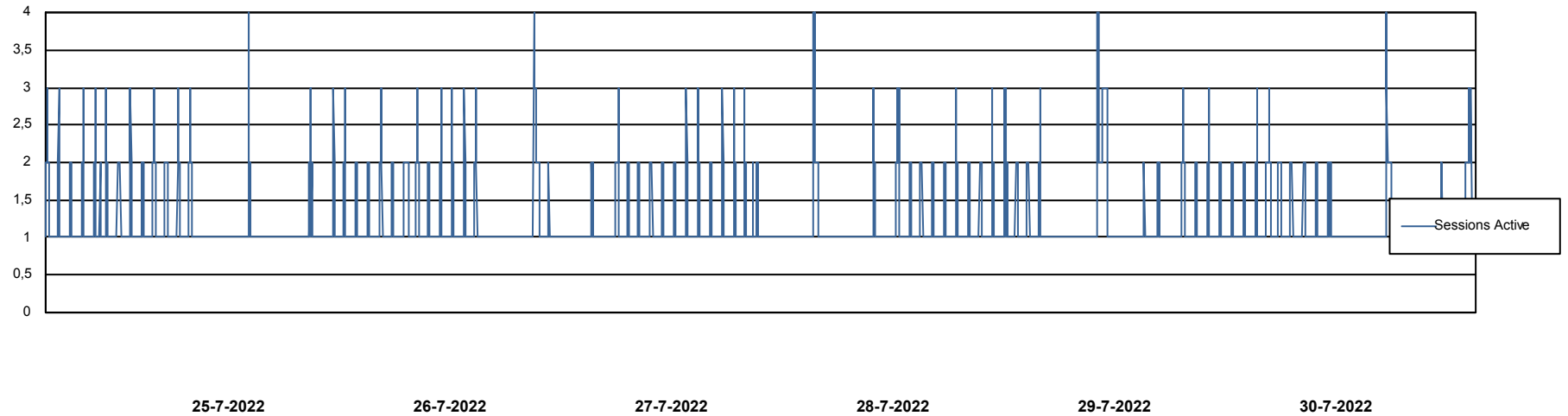
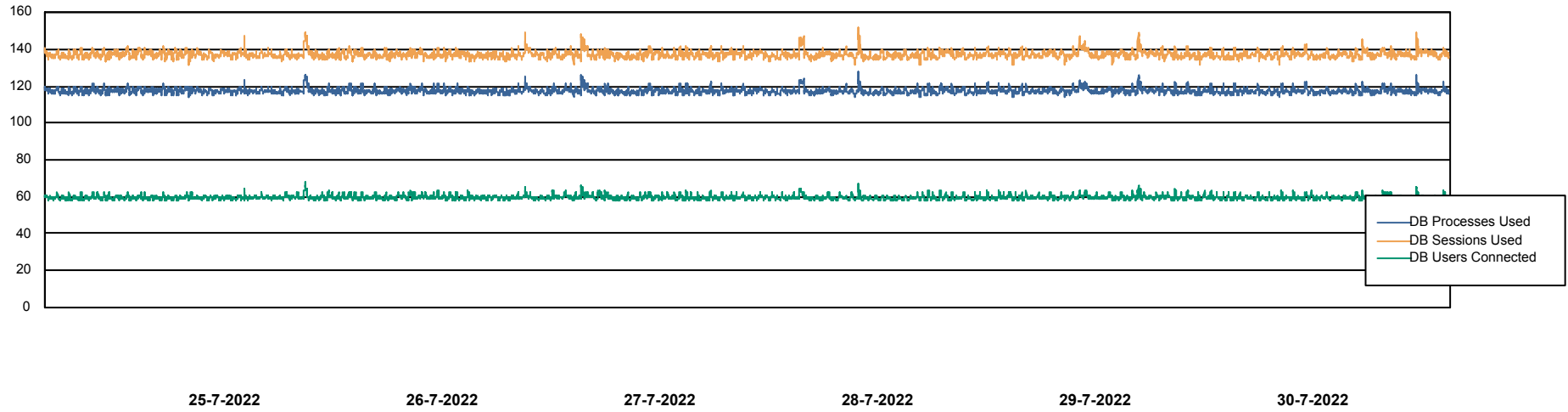
	Free disk space on / (%)	Total disk space on / (Gb)	Used disk space on / (Gb)	Free disk space on /boot (%)	Total disk space on /boot (Gb)	Used disk space on /boot (Gb)
30-7-2022	78	55	12	62	1	0
29-7-2022	78	55	12	62	1	0
28-7-2022	78	55	12	62	1	0
27-7-2022	78	55	12	62	1	0
26-7-2022	78	55	12	62	1	0
25-7-2022	79	55	12	62	1	0
24-7-2022	79	55	12	62	1	0

# Weekly SLA Customer Report

Customer KBR\_Production  
Database ID 117



## Database Performance BI-DBSRV\_DB

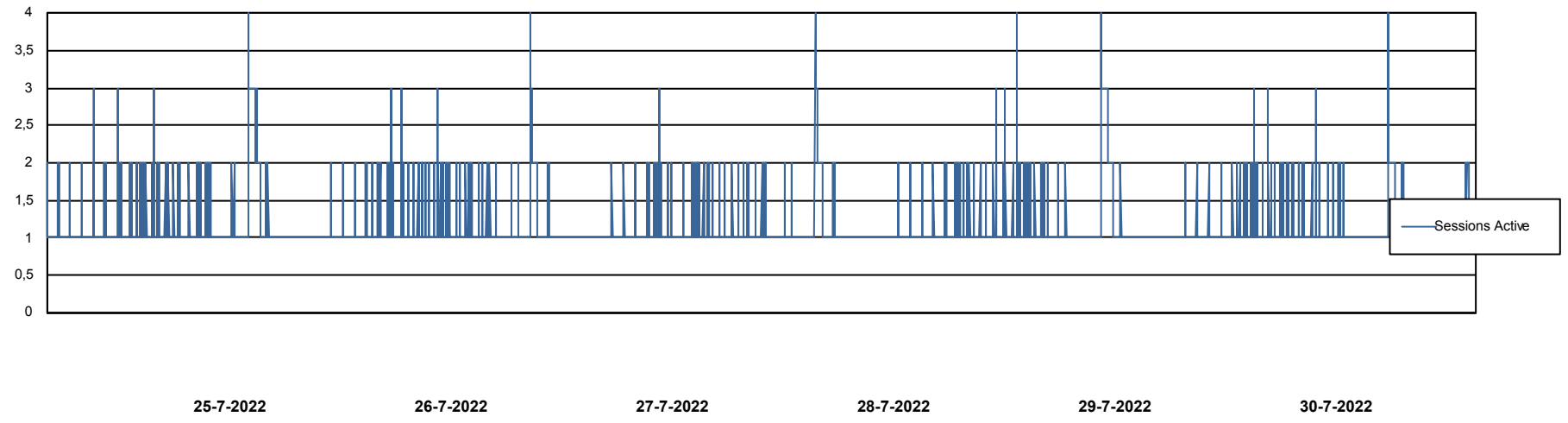
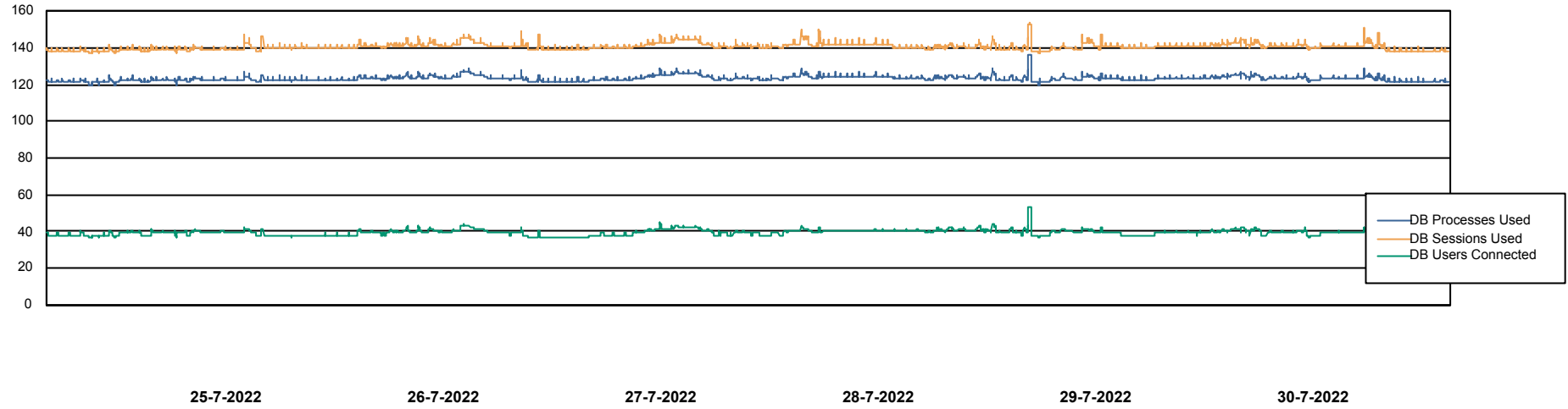


# Weekly SLA Customer Report

Customer KBR\_Production  
Database ID 117



## Database Performance KBR\_PRD\_DB-SRV1\_DB



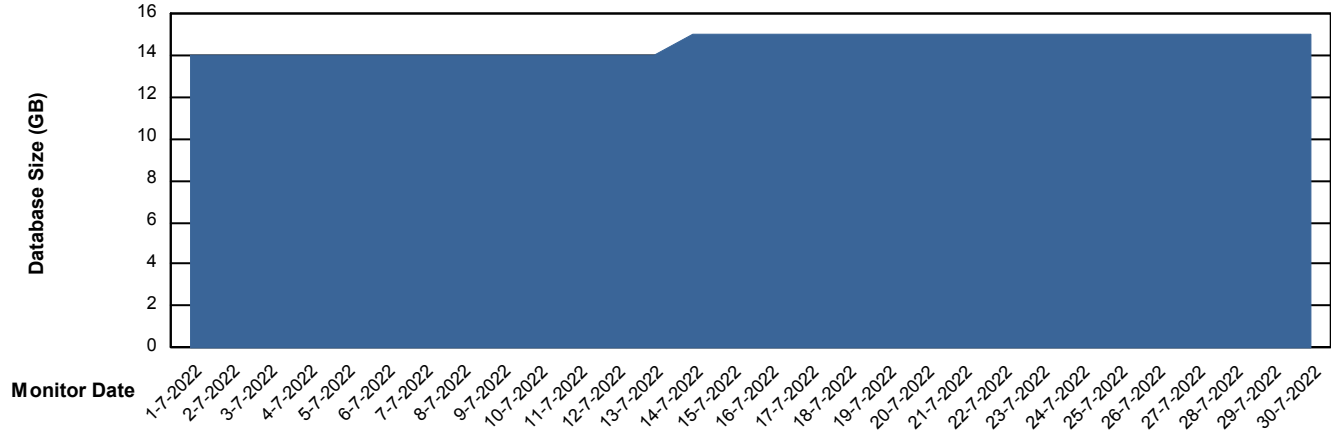
# Weekly SLA Customer Report

Customer KBR\_Production  
Database ID 117



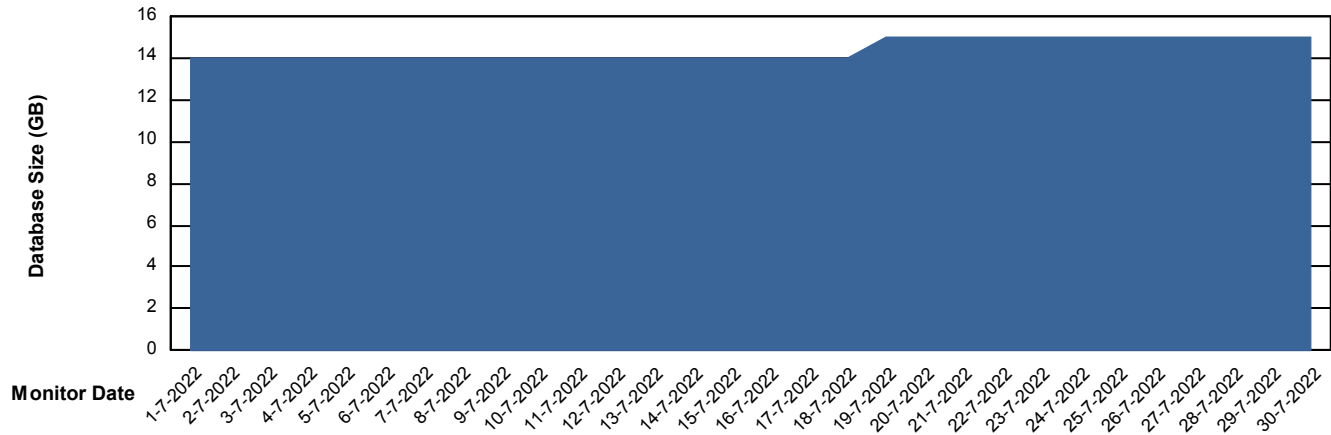
DATABASE SIZE BI-DBSRV\_DB

### Database growth over last month



DATABASE SIZE KBR\_PRD\_DB-SRV1\_DB

### Database growth over last month



# Weekly SLA Customer Report

Customer KBR\_Production  
Database ID 117



## Database Tablespace BI-DBSRV\_DB

Date	Tablespace Name	Filesize (Gb)	Usedsize (Gb)	Percentage free
30-7-2022	ABSDATA	8	6	26
	INDX	8	6	20
29-7-2022	ABSDATA	8	6	26
	INDX	8	6	20
28-7-2022	ABSDATA	8	6	26
	INDX	8	6	20
27-7-2022	ABSDATA	8	6	26
	INDX	8	6	20
26-7-2022	ABSDATA	8	6	26
	INDX	8	6	21
25-7-2022	ABSDATA	8	6	26
	INDX	8	6	21
24-7-2022	ABSDATA	8	6	27
	INDX	8	6	22

# Weekly SLA Customer Report

Customer KBR\_Production  
 Database ID 117



Database Tablespace KBR\_PRD\_DB-SRV1\_DB

Date	Tablespace Name	Filesize (Gb)	Usedsize (Gb)	Percentage free
30-7-2022	ABSDATA	12	7	40
	INDX	8	1	83
29-7-2022	ABSDATA	12	7	40
	INDX	8	1	83
28-7-2022	ABSDATA	12	7	40
	INDX	8	1	83
27-7-2022	ABSDATA	12	7	41
	INDX	8	1	83
26-7-2022	ABSDATA	12	7	41
	INDX	8	1	83
25-7-2022	ABSDATA	12	7	42
	INDX	8	1	83
24-7-2022	ABSDATA	12	7	42
	INDX	8	1	83

BI Status and last ETL error for BI-DBSRV\_DB

	ma 25/7/2022	di 26/7/2022	wo 27/7/2022	do 28/7/2022	vr 29/7/2022	za 30/7/2022
<b>ABS DataWarehouse ETL Health</b>	OK	OK	OK	OK	OK	OK
<b>ABS DWHStaging ETL Health</b>	OK	OK	OK	OK	OK	OK

# Weekly SLA Customer Report

Customer KBR\_Production  
Database ID 117



BI last ETL error for	BI-DBSRV_DB
di, 26-07-2022	None
do, 28-07-2022	None
wo, 27-07-2022	None
vr, 29-07-2022	None
za, 30-07-2022	None
do, 28-07-2022	None
vr, 29-07-2022	None
ma, 25-07-2022	None
ma, 25-07-2022	None
zo, 24-07-2022	None
zo, 24-07-2022	None
di, 26-07-2022	None
wo, 27-07-2022	None
za, 30-07-2022	None

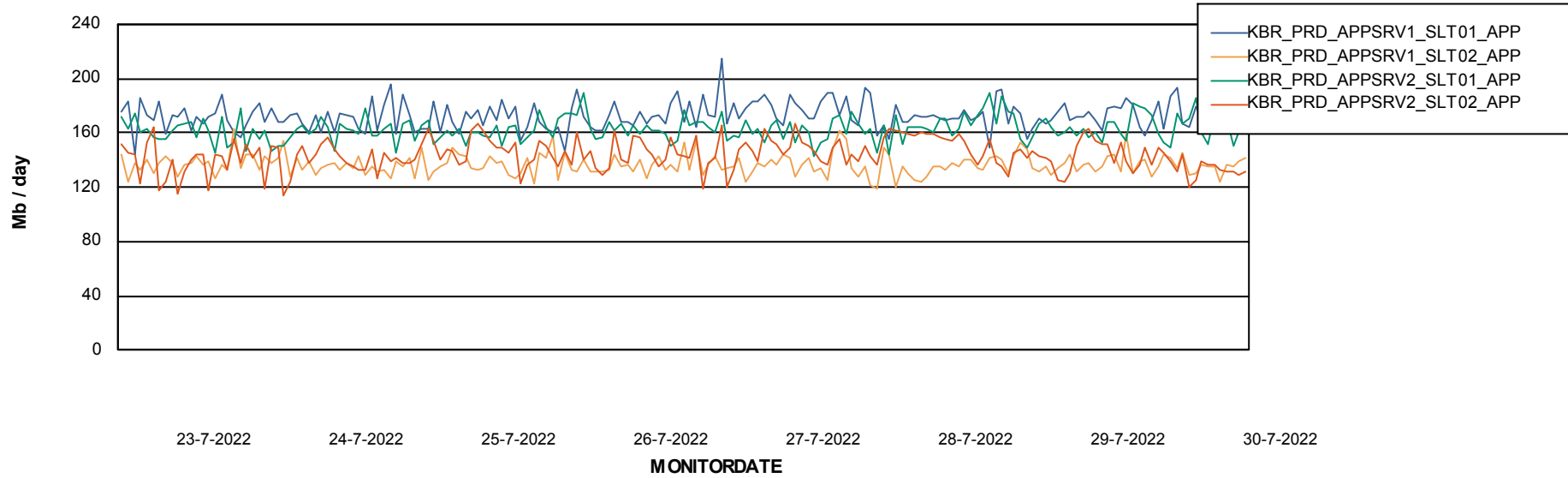
# Weekly SLA Customer Report

Customer KBR\_Production  
Database ID 117



## ABSSolute Application Server Services

### Avg memory used per ABS Server Service



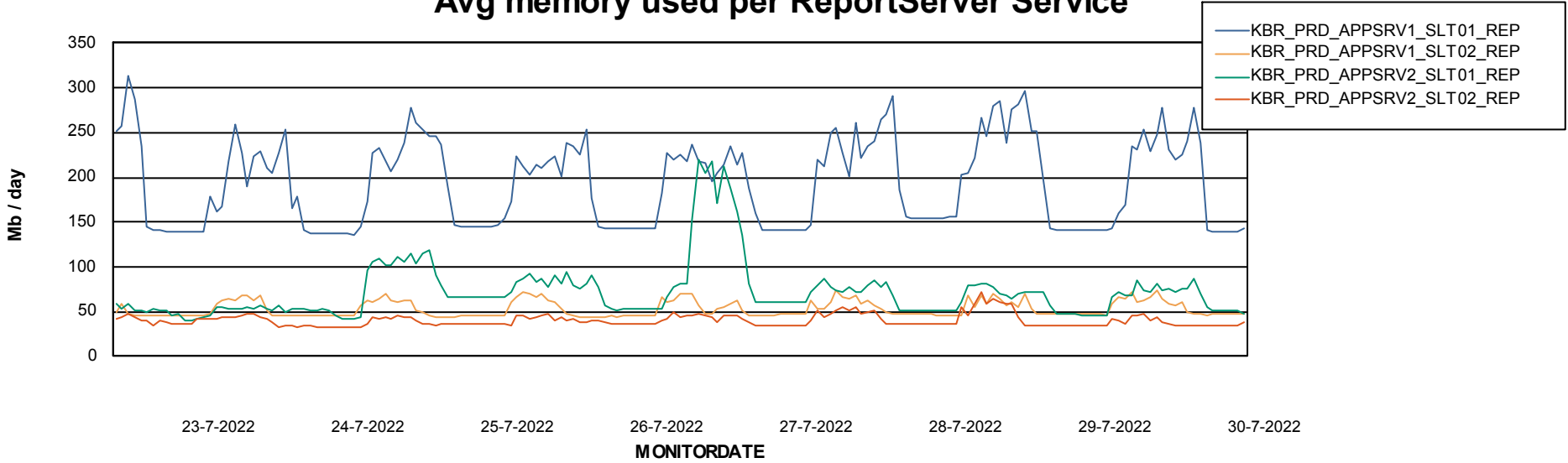
# Weekly SLA Customer Report

Customer KBR\_Production  
Database ID 117

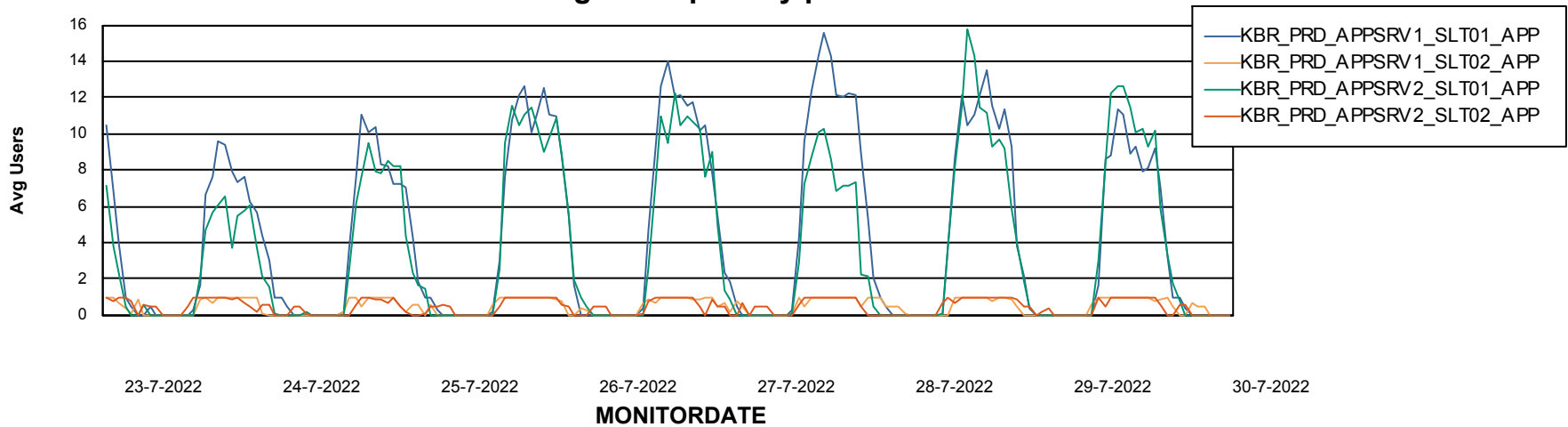


## ABSSolute Application Server Services

### Avg memory used per ReportServer Service



### Avg users per day per ABS server



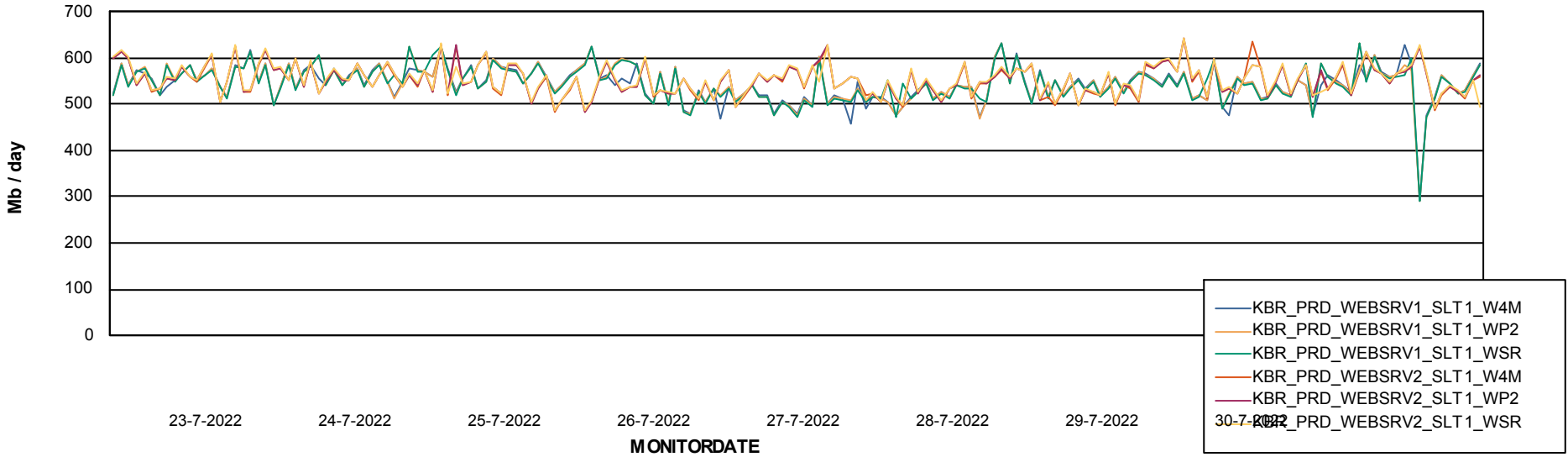
# Weekly SLA Customer Report

Customer KBR\_Production  
Database ID 117



## ABSSolute Web Component Services

### Avg memory used per ABS Web component



# Weekly SLA Customer Report

Customer KBR\_Production  
Database ID 117



## Disaster per ABS component

