

# Weekly SLA Customer Report

Customer ELJ Production  
Database ID 72



## Harddisk Usage ELJ\_PRD\_SVABSSNDIBI01

	Free disk space on / (%)	Total disk space on / (Gb)	Used disk space on / (Gb)	Free disk space on /abs (%)	Total disk space on /abs (Gb)	Used disk space on /abs (Gb)	Free disk space on /home (%)	Total disk space on /home (Gb)	Used disk space on /home (Gb)	Free disk space on /opt (%)
30-7-2022	57	45	19	57	45	19	57	45	19	57
29-7-2022	57	45	19	57	45	19	57	45	19	57
28-7-2022	57	45	19	57	45	19	57	45	19	57
27-7-2022	57	45	19	57	45	19	57	45	19	57
26-7-2022	57	45	19	57	45	19	57	45	19	57
25-7-2022	57	45	19	57	45	19	57	45	19	57
24-7-2022	57	45	19	57	45	19	57	45	19	57

## Harddisk Usage ELJ\_PRD\_SVABSSNDIPAS01

	Free disk space on / (%)	Total disk space on / (Gb)	Used disk space on / (Gb)	Free disk space on /abs (%)	Free disk space on /home (%)
30-7-2022	15	57	49	15	15
29-7-2022	15	57	49	15	15
28-7-2022	15	57	49	15	15
27-7-2022	15	57	49	15	15
26-7-2022	15	57	49	15	15
25-7-2022	15	57	49	15	15
24-7-2022	15	57	49	15	15

# Weekly SLA Customer Report

Customer ELJ Production  
Database ID 72



Harddisk Usage ELJ\_PRD\_SVABSSNDIPAS02

	Free disk space on / (%)	Total disk space on / (Gb)	Used disk space on / (Gb)	Free disk space on /abs (%)	Free disk space on /home (%)
30-7-2022	56	57	25	56	56
29-7-2022	56	57	25	56	56
28-7-2022	56	57	25	56	56
27-7-2022	56	57	25	56	56
26-7-2022	56	57	25	56	56
25-7-2022	56	57	25	56	56
24-7-2022	56	57	25	56	56

Harddisk Usage ELJ\_PRD\_SVABSSNDIPAS03

	Free disk space on / (%)	Total disk space on / (Gb)	Used disk space on / (Gb)	Free disk space on /abs (%)	Free disk space on /home (%)
30-7-2022	76	97	23	76	76
29-7-2022	76	97	23	76	76
28-7-2022	76	97	23	76	76
27-7-2022	76	97	23	76	76
26-7-2022	76	97	23	76	76
25-7-2022	76	97	23	76	76
24-7-2022	76	97	23	76	76

# Weekly SLA Customer Report

Customer ELJ Production  
Database ID 72



## Harddisk Usage ELJ\_PRD\_SVABSSNDIPDB01

	Free disk space on / (%)	Total disk space on / (Gb)	Used disk space on / (Gb)	Free disk space on /abs (%)	Free disk space on /home (%)	Free disk space on /u01 (%)	Total disk space on /u01 (Gb)	Used disk space on /u01 (Gb)	Free disk space on /u02 (%)
30-7-2022	68	160	52	68	68	73	600	160	68
29-7-2022	68	160	52	68	68	73	600	160	68
28-7-2022	68	160	52	68	68	73	600	160	68
27-7-2022	68	160	52	68	68	73	600	160	68
26-7-2022	68	160	52	68	68	73	600	160	68
25-7-2022	68	160	52	68	68	73	600	160	68
24-7-2022	68	160	52	68	68	73	600	160	68

## Harddisk Usage ELJ\_PRD\_SVABSSNDIPDB02

	Free disk space on / (%)	Total disk space on / (Gb)	Used disk space on / (Gb)	Free disk space on /abs (%)	Free disk space on /home (%)	Free disk space on /u01 (%)	Total disk space on /u01 (Gb)	Used disk space on /u01 (Gb)	Free disk space on /u02 (%)
30-7-2022	82	160	29	82	82	72	600	167	82
29-7-2022	82	160	29	82	82	72	600	166	82
28-7-2022	82	160	29	82	82	72	600	166	82
27-7-2022	82	160	29	82	82	72	600	165	82
26-7-2022	82	160	29	82	82	72	600	165	82
25-7-2022	82	160	29	82	82	72	600	165	82
24-7-2022	82	160	29	82	82	72	600	168	82

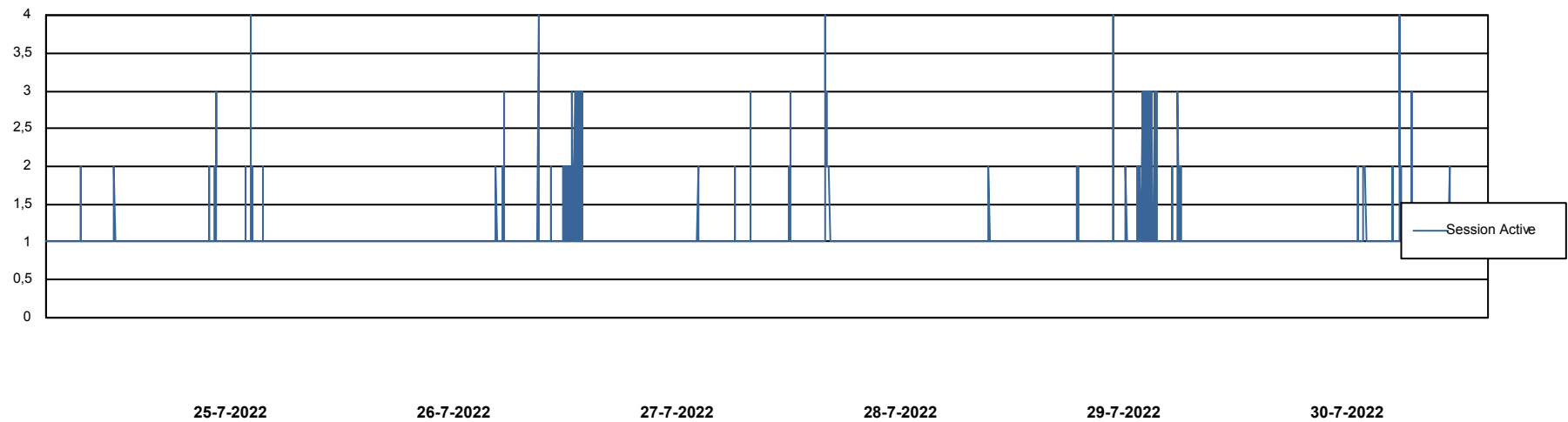
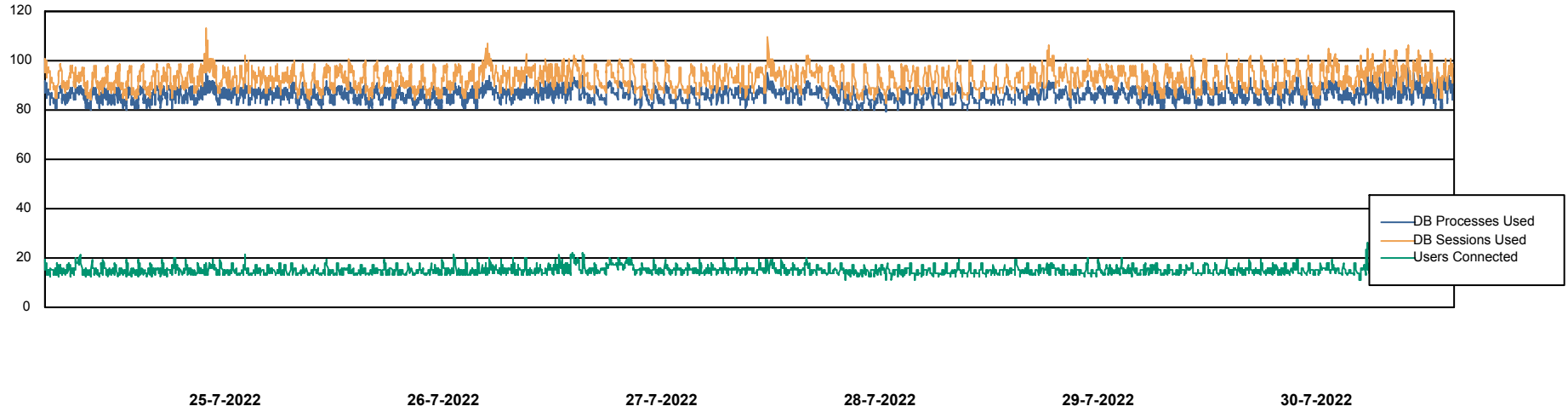
# Weekly SLA Customer Report

Customer ELJ Production  
Database ID 72



## Database Performance ELJDB\_PRD\_BI

DB Processes Max 1,000  
DB Sessions Max 1,524



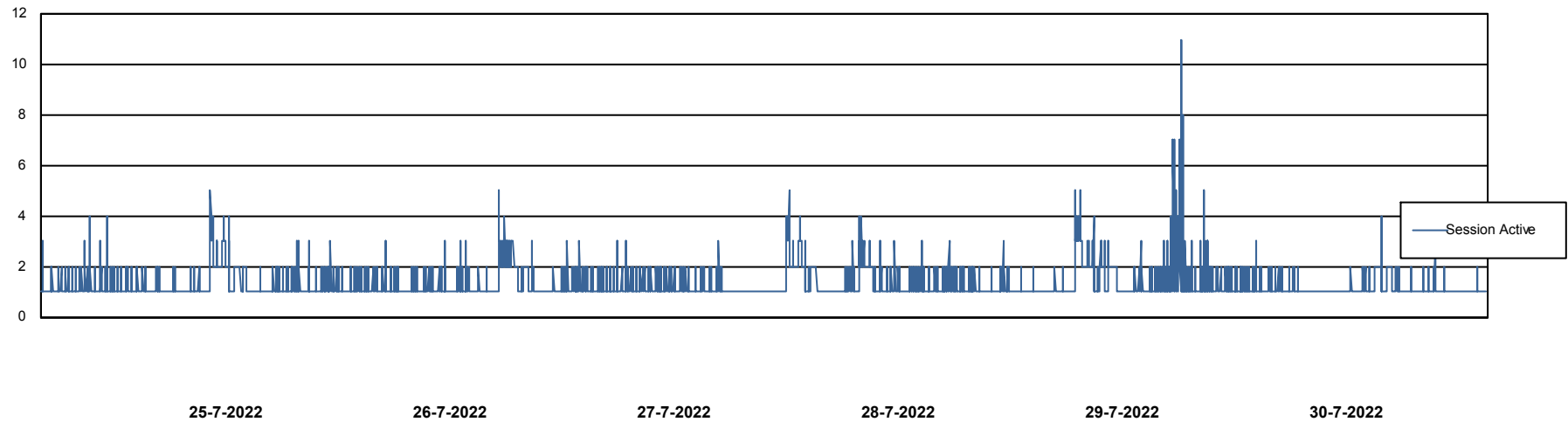
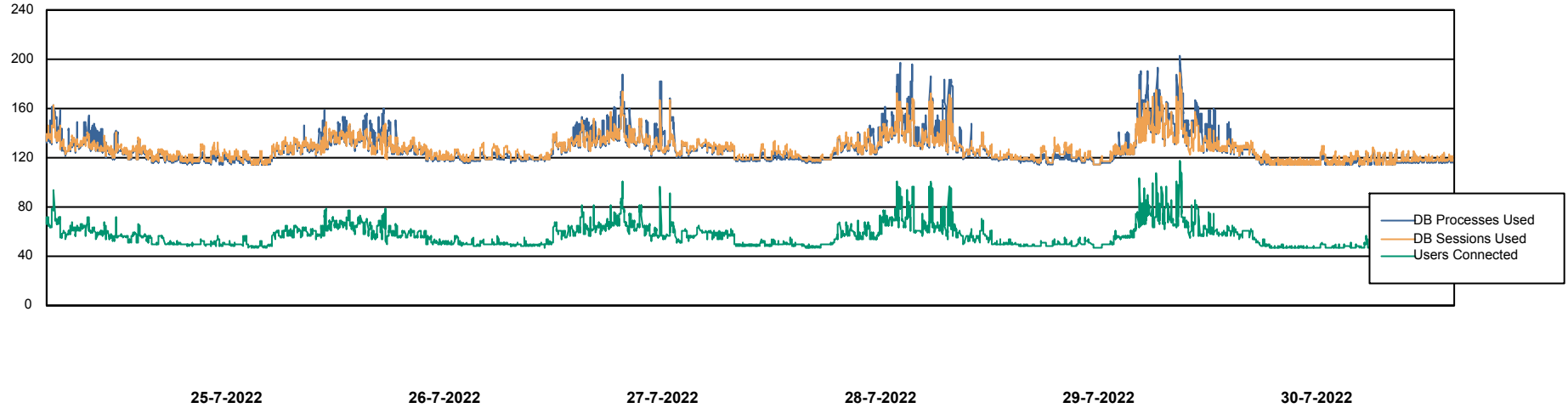
# Weekly SLA Customer Report

Customer ELJ Production  
Database ID 72



## Database Performance ELJDB\_Production

DB Processes Max 600  
DB Sessions Max 924



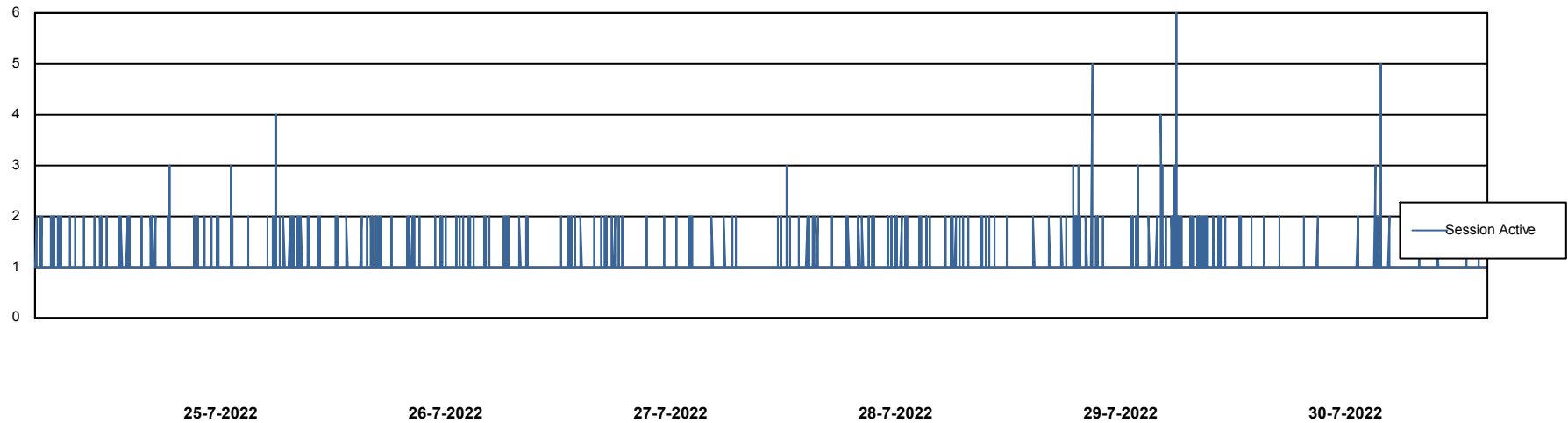

# Weekly SLA Customer Report

Customer ELJ Production  
Database ID 72



## Database Performance ELJDB\_Standby

DB Processes Max 600  
DB Sessions Max 924



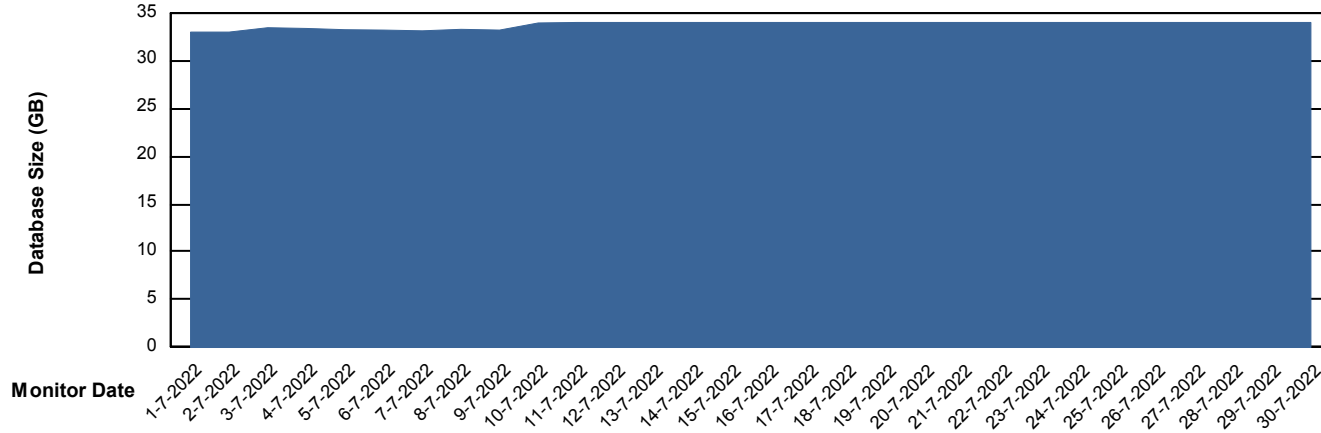
# Weekly SLA Customer Report

Customer ELJ Production  
Database ID 72



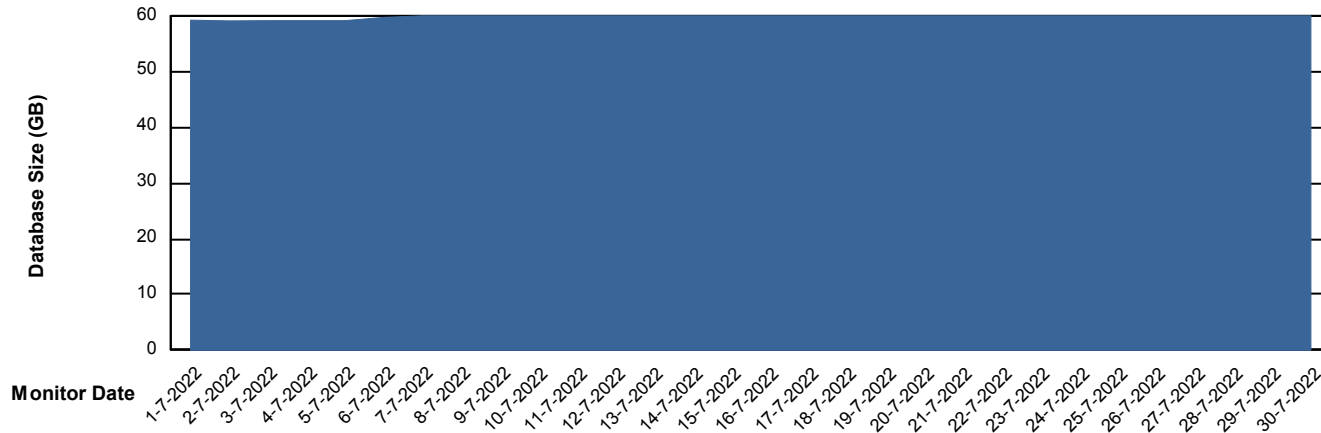
DATABASE SIZE ELJDB\_PRD\_BI

### Database growth over last month



DATABASE SIZE ELJDB\_Production

### Database growth over last month



# Weekly SLA Customer Report

Customer ELJ Production  
Database ID 72



## Database Tablespace ELJDB\_PRD\_BI

Date	Tablespace Name	Filesize (Gb)	Usedsize (Gb)	Percentage free
30-7-2022	ABSDATA	21	13	38
	INDX	23	17	26
29-7-2022	ABSDATA	21	13	38
	INDX	23	17	26
28-7-2022	ABSDATA	21	13	38
	INDX	23	17	26
27-7-2022	ABSDATA	21	13	38
	INDX	23	17	26
26-7-2022	ABSDATA	21	13	38
	INDX	23	17	26
25-7-2022	ABSDATA	21	13	38
	INDX	23	17	26
24-7-2022	ABSDATA	21	13	38
	INDX	23	17	26

# Weekly SLA Customer Report

Customer ELJ Production  
Database ID 72



## Database Tablespace ELJDB\_Production

Date	Tablespace Name	Filesize (Gb)	Usedsize (Gb)	Percentage free
30-7-2022	ABSDATA	47	39	17
	INDX	22	18	18
29-7-2022	ABSDATA	47	39	17
	INDX	22	18	18
28-7-2022	ABSDATA	47	39	17
	INDX	22	18	18
27-7-2022	ABSDATA	47	39	17
	INDX	22	18	18
26-7-2022	ABSDATA	47	39	17
	INDX	22	18	18
25-7-2022	ABSDATA	47	39	17
	INDX	22	18	18
24-7-2022	ABSDATA	47	39	17
	INDX	22	18	18

## BI Status and last ETL error for ELJDB\_PRD\_BI

	zo 24/7/2022	ma 25/7/2022	di 26/7/2022	wo 27/7/2022	do 28/7/2022	vr 29/7/2022	za 30/7/2022
<b>ABS DataWarehouse ETL Health</b>	OK	OK	OK	OK	OK	OK	OK
<b>ABS DWHStaging ETL Health</b>	OK	OK	OK	OK	OK	OK	OK

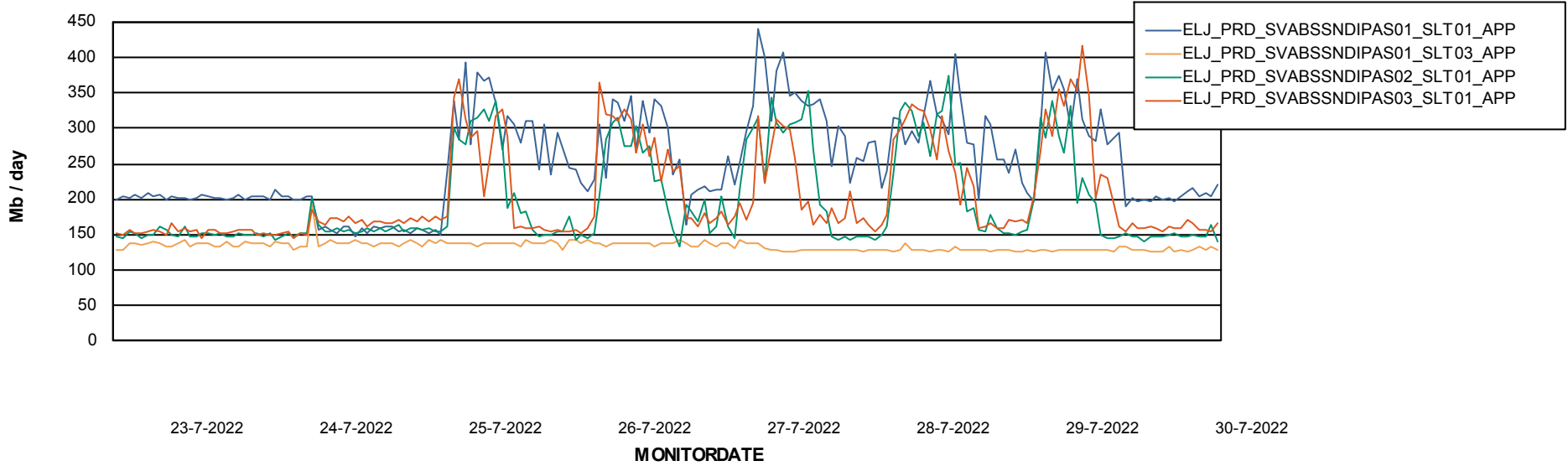
# Weekly SLA Customer Report

Customer ELJ Production  
Database ID 72

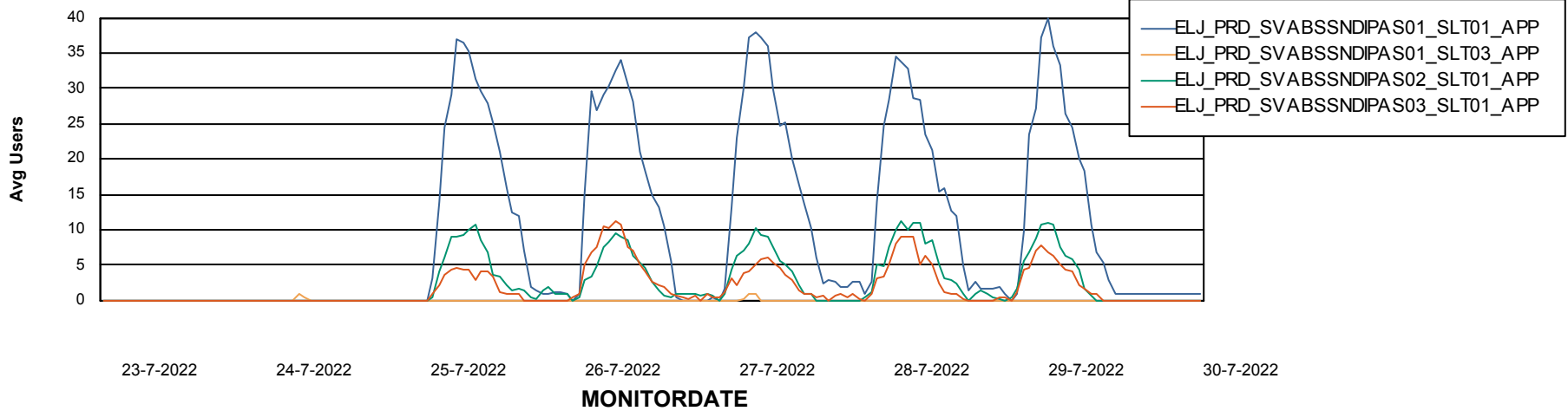


## ABSSolute Application Server Services

### Avg memory used per ABS Server Service



### Avg users per day per ABS server



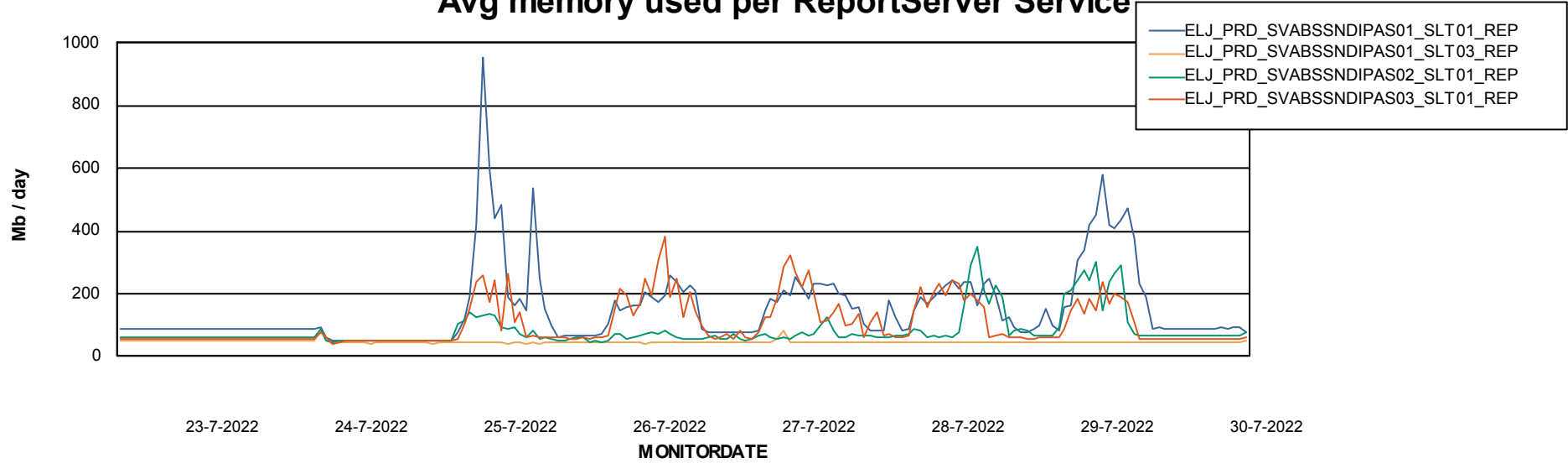
# Weekly SLA Customer Report

Customer ELJ Production  
Database ID 72



## ABSSolute Application ReportServer Services

### Avg memory used per ReportServer Service



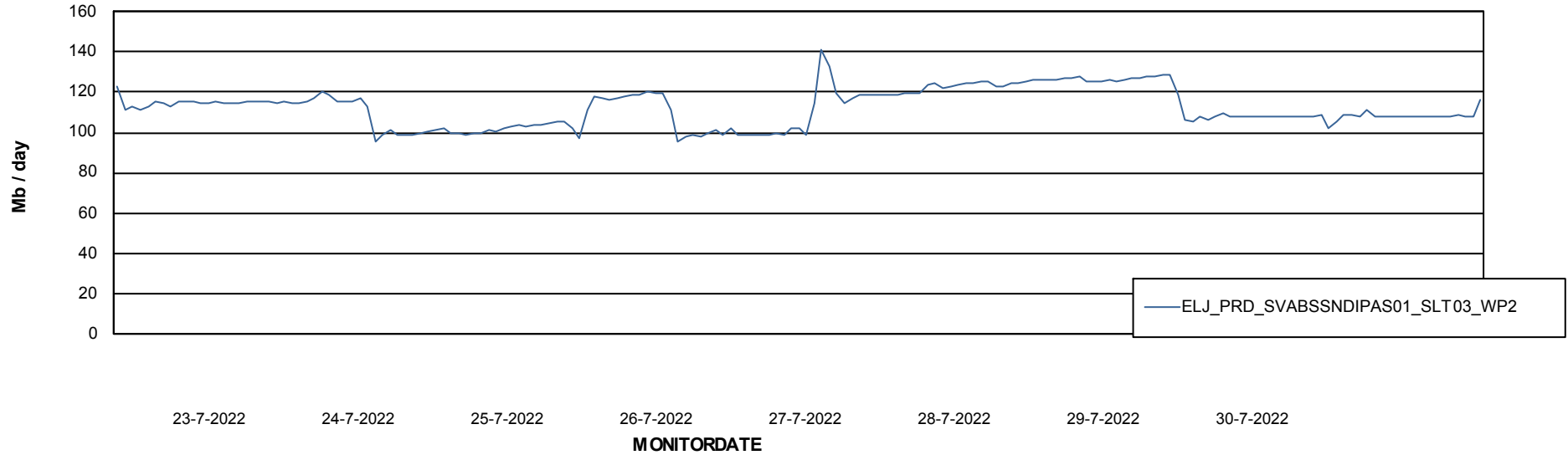
# Weekly SLA Customer Report

Customer ELJ Production  
Database ID 72



## ABSSolute Web Component Services

### Avg memory used per ABS Web component



# Weekly SLA Customer Report

Customer ELJ Production  
Database ID 72



## Disaster per ABS component

