

# Weekly SLA Customer Report

Customer BNL\_Production  
Database ID 83



## Harddisk Usage BNL\_PRD\_BSNLP-VM-ABSD02

	Free disk space on C: (%)	Total disk space on C: (Gb)	Used disk space on C: (Gb)	Free disk space on D: (%)	Total disk space on D: (Gb)	Used disk space on D: (Gb)	Free disk space on E: (%)	Total disk space on E: (Gb)	Used disk space on E: (Gb)	Free disk space on F: (%)
30-7-2022	54	127	58	62	1,512	572	85	500	74	80
29-7-2022	54	127	58	61	1,512	585	83	500	85	80
28-7-2022	54	127	58	62	1,512	574	85	500	74	80
27-7-2022	54	127	58	65	1,512	522	88	500	62	80
26-7-2022	54	127	58	65	1,512	526	89	500	55	80
25-7-2022	54	127	58	65	1,512	525	88	500	62	80
24-7-2022	54	127	58	65	1,512	525	89	500	57	80

## Harddisk Usage BNL\_PRD\_BSNLP-VM-ABSD03

	Free disk space on C: (%)	Total disk space on C: (Gb)	Used disk space on C: (Gb)	Free disk space on D: (%)	Total disk space on D: (Gb)	Used disk space on D: (Gb)	Free disk space on E: (%)	Total disk space on E: (Gb)	Used disk space on E: (Gb)	Free disk space on F: (%)
30-7-2022	53	127	60	83	1,512	253	77	500	116	80
29-7-2022	53	127	60	81	1,512	282	77	500	117	80
28-7-2022	53	127	60	82	1,512	268	76	500	120	80
27-7-2022	53	127	60	85	1,512	220	76	500	119	80
26-7-2022	53	127	60	85	1,512	220	76	500	118	80
25-7-2022	53	127	60	85	1,512	222	77	500	115	80
24-7-2022	53	127	60	85	1,512	222	77	500	113	80

# Weekly SLA Customer Report

Customer BNL\_Production  
Database ID 83



Harddisk Usage BNL\_PRD\_bsnlp-vm-absw01

	Free disk space on C: (%)	Total disk space on C: (Gb)	Used disk space on C: (Gb)	Free disk space on D: (%)	Total disk space on D: (Gb)	Used disk space on D: (Gb)	Free disk space on E: (%)	Total disk space on E: (Gb)	Used disk space on E: (Gb)
30-7-2022	74	127	32	97	128	4	91	16	1
29-7-2022	75	127	32	97	128	4	91	16	1
28-7-2022	74	127	32	97	128	4	91	16	1
27-7-2022	74	127	33	97	128	4	91	16	1
26-7-2022	74	127	33	97	128	4	91	16	1
25-7-2022	74	127	33	97	128	4	91	16	1
24-7-2022	74	127	33	97	128	4	91	16	1

Harddisk Usage BNL\_PRD\_vm-absa01

	Free disk space on C: (%)	Total disk space on C: (Gb)	Used disk space on C: (Gb)	Free disk space on D: (%)	Total disk space on D: (Gb)	Used disk space on D: (Gb)	Free disk space on E: (%)	Total disk space on E: (Gb)	Used disk space on E: (Gb)
30-7-2022	73	127	34	80	127	25	92	64	5
29-7-2022	74	127	33	80	127	25	92	64	5
28-7-2022	73	127	34	80	127	25	92	64	5
27-7-2022	73	127	34	80	127	25	92	64	5
26-7-2022	73	127	34	80	127	25	92	64	5
25-7-2022	73	127	34	80	127	25	92	64	5
24-7-2022	73	127	34	80	127	25	92	64	5

# Weekly SLA Customer Report

Customer BNL\_Production  
Database ID 83



## Harddisk Usage BNL\_PRD\_vm-absa02

	Free disk space on C: (%)	Total disk space on C: (Gb)	Used disk space on C: (Gb)	Free disk space on D: (%)	Total disk space on D: (Gb)	Used disk space on D: (Gb)	Free disk space on F: (%)	Total disk space on F: (Gb)	Used disk space on F: (Gb)
30-7-2022	75	127	32	69	127	39	92	64	5
29-7-2022	75	127	32	70	127	39	92	64	5
28-7-2022	74	127	33	70	127	39	92	64	5
27-7-2022	74	127	33	70	127	39	92	64	5
26-7-2022	74	127	33	70	127	39	92	64	5
25-7-2022	74	127	33	70	127	38	92	64	5
24-7-2022	74	127	33	70	127	38	92	64	5

## Harddisk Usage BNL\_PRD\_vm-absa03

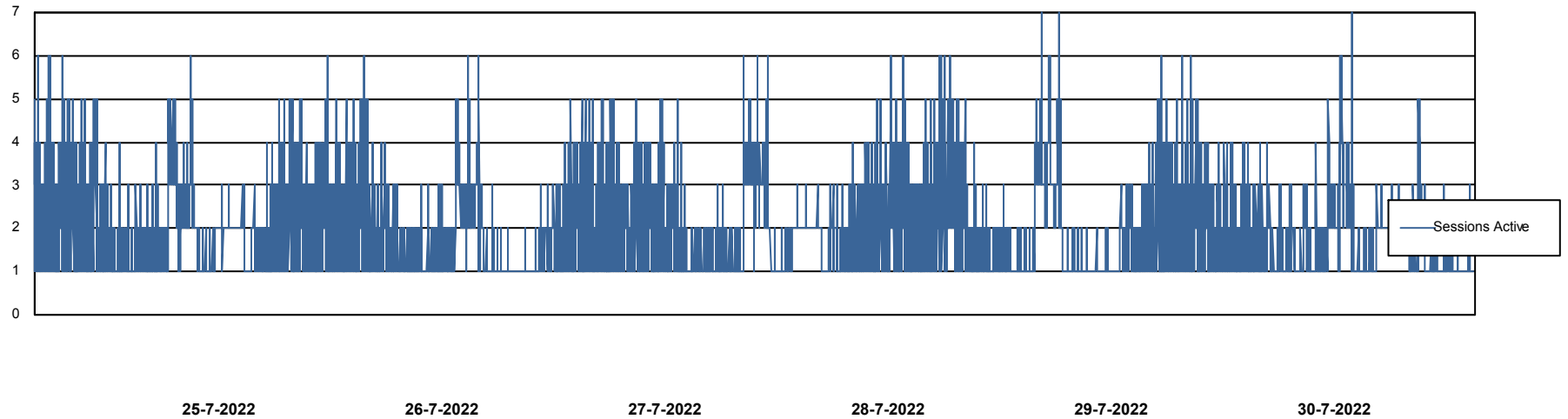
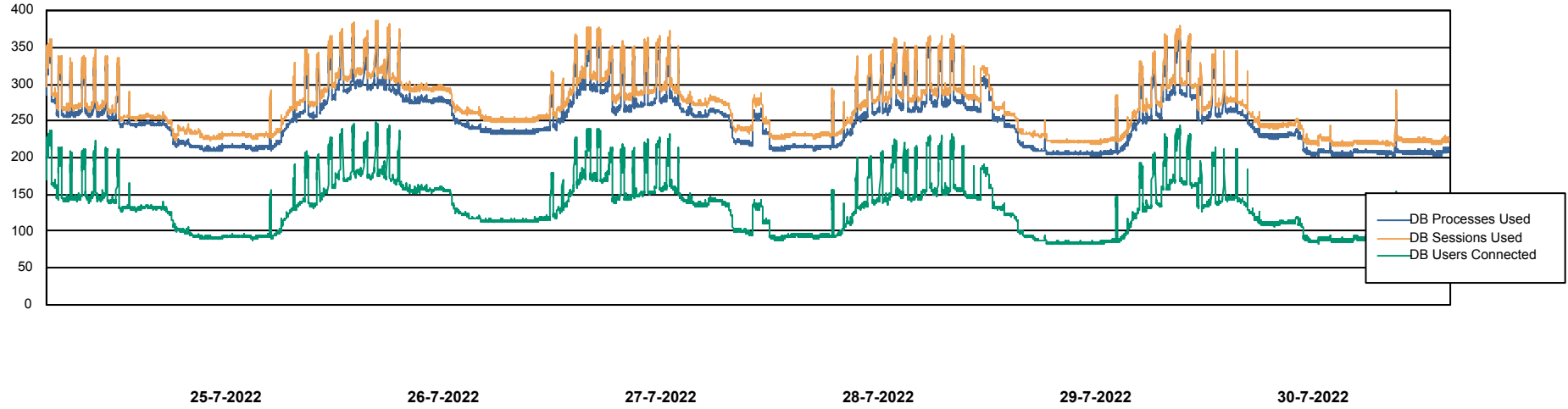
	Free disk space on C: (%)	Total disk space on C: (Gb)	Used disk space on C: (Gb)	Free disk space on D: (%)	Total disk space on D: (Gb)	Used disk space on D: (Gb)	Free disk space on F: (%)	Total disk space on F: (Gb)	Used disk space on F: (Gb)
30-7-2022	66	127	43	54	127	59	92	64	5
29-7-2022	65	127	44	54	127	59	92	64	5
28-7-2022	65	127	44	54	127	58	92	64	5
27-7-2022	66	127	43	54	127	58	92	64	5
26-7-2022	65	127	44	54	127	58	92	64	5
25-7-2022	65	127	44	54	127	58	92	64	5
24-7-2022	65	127	44	54	127	58	92	64	5

# Weekly SLA Customer Report

Customer BNL\_Production  
Database ID 83



## Database Performance BNLDB\_Production\_New

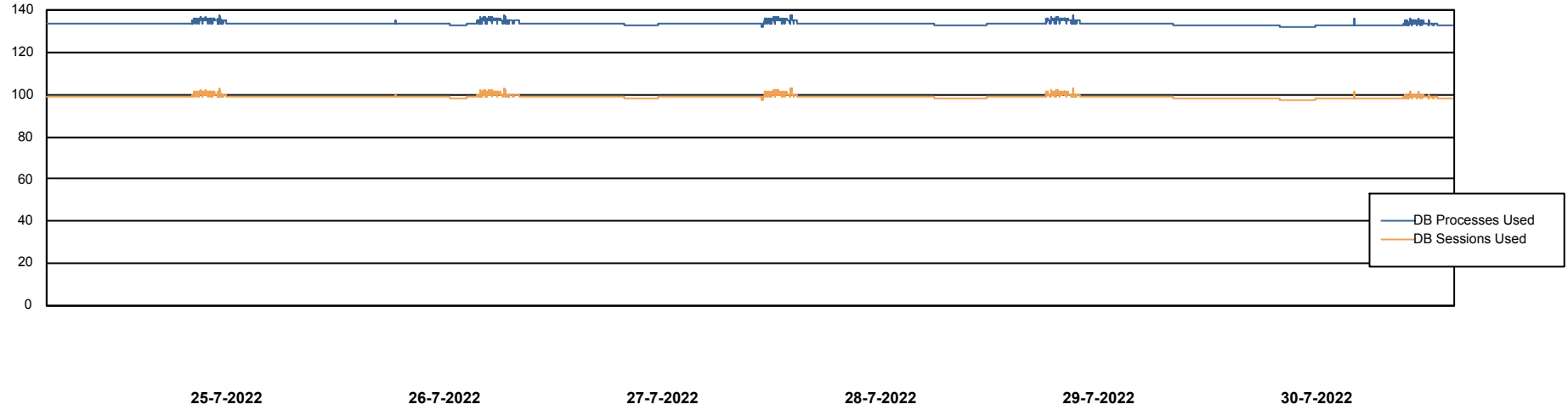


# Weekly SLA Customer Report

Customer BNL\_Production  
Database ID 83

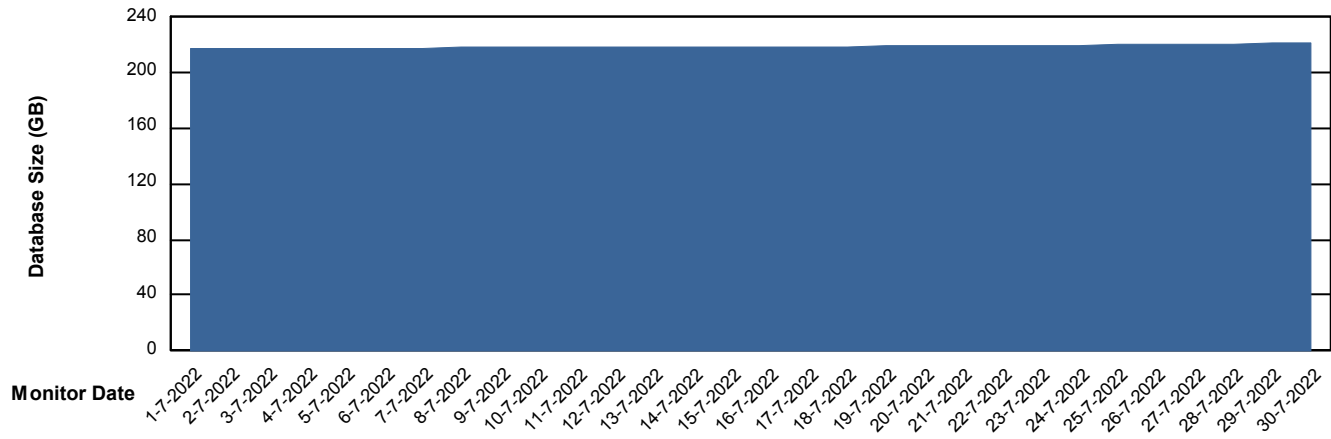


## Database Performance BNLDB\_Standby



## DATABASE SIZE BNLDB\_Production\_New

### Database growth over last month



# Weekly SLA Customer Report

Customer BNL\_Production  
 Database ID 83

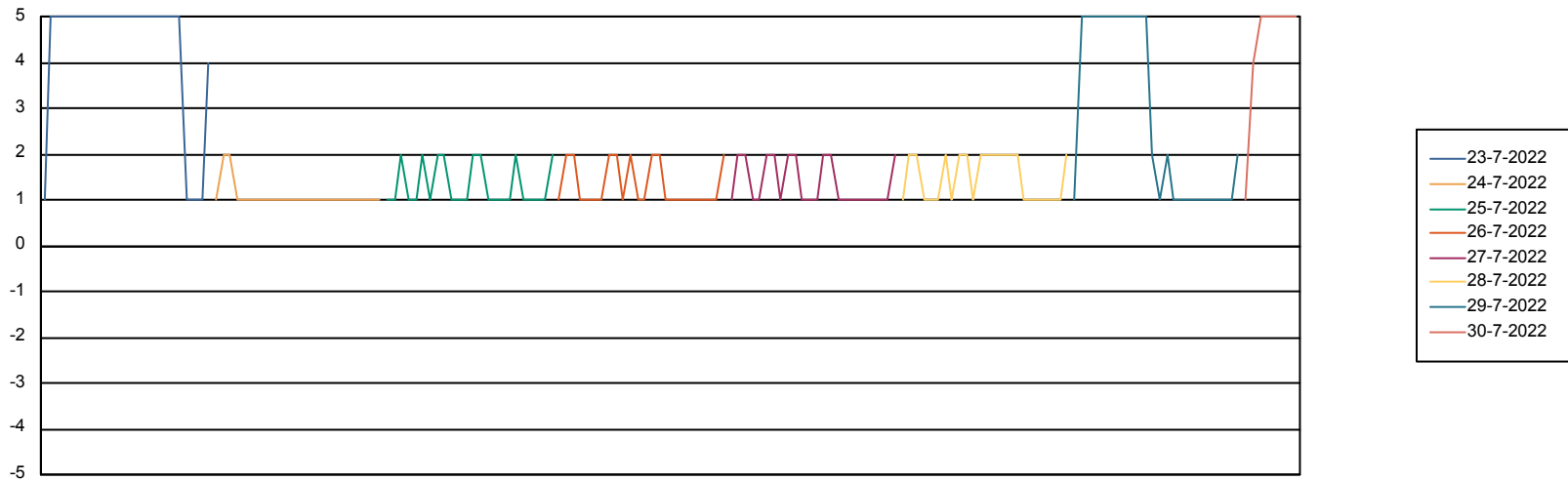


Database Tablespace BNLDB\_Production\_New

Date	Tablespace Name	Filesize (Gb)	Usedsize (Gb)	Percentage free
30-7-2022	ABSDATA	105	73	31
	INDX	200	139	30
29-7-2022	ABSDATA	105	73	31
	INDX	200	139	30
28-7-2022	ABSDATA	105	73	31
	INDX	200	139	31
27-7-2022	ABSDATA	105	72	31
	INDX	200	139	31
26-7-2022	ABSDATA	105	72	31
	INDX	200	139	31
25-7-2022	ABSDATA	105	72	31
	INDX	200	139	31
24-7-2022	ABSDATA	105	72	31
	INDX	200	138	31

Standby Database Health BNL\_Production

Recovery lag for last 7 days



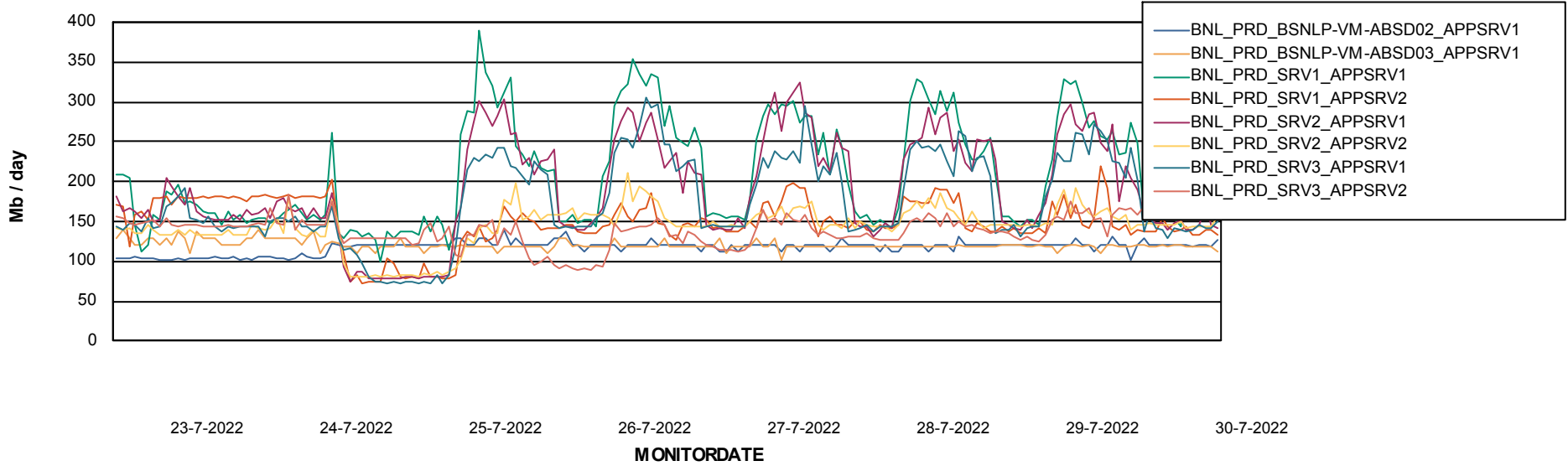
# Weekly SLA Customer Report

Customer BNL\_Production  
Database ID 83

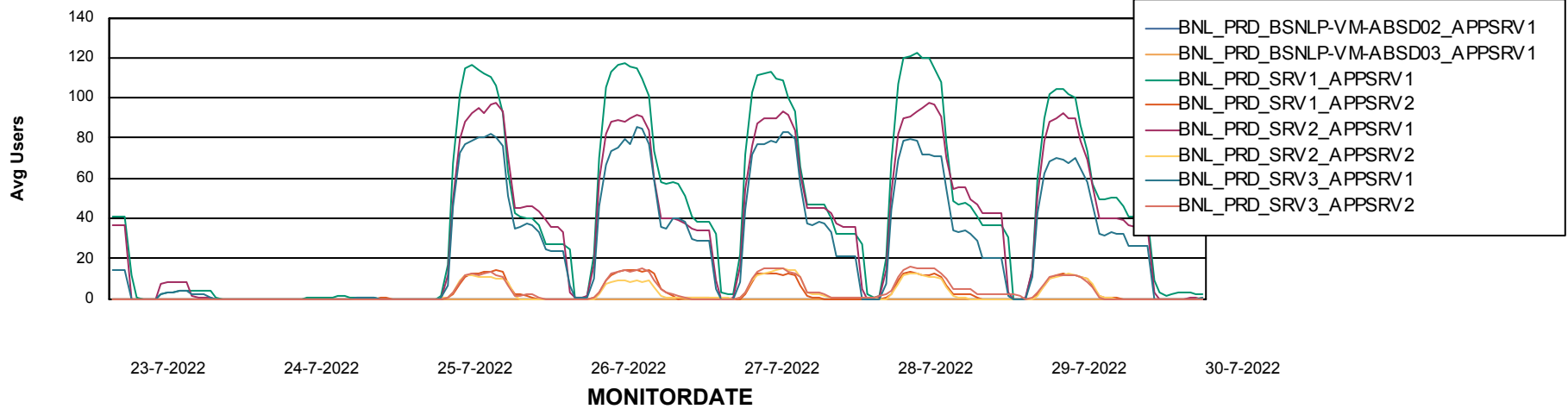


## ABSSolute Application Server Services

### Avg memory used per ABS Server Service



### Avg users per day per ABS server



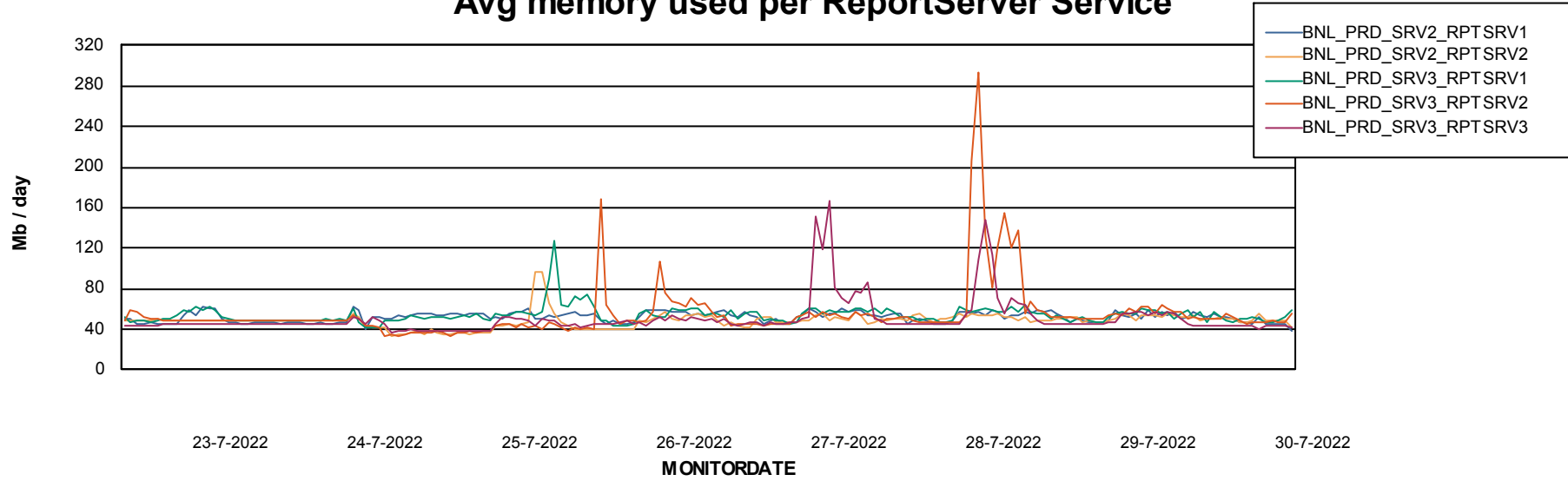
# Weekly SLA Customer Report

Customer BNL\_Production  
Database ID 83



## ABSolute Web Component Services

### Avg memory used per ReportServer Service



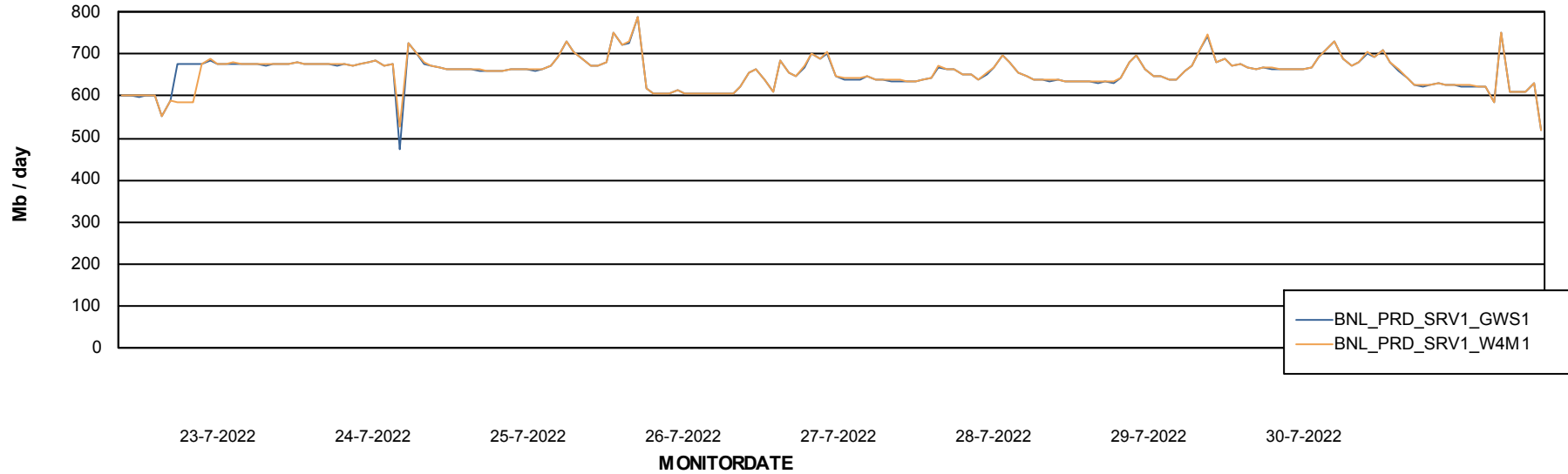
# Weekly SLA Customer Report

Customer BNL\_Production  
Database ID 83



## ABSSolute Web Component Services

### Avg memory used per ABS Web component



# Weekly SLA Customer Report

Customer BNL\_Production  
Database ID 83



## Disaster per ABS component

