

Weekly SLA Customer Report

Customer SNG_Production
 Database ID 70



Harddisk Usage SNG_PRD_ORACLE1

	Free disk space on / (%)	Total disk space on / (Gb)	Used disk space on / (Gb)	Used disk space on /boot (Gb)	Free disk space on /home (%)	Total disk space on /home (Gb)	Used disk space on /home (Gb)	Free disk space on /u01 (%)	Total disk space on /u01 (Gb)	Used disk space on /u01 (Gb)
9-7-2022	41	550	325	0	100	561	0	88	150	18
8-7-2022	41	550	325	0	100	561	0	88	150	18
7-7-2022	41	550	325	0	100	561	0	88	150	18
6-7-2022	41	550	325	0	100	561	0	88	150	18
5-7-2022	41	550	325	0	100	561	0	88	150	17
4-7-2022	41	550	325	0	100	561	0	88	150	17
3-7-2022	41	550	325	0	100	561	0	88	150	17

Harddisk Usage SNG_PRD_SVR1_ABSAPP1

	Free disk space on C: (%)	Total disk space on C: (Gb)	Used disk space on C: (Gb)	Free disk space on D: (%)	Total disk space on D: (Gb)	Used disk space on D: (Gb)	Free disk space on Z: (%)	Total disk space on Z: (Gb)	Used disk space on Z: (Gb)
9-7-2022	26	40	29	62	80	31	0	5	5
8-7-2022	26	40	29	62	80	31	0	5	5
7-7-2022	26	40	29	62	80	30	0	5	5
6-7-2022	26	40	29	62	80	30	0	5	5
5-7-2022	26	40	29	62	80	30	0	5	5
4-7-2022	26	40	29	63	80	30	0	5	5
3-7-2022	26	40	29	62	80	30	0	5	5

Weekly SLA Customer Report

Customer SNG_Production
 Database ID 70



Harddisk Usage SNG_PRD_SVR1_ABSWEB1

	Free disk space on C: (%)	Total disk space on C: (Gb)	Used disk space on C: (Gb)	Free disk space on D: (%)	Total disk space on D: (Gb)	Used disk space on D: (Gb)
9-7-2022	31	40	27	0	5	5
8-7-2022	31	40	27	0	5	5
7-7-2022	31	40	27	0	5	5
6-7-2022	32	40	27	0	5	5
5-7-2022	32	40	27	0	5	5
4-7-2022	32	40	27	0	5	5
3-7-2022	32	40	27	0	5	5

Harddisk Usage SNG_PRD_SVR1_ABSWEB2

	Free disk space on C: (%)	Total disk space on C: (Gb)	Used disk space on C: (Gb)	Free disk space on D: (%)	Total disk space on D: (Gb)	Used disk space on D: (Gb)
9-7-2022	38	40	25	0	5	5
8-7-2022	38	40	25	0	5	5
7-7-2022	38	40	25	0	5	5
6-7-2022	38	40	24	0	5	5
5-7-2022	39	40	24	0	5	5
4-7-2022	37	40	25	0	5	5
3-7-2022	37	40	25	0	5	5

Weekly SLA Customer Report

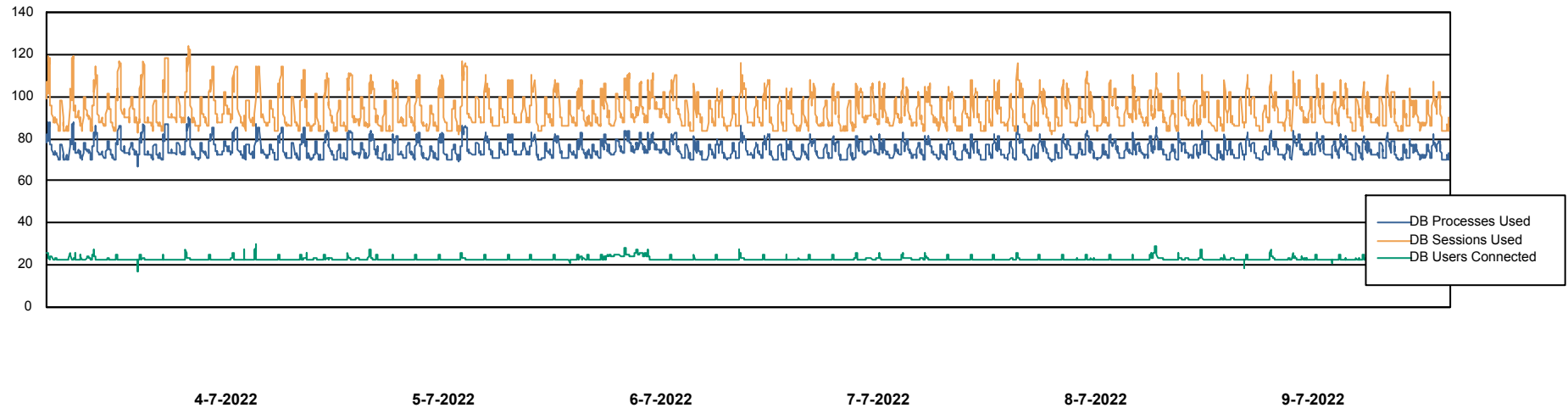
Customer SNG_Production
 Database ID 70



Harddisk Usage SNG_PRD_SVR2_ABSAPP2

	Free disk space on C: (%)	Total disk space on C: (Gb)	Used disk space on C: (Gb)	Free disk space on D: (%)	Total disk space on D: (Gb)	Used disk space on D: (Gb)	Free disk space on Z: (%)	Total disk space on Z: (Gb)	Used disk space on Z: (Gb)
9-7-2022	33	40	26	92	80	6	0	5	5
8-7-2022	33	40	26	92	80	6	0	5	5
7-7-2022	33	40	27	92	80	6	0	5	5
6-7-2022	33	40	27	92	80	6	0	5	5
5-7-2022	33	40	27	92	80	6	0	5	5
4-7-2022	33	40	27	92	80	6	0	5	5
3-7-2022	33	40	27	92	80	6	0	5	5

Database Performance SNG_PRD_ORACLE1



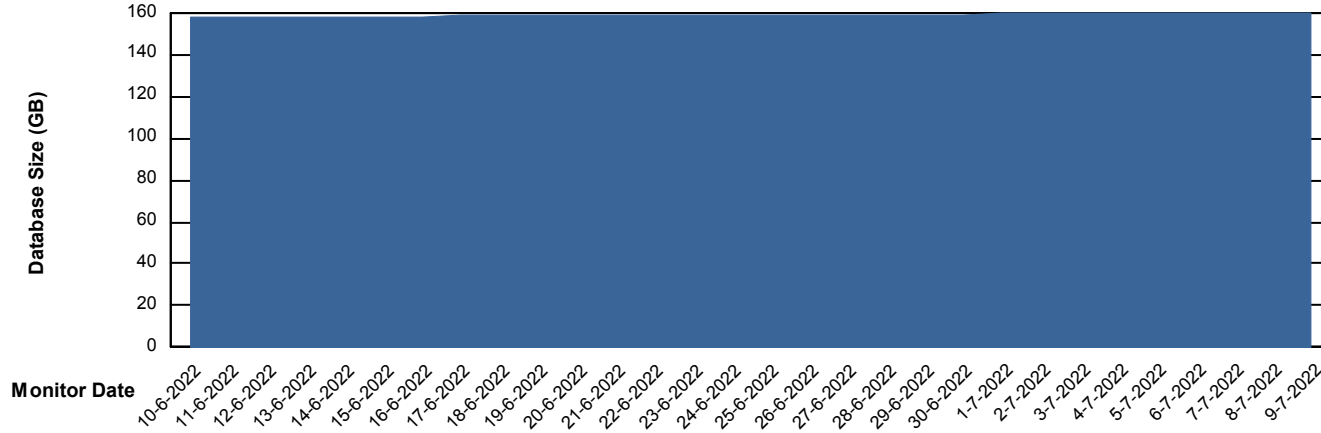
Weekly SLA Customer Report

Customer SNG_Production
 Database ID 70



DATABASE SIZE SNG_PRD_ORACLE1

Database growth over last month



Database Tablespace SNG_PRD_ORACLE1

Date	Tablespace Name	Filesize (Gb)	Usedsize (Gb)	Percentage free
9-7-2022	ABSDATA	48	35	28
	INDX	110	91	17
8-7-2022	ABSDATA	48	35	28
	INDX	110	91	17
7-7-2022	ABSDATA	48	35	28
	INDX	110	91	17
6-7-2022	ABSDATA	48	35	28
	INDX	110	91	17
5-7-2022	ABSDATA	48	35	28
	INDX	110	91	17
4-7-2022	ABSDATA	48	35	28
	INDX	110	91	17
3-7-2022	ABSDATA	48	34	28
	INDX	110	91	17

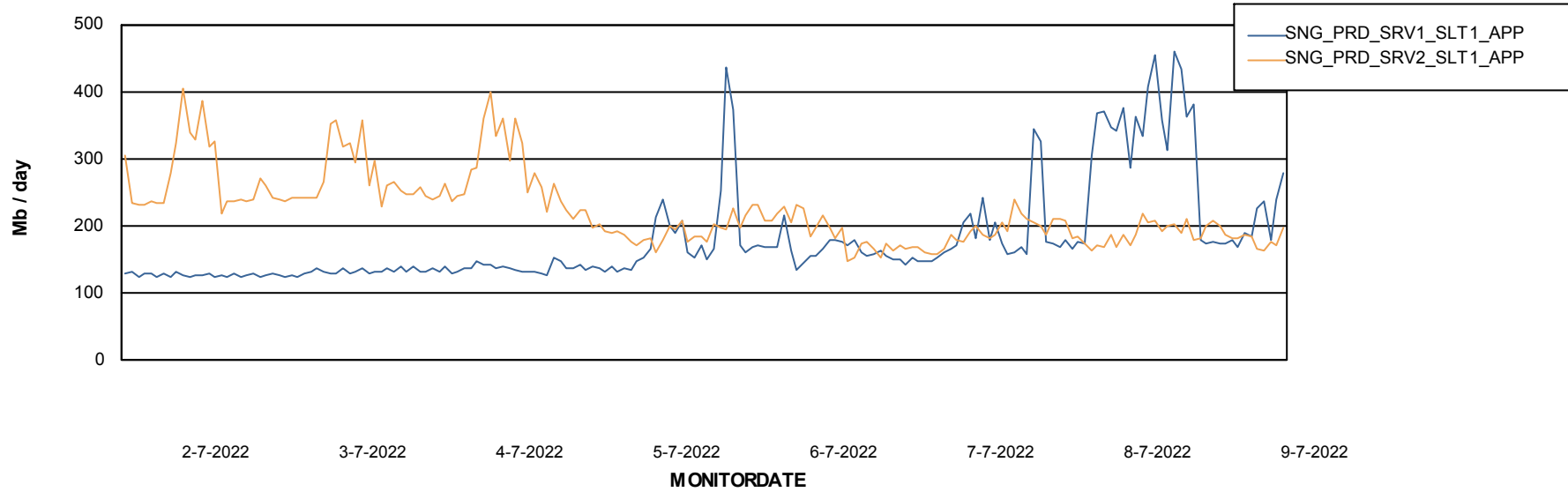
Weekly SLA Customer Report

Customer SNG_Production
Database ID 70

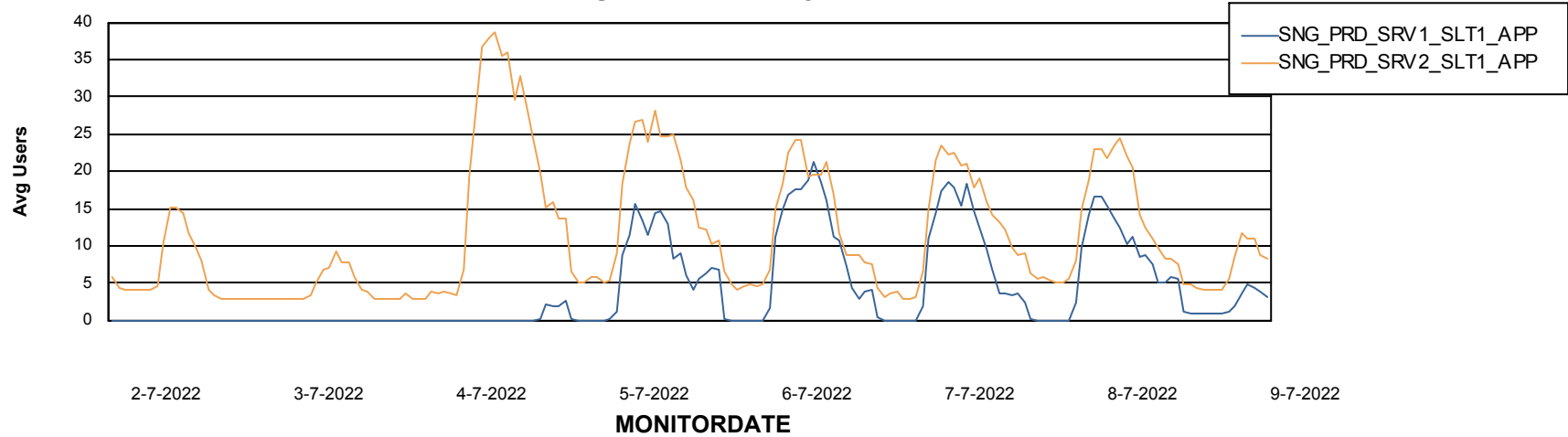


ABSSolute Application Server Services

Avg memory used per ABS Server Service



Avg users per day per ABS server



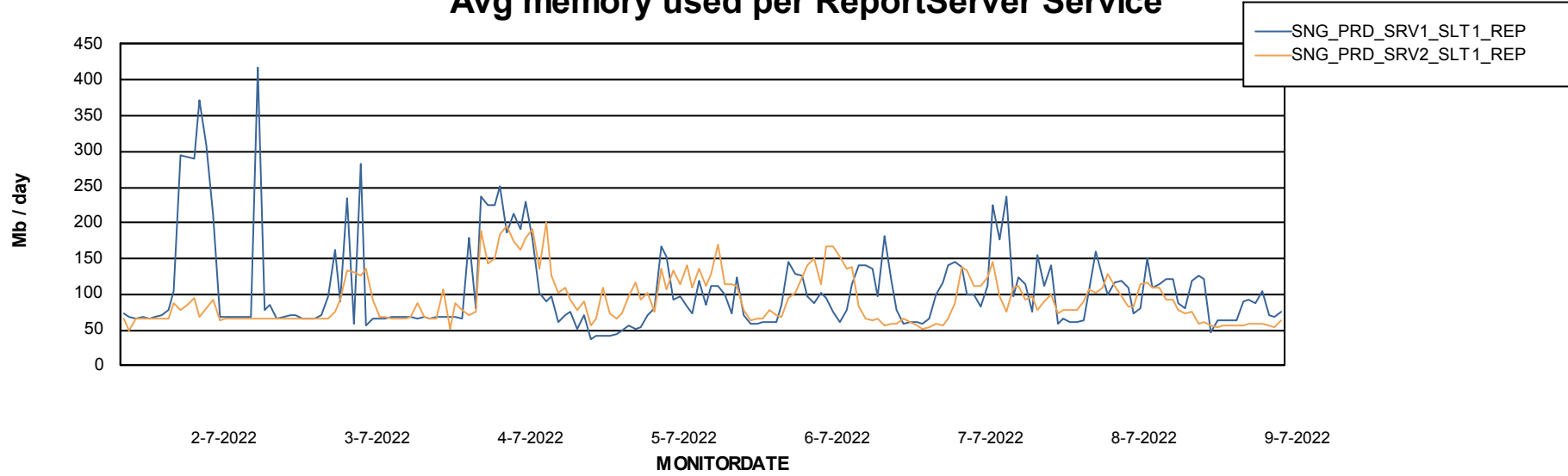
Weekly SLA Customer Report

Customer SNG_Production
Database ID 70



ABSSolute Application ReportServer Services

Avg memory used per ReportServer Service



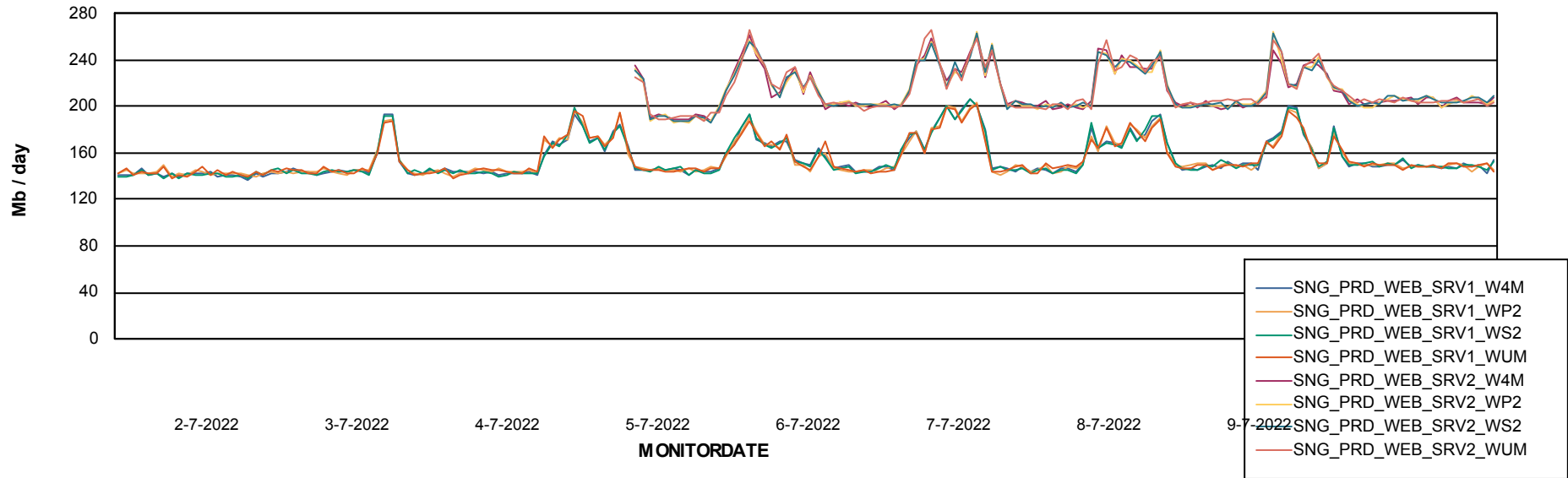
Weekly SLA Customer Report

Customer SNG_Production
Database ID 70



ABSSolute Web Component Services

Avg memory used per ABS Web component



Weekly SLA Customer Report

Customer SNG_Production
Database ID 70



Disaster per ABS component

