

# Weekly SLA Customer Report

Customer RFL\_Production  
 Database ID 36



Harddisk Usage RFL\_PRD

	Free disk space on C: (%)	Total disk space on C: (Gb)	Used disk space on C: (Gb)	Free disk space on D: (%)	Total disk space on D: (Gb)	Used disk space on D: (Gb)	Free disk space on E: (%)	Total disk space on E: (Gb)	Used disk space on E: (Gb)	Free disk space on F: (%)
9-7-2022	60	499	200	68	373	121	42	373	216	53
8-7-2022	60	499	200	68	373	121	42	373	216	52
7-7-2022	60	499	199	68	373	121	42	373	216	52
6-7-2022	60	499	198	68	373	121	43	373	212	53
5-7-2022	60	499	198	68	373	121	44	373	208	52
4-7-2022	60	499	197	68	373	121	44	373	208	52
3-7-2022	60	499	198	68	373	121	44	373	208	53

Harddisk Usage RFL\_STB

	Free disk space on C: (%)	Total disk space on C: (Gb)	Used disk space on C: (Gb)	Free disk space on D: (%)	Total disk space on D: (Gb)	Used disk space on D: (Gb)	Free disk space on E: (%)	Total disk space on E: (Gb)	Used disk space on E: (Gb)	Free disk space on F: (%)
9-7-2022	25	195	146	72	559	156	36	559	357	79
8-7-2022	25	195	146	72	559	156	36	559	357	79
7-7-2022	25	195	146	72	559	156	36	559	357	79
6-7-2022	25	195	146	72	559	156	37	559	353	79
5-7-2022	25	195	146	72	559	156	38	559	349	79
4-7-2022	25	195	146	72	559	156	38	559	349	80
3-7-2022	25	195	146	72	559	156	38	559	349	80

# Weekly SLA Customer Report

Customer RFL\_Production  
Database ID 36



Harddisk Usage RFL\_WEB

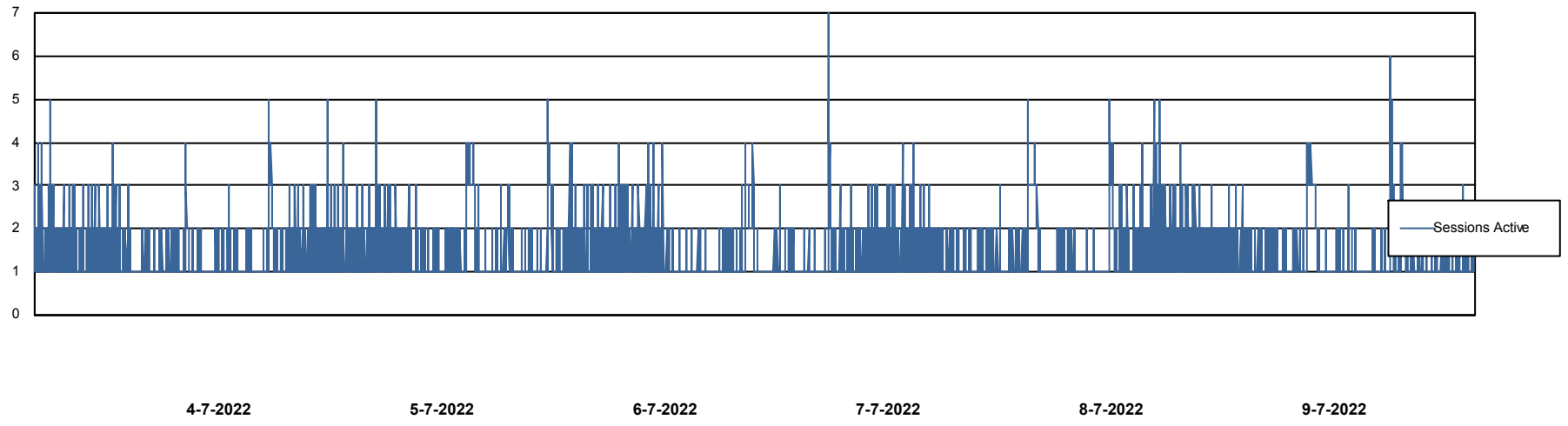
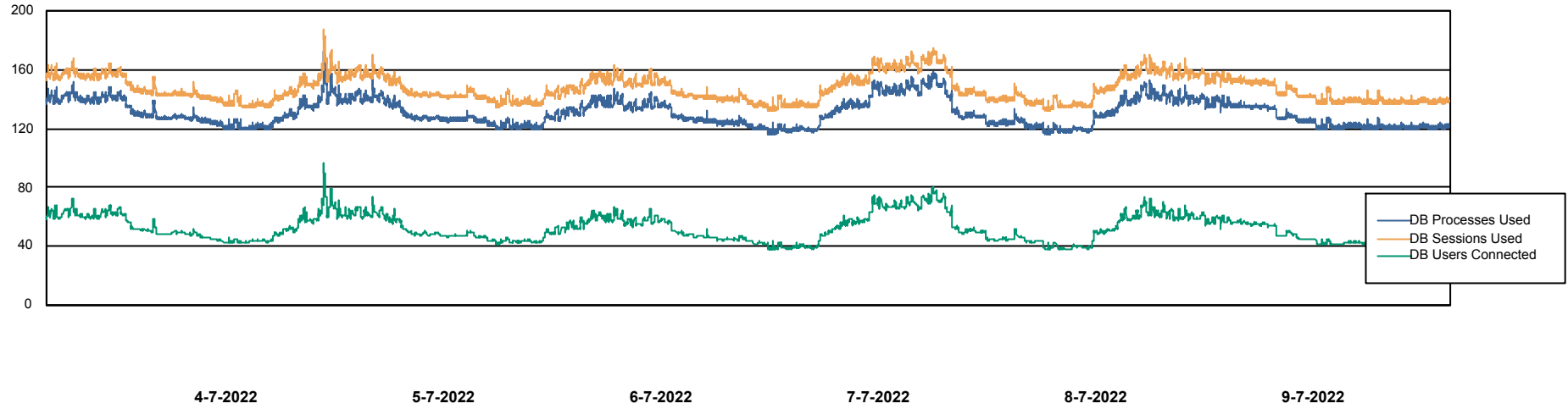
	Free disk space on C: (%)	Total disk space on C: (Gb)	Used disk space on C: (Gb)
9-7-2022	43	40	23
8-7-2022	43	40	23
7-7-2022	43	40	23
6-7-2022	43	40	23
5-7-2022	43	40	23
4-7-2022	42	40	23
3-7-2022	42	40	23

# Weekly SLA Customer Report

Customer RFL\_Production  
Database ID 36



## Database Performance RFLDB\_Production



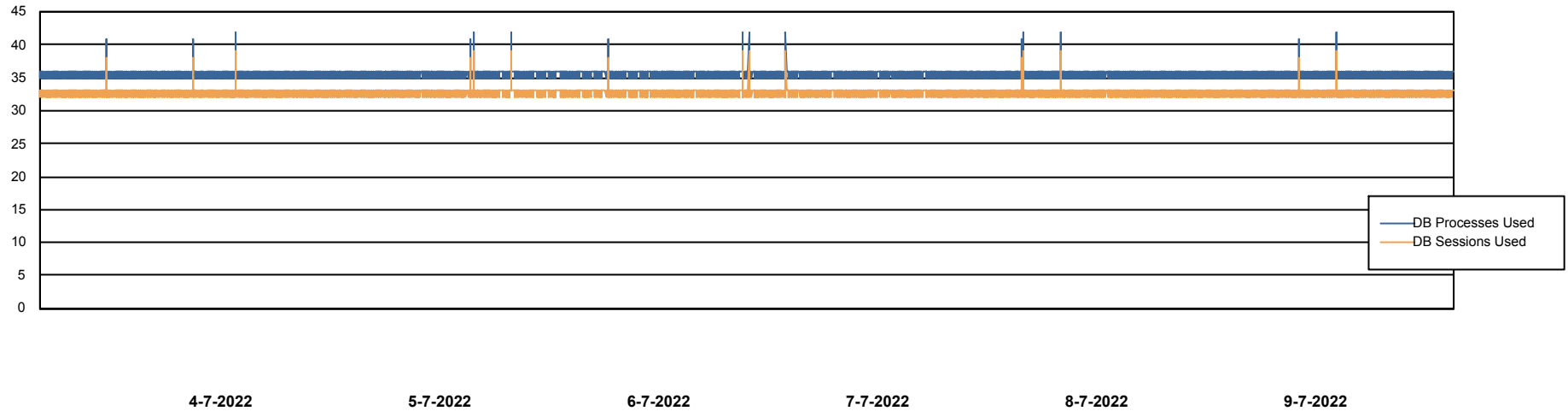
# Weekly SLA Customer Report

Customer RFL\_Production  
Database ID 36



Database Performance RFLDB\_Standby

DB Processes Max 1,000



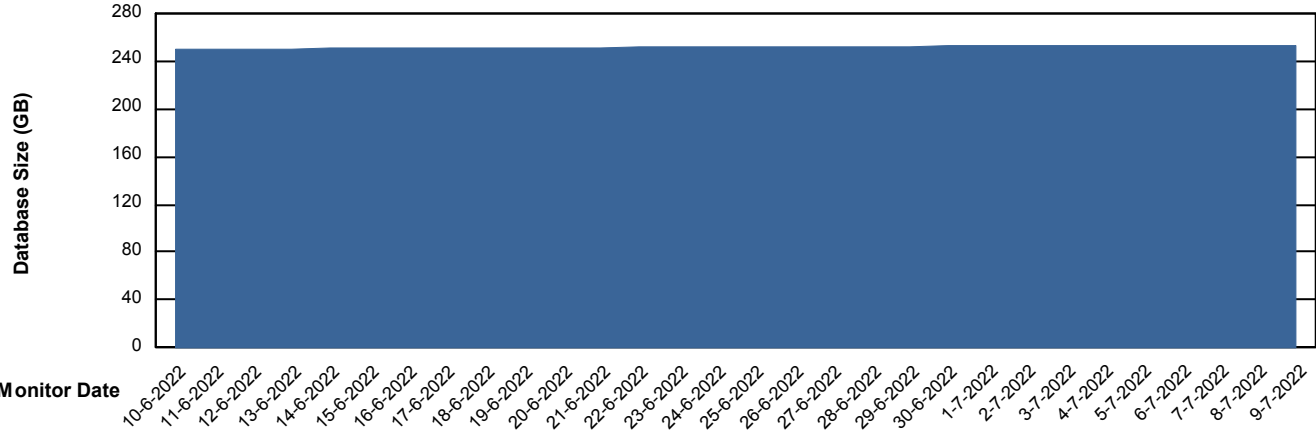
# Weekly SLA Customer Report

Customer RFL\_Production  
 Database ID 36



DATABASE SIZE RFLDB\_Production

Database growth over last month



Database Tablespace RFLDB\_Production

Date	Tablespace Name	Filesize (Gb)	Usedsize (Gb)	Percentage free
9-7-2022	ABSDATA	90	68	24
	INDX	216	175	19
8-7-2022	ABSDATA	90	68	24
	INDX	216	175	19
7-7-2022	ABSDATA	90	68	24
	INDX	216	175	19
6-7-2022	ABSDATA	90	68	24
	INDX	216	175	19
5-7-2022	ABSDATA	90	68	24
	INDX	208	175	16
4-7-2022	ABSDATA	90	68	24
	INDX	208	175	16
3-7-2022	ABSDATA	90	68	24
	INDX	208	175	16

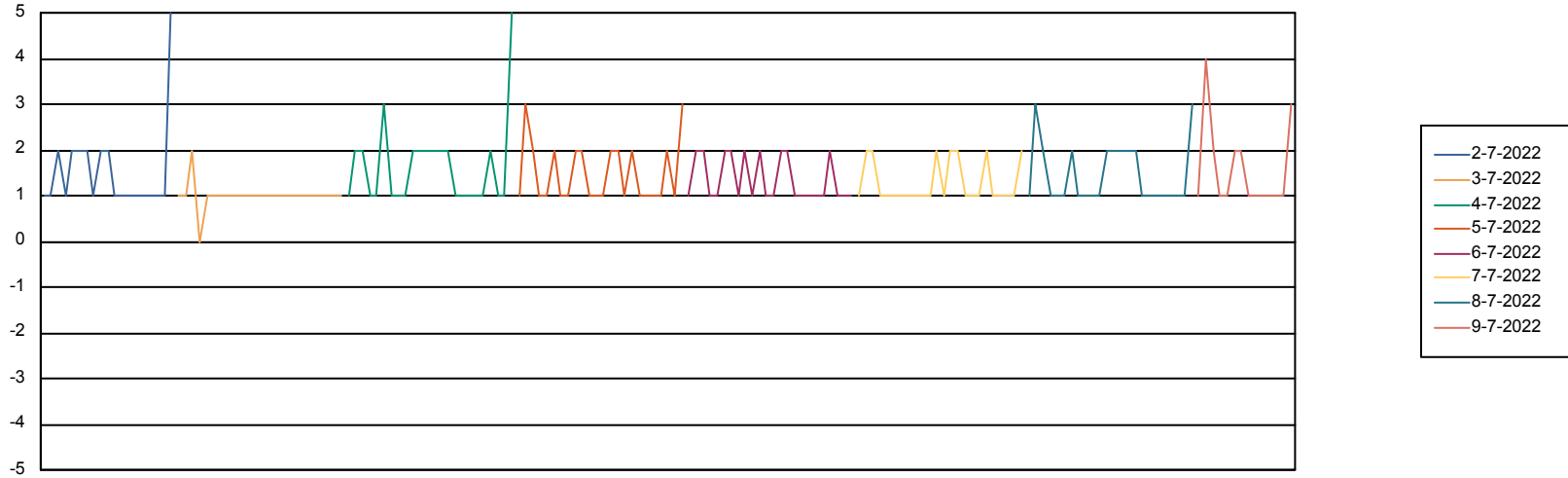
# Weekly SLA Customer Report

Customer RFL\_Production  
Database ID 36



Standby Database Health RFL\_Production

### Recovery lag for last 7 days



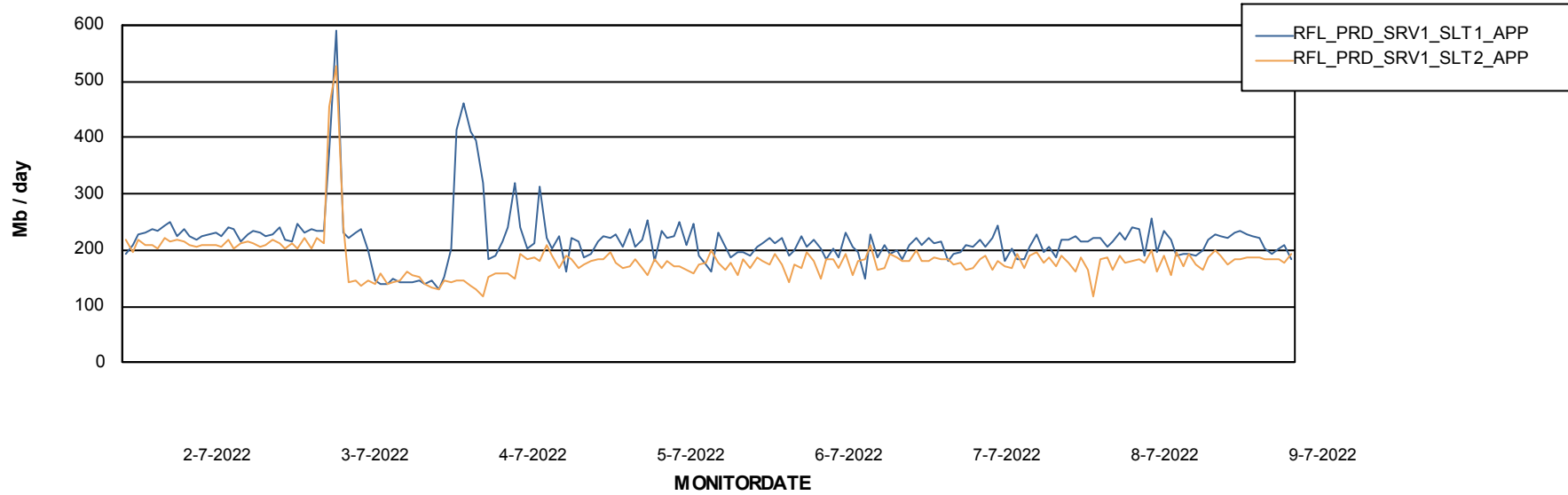
# Weekly SLA Customer Report

Customer RFL\_Production  
Database ID 36

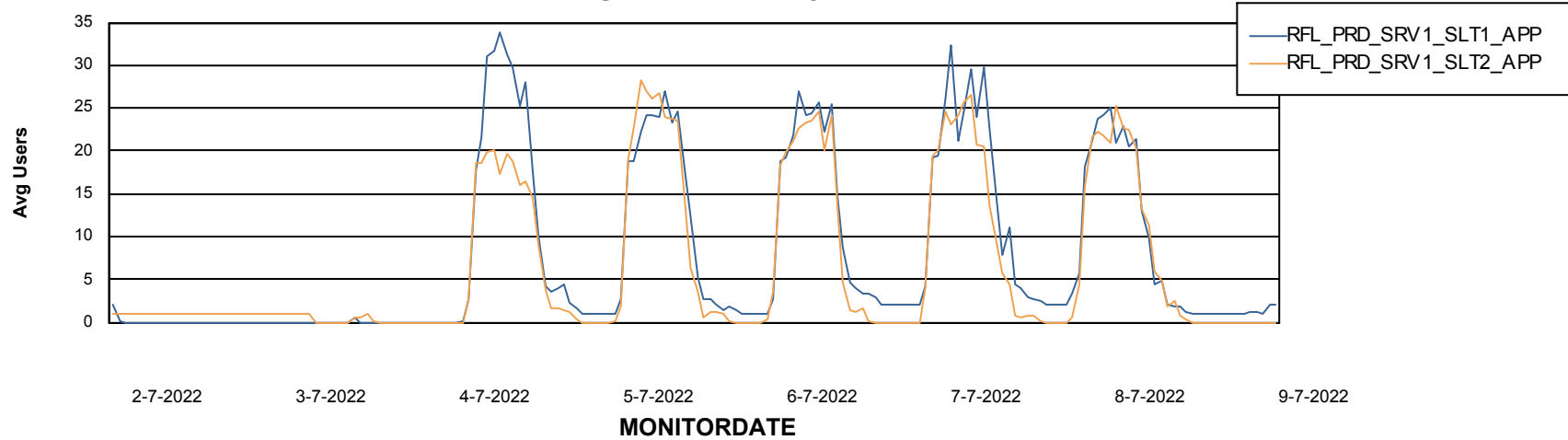


## ABSSolute Application Server Services

### Avg memory used per ABS Server Service



### Avg users per day per ABS server



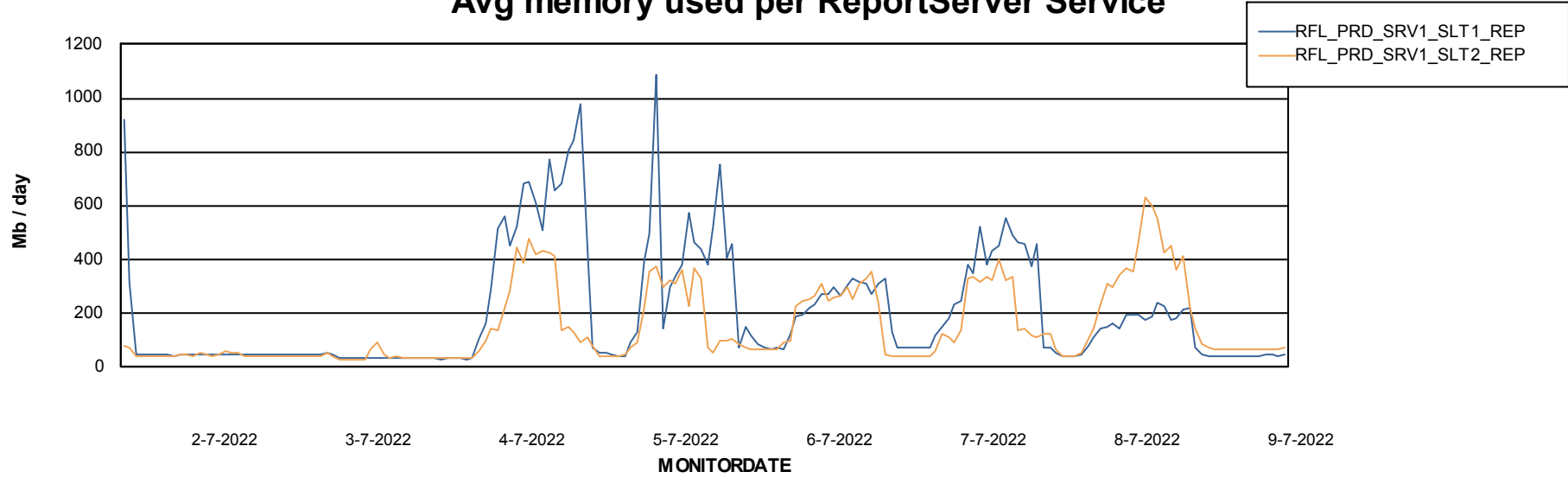
# Weekly SLA Customer Report

Customer RFL\_Production  
Database ID 36



## ABSSolute Application ReportServer Services

### Avg memory used per ReportServer Service



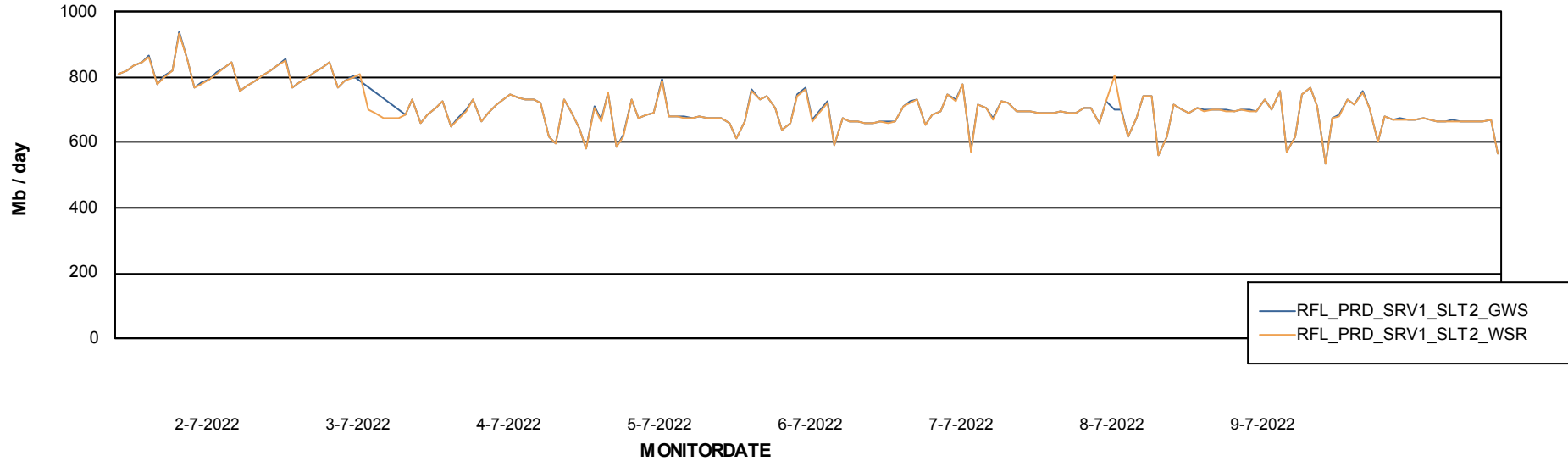
# Weekly SLA Customer Report

Customer RFL\_Production  
Database ID 36



## ABSSolute Web Component Services

### Avg memory used per ABS Web component



# Weekly SLA Customer Report

Customer RFL\_Production  
Database ID 36



## Disaster per ABS component

