

# Weekly SLA Customer Report

Customer SPO\_Production Silver  
Database ID 57



## Harddisk Usage SPO\_PRD\_ABS\_APP1

	Free disk space on c: (%)	Total disk space on c: (Gb)	Free disk space on d: (%)	Total disk space on d: (Gb)
2-7-2022	26	80	52	100
1-7-2022	29	80	52	100
30-6-2022	34	80	52	100
29-6-2022	34	80	52	100
28-6-2022	34	80	52	100
27-6-2022	34	80	52	100
26-6-2022	34	80	52	100

## Harddisk Usage SPO\_PRD\_ABS\_APP2

	Free disk space on c: (%)	Total disk space on c: (Gb)	Free disk space on d: (%)	Total disk space on d: (Gb)
2-7-2022	34	80	94	100
1-7-2022	35	80	94	100
30-6-2022	35	80	94	100
29-6-2022	34	80	94	100
28-6-2022	35	80	94	100
27-6-2022	34	80	94	100
26-6-2022	34	80	94	100

# Weekly SLA Customer Report

Customer SPO\_Production Silver  
Database ID 57



## Harddisk Usage SPO\_PRD\_ABS\_WEB1

	Free disk space on c: (%)	Total disk space on c: (Gb)	Free disk space on d: (%)	Total disk space on d: (Gb)
2-7-2022	59	80	98	100
1-7-2022	59	80	98	100
30-6-2022	59	80	98	100
29-6-2022	59	80	98	100
28-6-2022	59	80	98	100
27-6-2022	59	80	98	100
26-6-2022	59	80	98	100

## Harddisk Usage SPO\_PRD\_ABS\_WEB2

	Free disk space on c: (%)	Total disk space on c: (Gb)	Free disk space on d: (%)	Total disk space on d: (Gb)
2-7-2022	57	80	95	100
1-7-2022	57	80	95	100
30-6-2022	57	80	95	100
29-6-2022	57	80	95	100
28-6-2022	57	80	95	100
27-6-2022	57	80	95	100
26-6-2022	57	80	95	100

# Weekly SLA Customer Report

Customer SPO\_Production Silver  
Database ID 57



## Harddisk Usage SPO\_PRD\_ORACLE1

	Free disk space on c: (%)	Total disk space on c: (Gb)	Free disk space on d: (%)	Total disk space on d: (Gb)	Free disk space on e: (%)	Total disk space on e: (Gb)	Free disk space on f: (%)	Total disk space on f: (Gb)
2-7-2022	42	100	27	250	48	200	71	75
1-7-2022	42	100	27	250	48	200	67	75
30-6-2022	42	100	28	250	49	200	67	75
29-6-2022	42	100	28	250	50	200	67	75
28-6-2022	42	100	28	250	50	200	67	75
27-6-2022	42	100	28	250	51	200	67	75
26-6-2022	42	100	28	250	51	200	67	75

## Harddisk Usage SPO\_PRD\_ORACLE2

	Free disk space on c: (%)	Total disk space on c: (Gb)	Free disk space on d: (%)	Total disk space on d: (Gb)	Free disk space on e: (%)	Total disk space on e: (Gb)	Free disk space on f: (%)	Total disk space on f: (Gb)
2-7-2022	68	100	30	250	48	200	37	80
1-7-2022	68	100	30	250	49	200	37	80
30-6-2022	68	100	31	250	50	200	37	80
29-6-2022	68	100	32	250	50	200	37	80
28-6-2022	68	100	32	250	51	200	37	80
27-6-2022	68	100	32	250	51	200	37	80
26-6-2022	68	100	32	250	52	200	37	80

# Weekly SLA Customer Report

Customer SPO\_Production Silver  
Database ID 57



Harddisk Usage SPO\_PRD\_ORACLE\_BI1

	Free disk space on c: (%)	Total disk space on c: (Gb)	Free disk space on d: (%)	Total disk space on d: (Gb)	Free disk space on e: (%)	Total disk space on e: (Gb)	Free disk space on f: (%)	Total disk space on f: (Gb)
2-7-2022	21	80	23	200	100	100	100	50
1-7-2022	21	80	23	200	100	100	100	50
30-6-2022	21	80	23	200	100	100	100	50
29-6-2022	22	80	23	200	100	100	100	50
28-6-2022	22	80	23	200	100	100	100	50
27-6-2022	22	80	23	200	100	100	100	50
26-6-2022	22	80	23	200	100	100	100	50

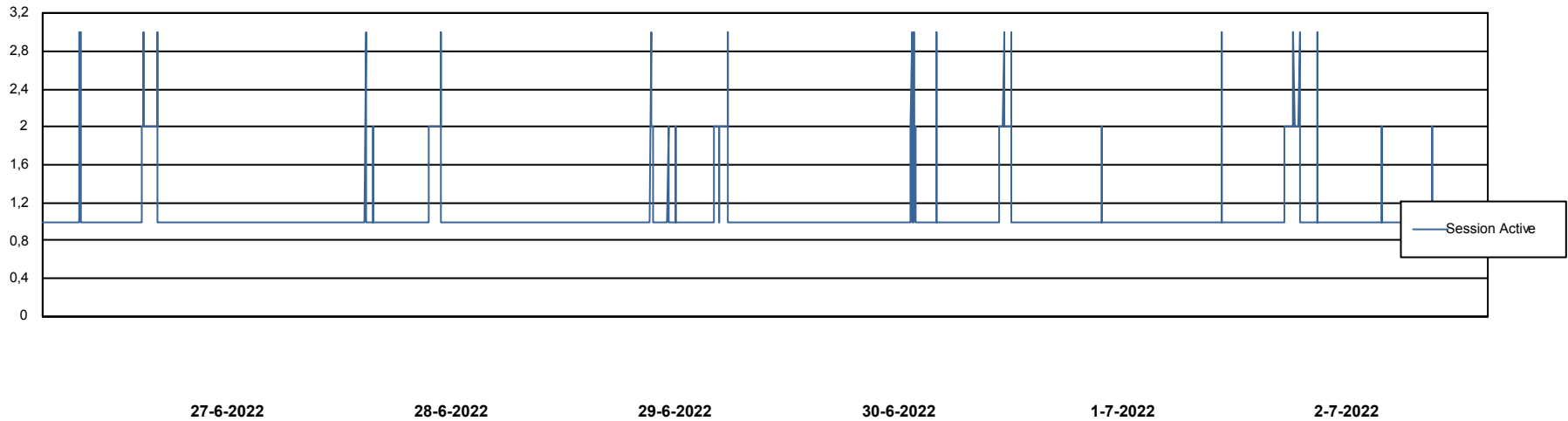
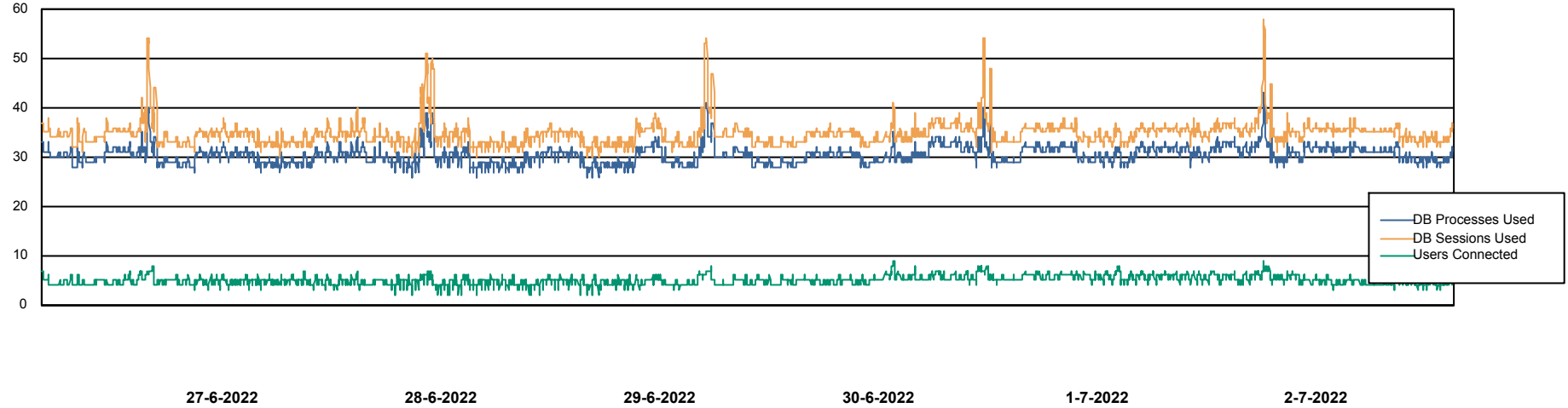
# Weekly SLA Customer Report

Customer SPO\_Production Silver  
Database ID 57



## Database Performance SPODB\_BI

DB Processes Max 500  
DB Sessions Max 772



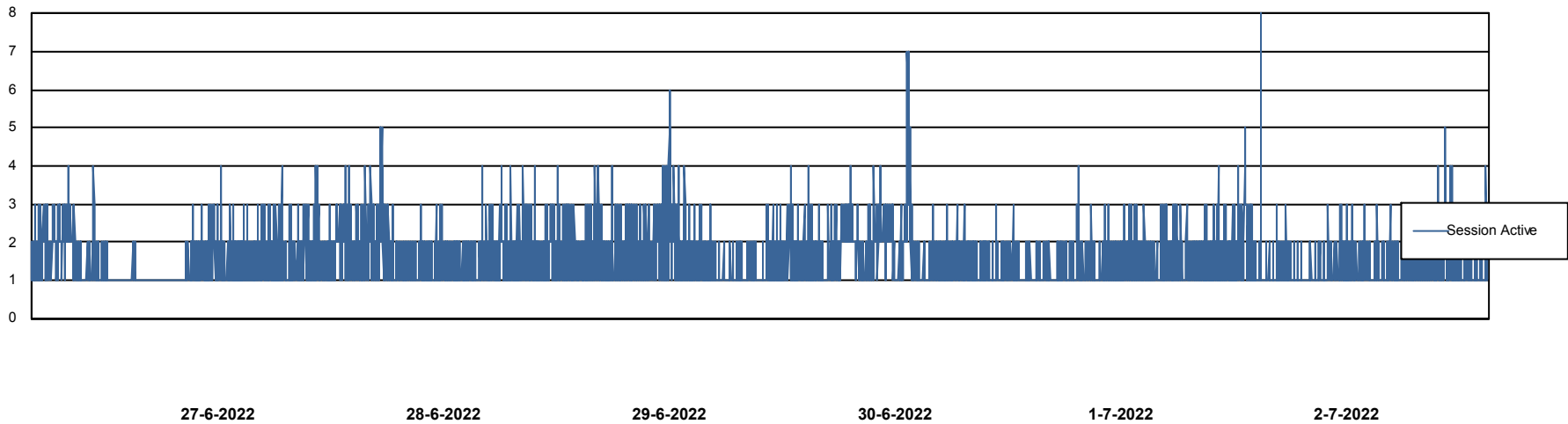
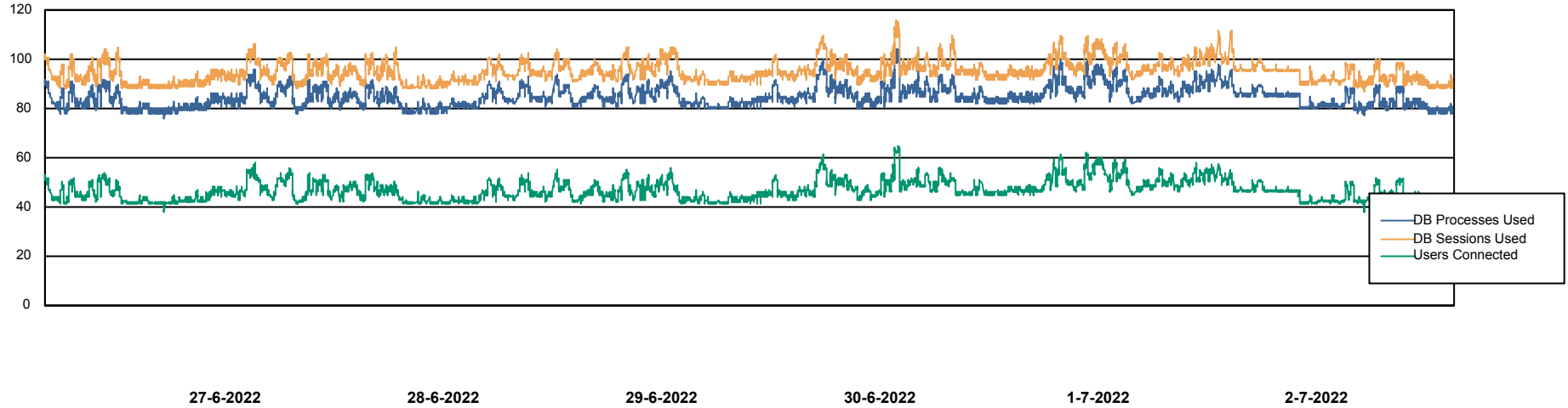
# Weekly SLA Customer Report

Customer SPO\_Production Silver  
Database ID 57



## Database Performance SPODB\_Production

DB Processes Max 300  
DB Sessions Max 472



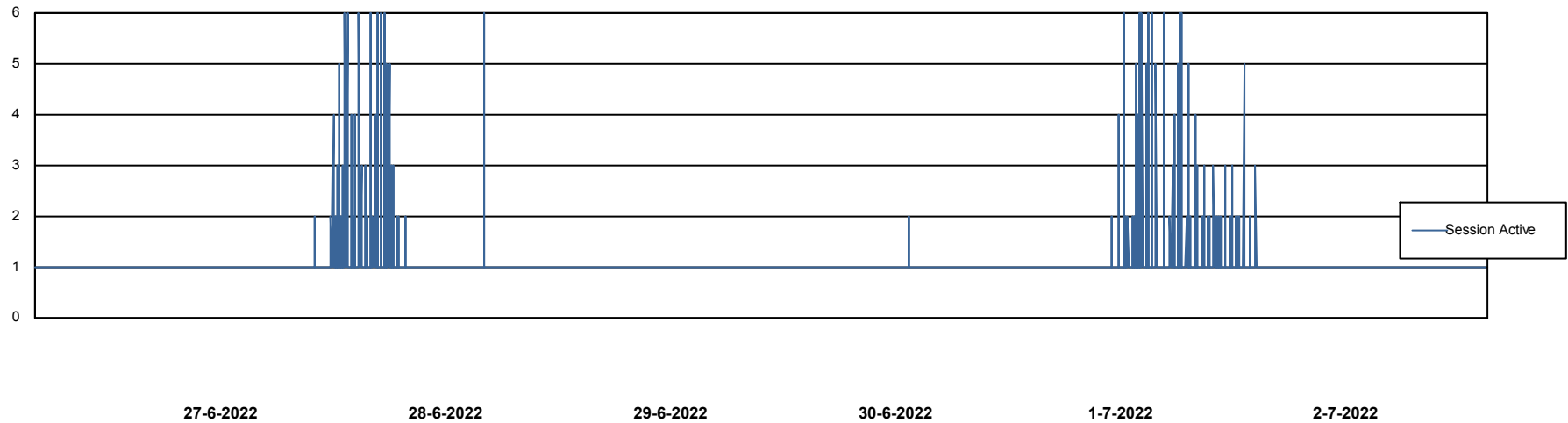
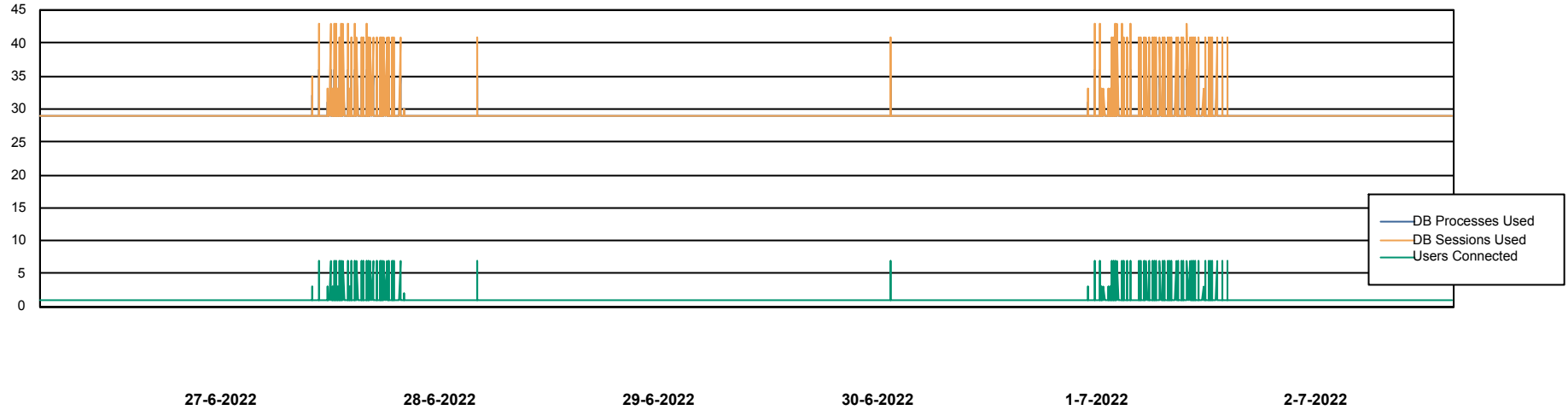
# Weekly SLA Customer Report

Customer SPO\_Production Silver  
Database ID 57



## Database Performance SPODB\_Standby

DB Processes Max 300  
DB Sessions Max 472



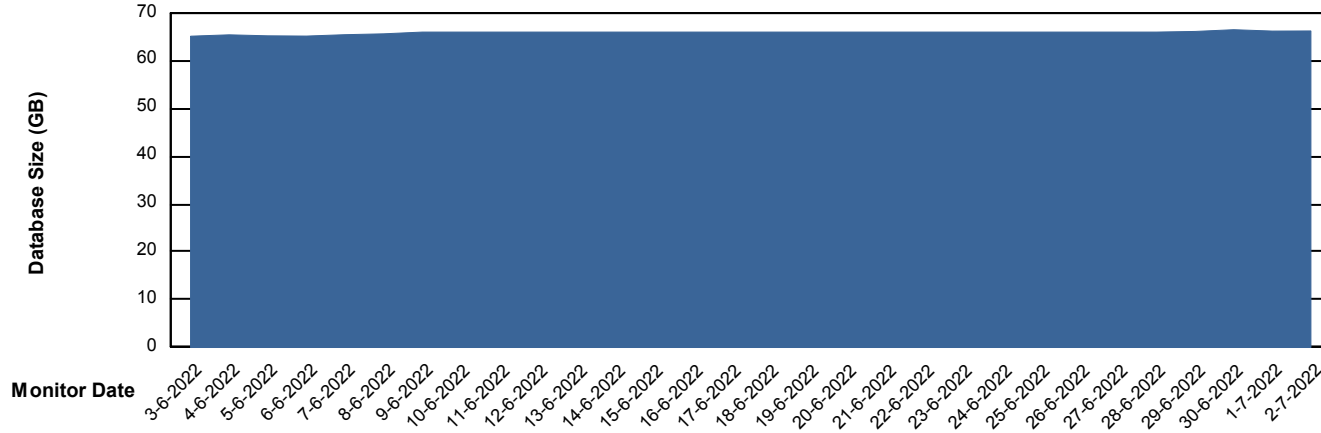
# Weekly SLA Customer Report

Customer SPO\_Production Silver  
Database ID 57



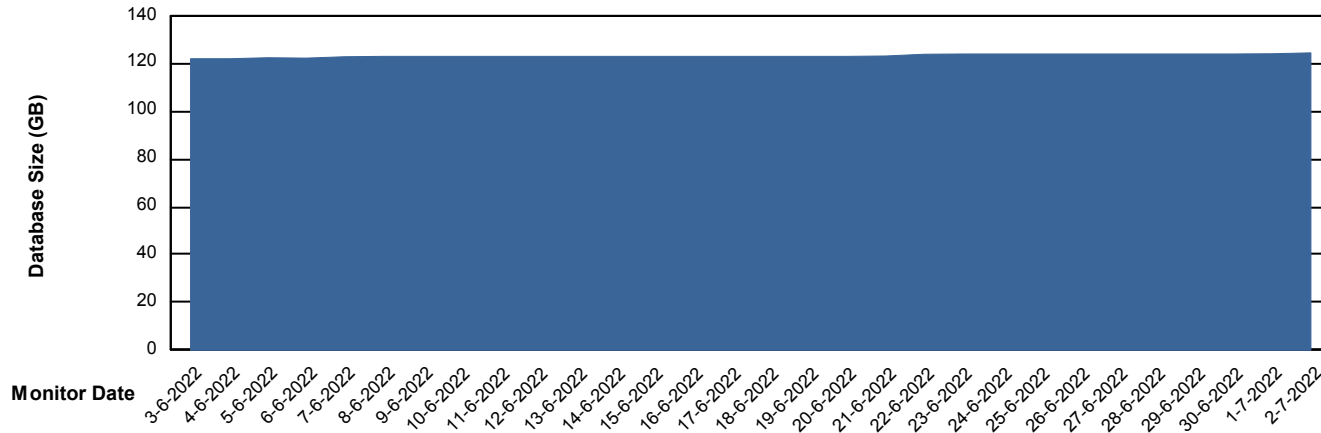
DATABASE SIZE SPODB\_BI

### Database growth over last month



DATABASE SIZE SPODB\_Production

### Database growth over last month



# Weekly SLA Customer Report

Customer SPO\_Production Silver  
 Database ID 57



Database Tablespace SPODB\_BI

Date	Tablespace Name	Filesize (Gb)	Usedsize (Gb)	Percentage free
2-7-2022	ABSDATA	34	28	18
	INDX	80	37	54
1-7-2022	ABSDATA	34	28	18
	INDX	80	37	54
30-6-2022	ABSDATA	34	28	18
	INDX	80	36	55
29-6-2022	ABSDATA	34	28	18
	INDX	80	36	55
28-6-2022	ABSDATA	34	28	18
	INDX	80	36	55
27-6-2022	ABSDATA	34	28	18
	INDX	80	36	55
26-6-2022	ABSDATA	34	28	18
	INDX	80	36	55

# Weekly SLA Customer Report

Customer SPO\_Production Silver  
 Database ID 57

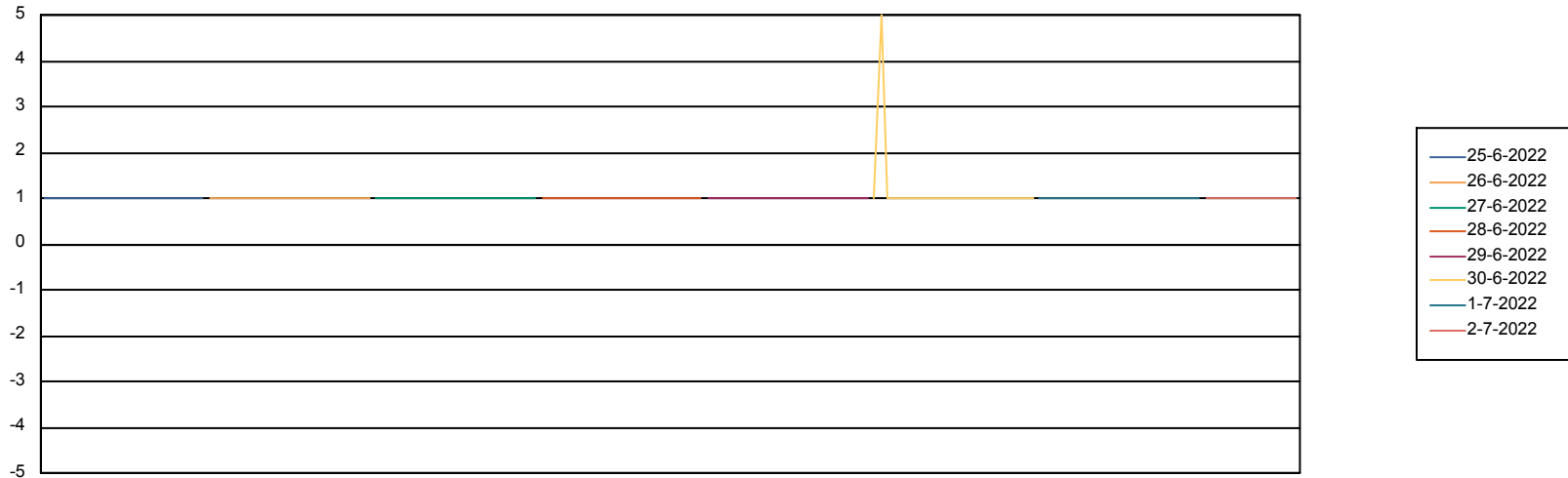


## Database Tablespace SPODB\_Production

Date	Tablespace Name	Filesize (Gb)	Usedsize (Gb)	Percentage free
2-7-2022	ABSDATA	58	46	21
	INDX	100	77	23
1-7-2022	ABSDATA	58	46	21
	INDX	100	77	23
30-6-2022	ABSDATA	58	46	21
	INDX	100	77	23
29-6-2022	ABSDATA	54	46	15
	INDX	100	77	23
28-6-2022	ABSDATA	54	46	15
	INDX	100	77	23
27-6-2022	ABSDATA	54	46	15
	INDX	100	76	24
26-6-2022	ABSDATA	54	46	15
	INDX	100	76	24

## Standby Database Health SPO\_Production Silver

Recovery lag for last 7 days



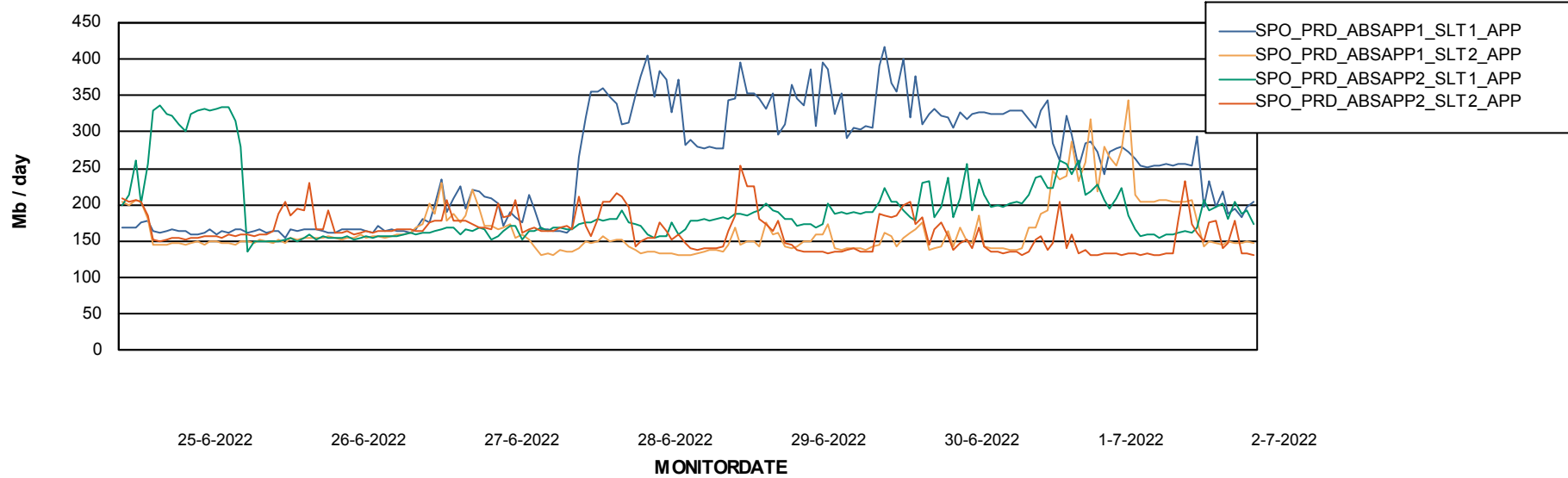
# Weekly SLA Customer Report

Customer SPO\_Production Silver  
Database ID 57

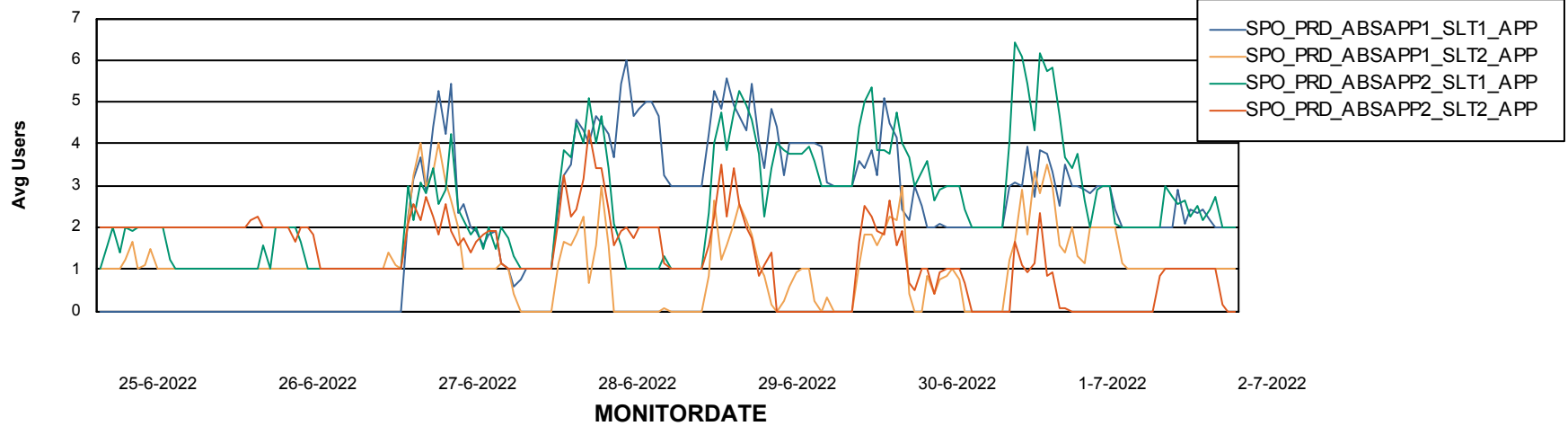


## ABSSolute Application Server Services

### Avg memory used per ABS Server Service



### Avg users per day per ABS server



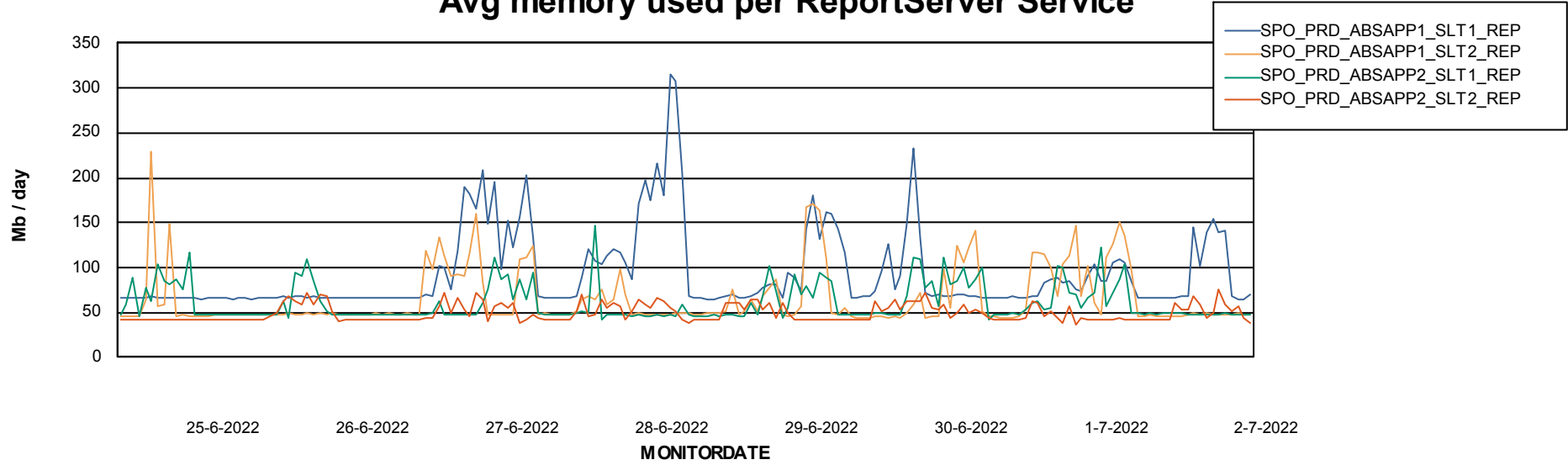
# Weekly SLA Customer Report

Customer SPO\_Production Silver  
Database ID 57



## ABSSolute Application ReportServer Services

### Avg memory used per ReportServer Service



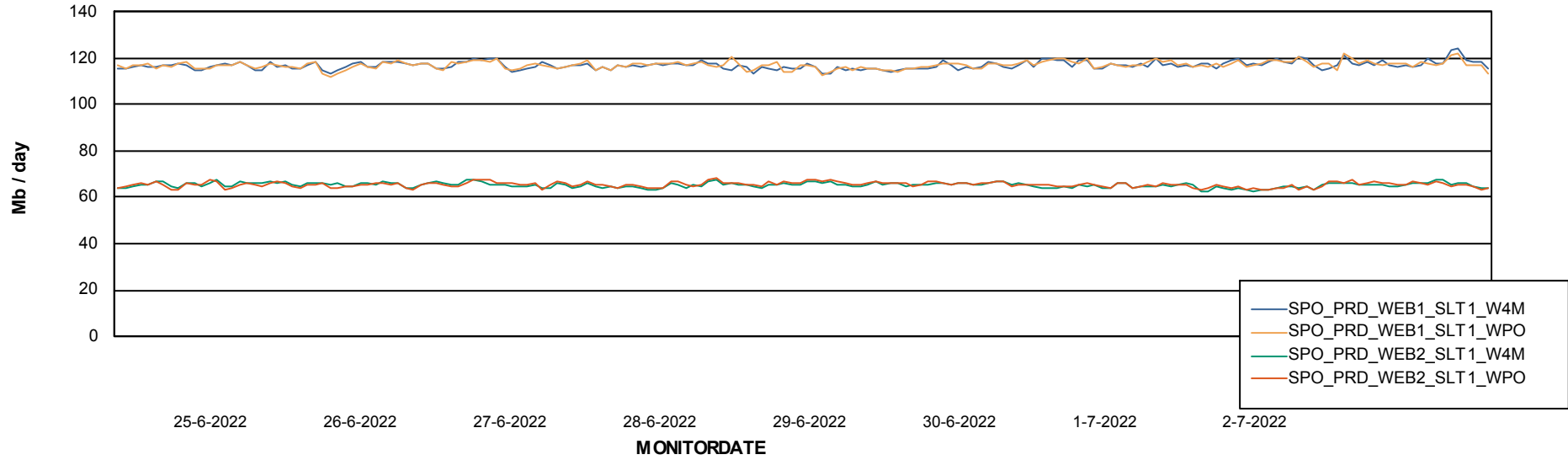
# Weekly SLA Customer Report

Customer SPO\_Production Silver  
Database ID 57



## ABSSolute Web Component Services

### Avg memory used per ABS Web component



# Weekly SLA Customer Report

Customer SPO\_Production Silver  
Database ID 57



## Disaster per ABS component

