

# Weekly SLA Customer Report

Customer ELJ Production  
 Database ID 72



Harddisk Usage ELJ\_PRD\_SVABSSNDIBI01

	Free disk space on / (%)	Total disk space on / (Gb)	Used disk space on / (Gb)	Free disk space on /abs (%)	Total disk space on /abs (Gb)	Used disk space on /abs (Gb)	Free disk space on /home (%)	Total disk space on /home (Gb)	Used disk space on /home (Gb)	Free disk space on /opt (%)
2-7-2022	58	45	19	58	45	19	58	45	19	58
1-7-2022	58	45	19	58	45	19	58	45	19	58
30-6-2022	58	45	19	58	45	19	58	45	19	58
29-6-2022	58	45	19	58	45	19	58	45	19	58
28-6-2022	58	45	19	58	45	19	58	45	19	58
27-6-2022	58	45	19	58	45	19	58	45	19	58
26-6-2022	58	45	19	58	45	19	58	45	19	58

Harddisk Usage ELJ\_PRD\_SVABSSNDIPAS01

	Free disk space on / (%)	Total disk space on / (Gb)	Used disk space on / (Gb)	Free disk space on /abs (%)	Free disk space on /home (%)
2-7-2022	19	57	46	19	19
1-7-2022	19	57	47	19	19
30-6-2022	19	57	46	19	19
29-6-2022	19	57	46	19	19
28-6-2022	19	57	46	19	19
27-6-2022	19	57	46	19	19
26-6-2022	19	57	46	19	19

# Weekly SLA Customer Report

Customer ELJ Production  
Database ID 72



Harddisk Usage ELJ\_PRD\_SVABSSNDIPAS02

	Free disk space on / (%)	Total disk space on / (Gb)	Used disk space on / (Gb)	Free disk space on /abs (%)	Free disk space on /home (%)
2-7-2022	56	57	25	56	56
1-7-2022	56	57	25	56	56
30-6-2022	56	57	25	56	56
29-6-2022	56	57	25	56	56
28-6-2022	56	57	25	56	56
27-6-2022	56	57	25	56	56
26-6-2022	56	57	25	56	56

Harddisk Usage ELJ\_PRD\_SVABSSNDIPAS03

	Free disk space on / (%)	Total disk space on / (Gb)	Used disk space on / (Gb)	Free disk space on /abs (%)	Free disk space on /home (%)
2-7-2022	76	97	23	76	76
1-7-2022	76	97	23	76	76
30-6-2022	76	97	23	76	76
29-6-2022	76	97	23	76	76
28-6-2022	76	97	23	76	76
27-6-2022	76	97	23	76	76
26-6-2022	76	97	23	76	76

# Weekly SLA Customer Report

Customer ELJ Production  
 Database ID 72



Harddisk Usage ELJ\_PRD\_SVABSSNDIPDB01

	Free disk space on / (%)	Total disk space on / (Gb)	Used disk space on / (Gb)	Free disk space on /abs (%)	Free disk space on /home (%)	Free disk space on /u01 (%)	Total disk space on /u01 (Gb)	Used disk space on /u01 (Gb)	Free disk space on /u02 (%)
2-7-2022	68	160	52	68	68	73	600	159	68
1-7-2022	68	160	51	68	68	73	600	159	68
30-6-2022	68	160	52	68	68	73	600	160	68
29-6-2022	68	160	51	68	68	73	600	160	68
28-6-2022	68	160	51	68	68	73	600	160	68
27-6-2022	68	160	51	68	68	73	600	159	68
26-6-2022	68	160	51	68	68	73	600	159	68

Harddisk Usage ELJ\_PRD\_SVABSSNDIPDB02

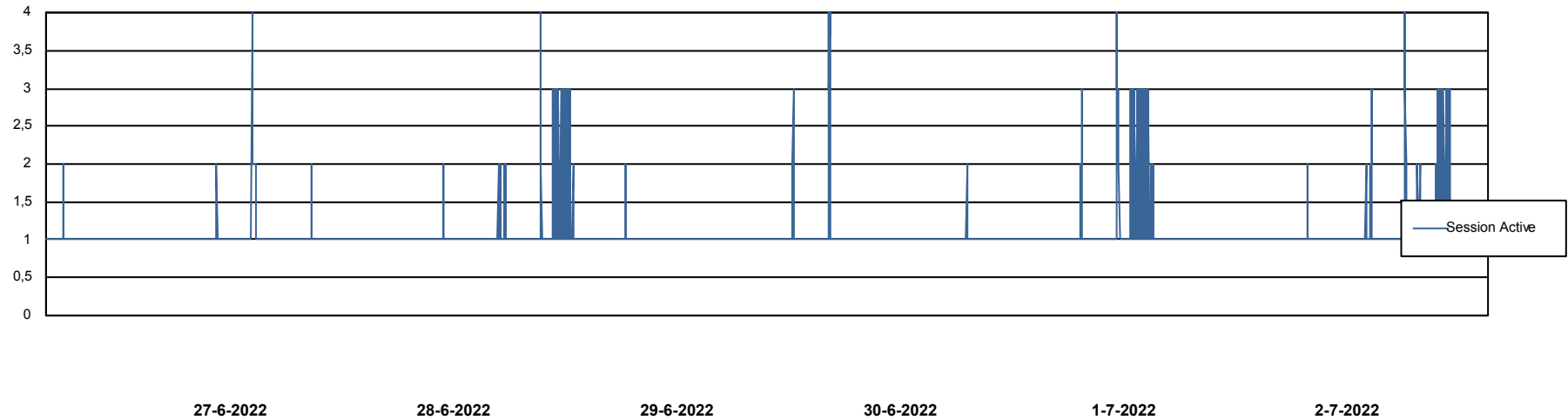
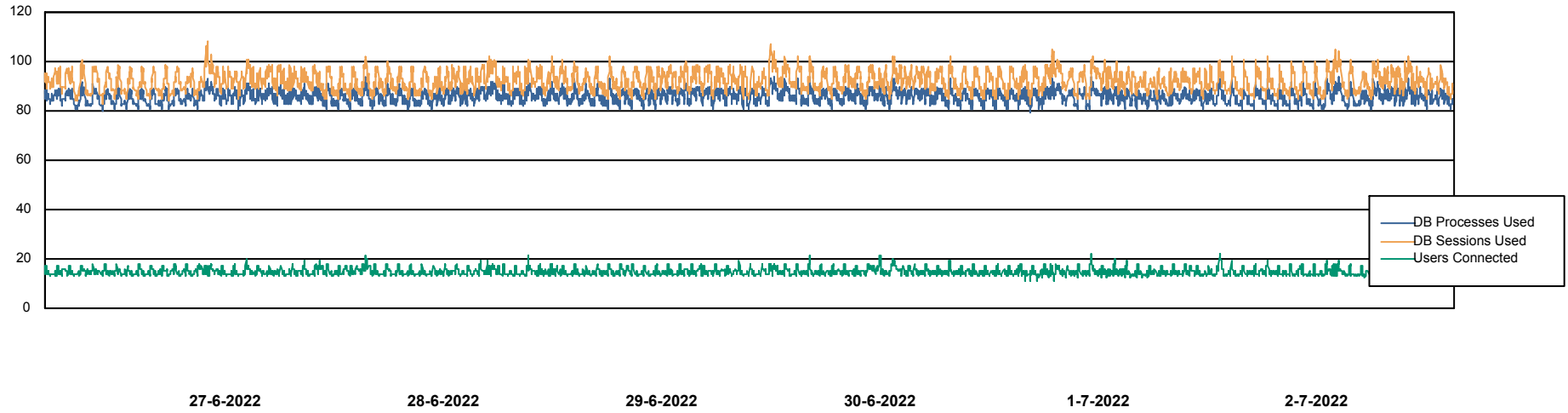
	Free disk space on / (%)	Total disk space on / (Gb)	Used disk space on / (Gb)	Free disk space on /abs (%)	Free disk space on /home (%)	Free disk space on /u01 (%)	Total disk space on /u01 (Gb)	Used disk space on /u01 (Gb)	Free disk space on /u02 (%)
2-7-2022	82	160	29	82	82	71	600	172	82
1-7-2022	82	160	29	82	82	71	600	171	82
30-6-2022	82	160	30	82	82	72	600	167	82
29-6-2022	82	160	29	82	82	72	600	167	82
28-6-2022	82	160	29	82	82	72	600	166	82
27-6-2022	82	160	29	82	82	72	600	166	82
26-6-2022	82	160	29	82	82	72	600	167	82

# Weekly SLA Customer Report

Customer ELJ Production  
Database ID 72



## Database Performance ELJDB\_PRD\_BI

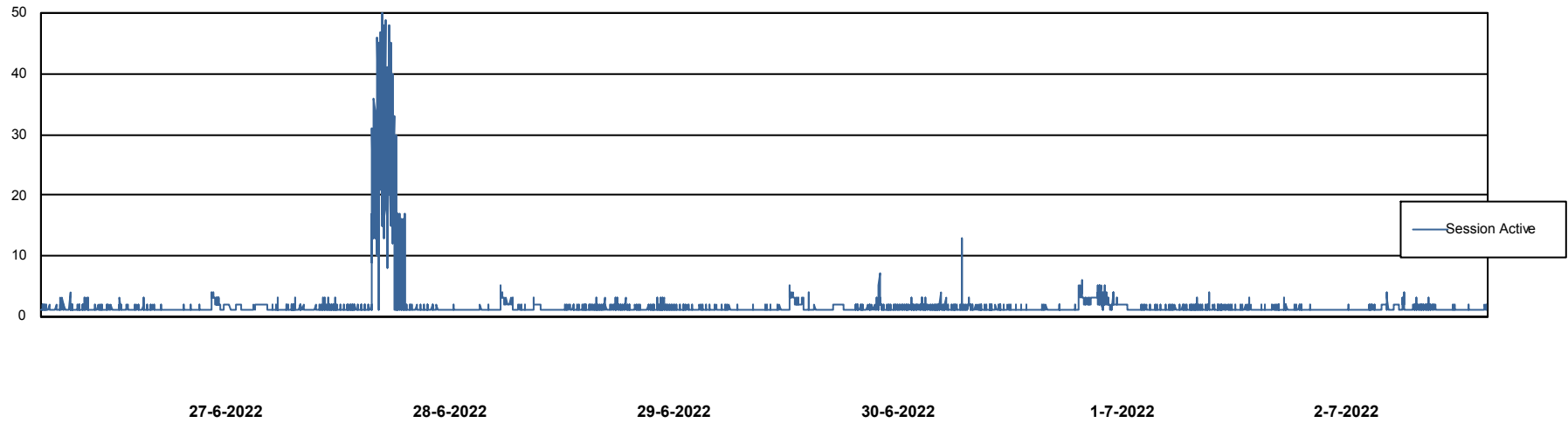
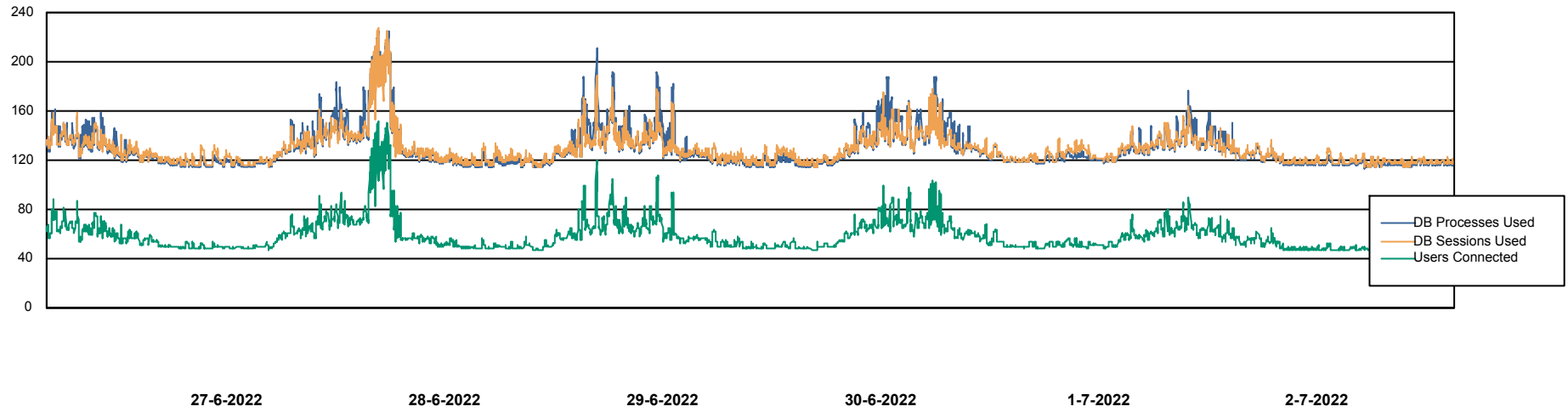


# Weekly SLA Customer Report

Customer ELJ Production  
Database ID 72



## Database Performance ELJDB\_Production

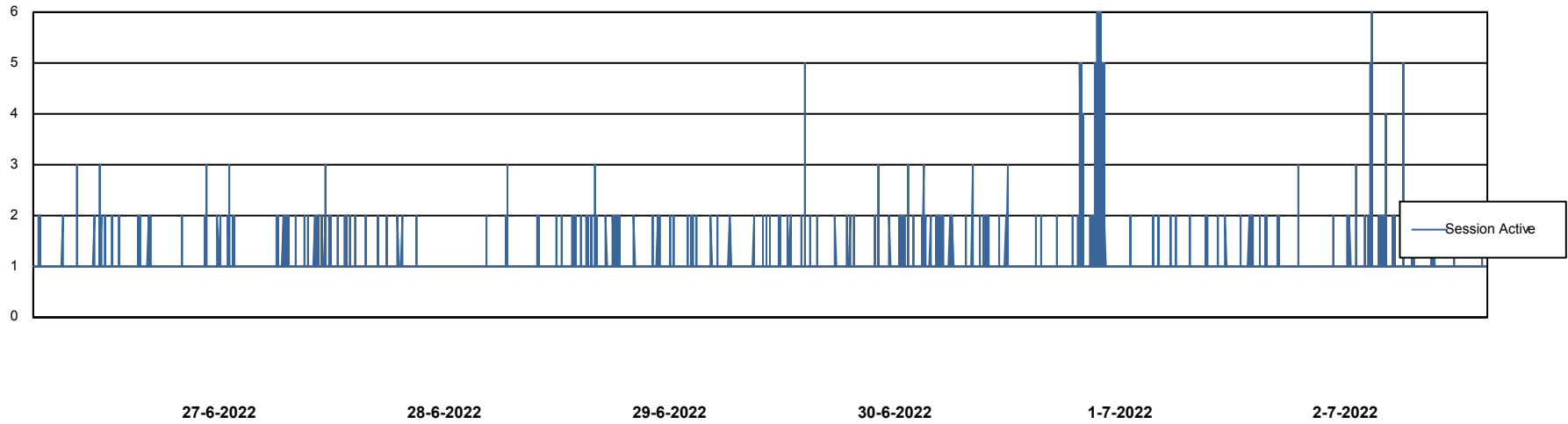
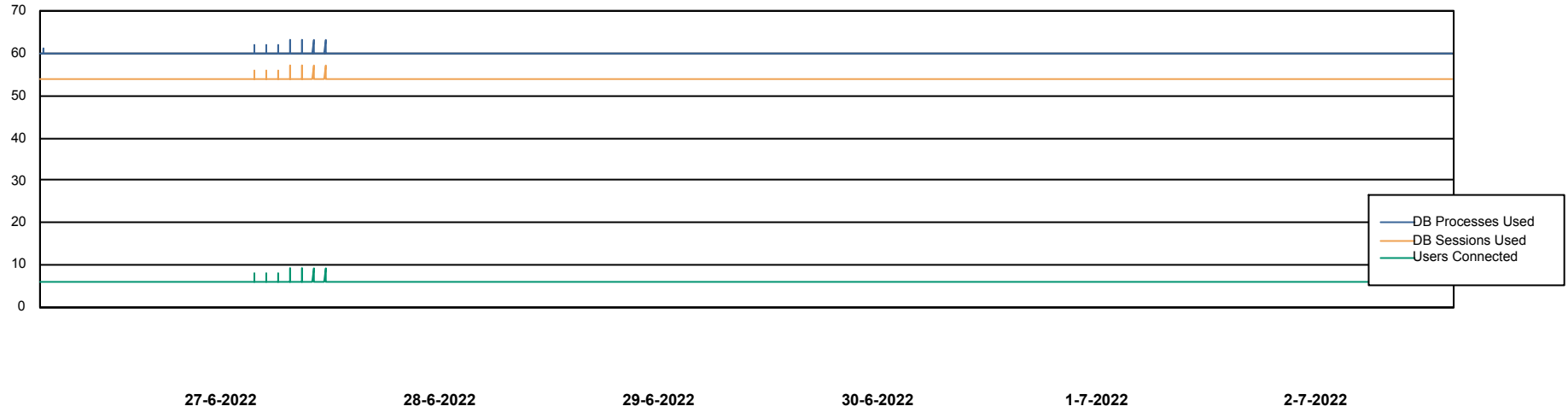


# Weekly SLA Customer Report

Customer ELJ Production  
Database ID 72



## Database Performance ELJDB\_Standby



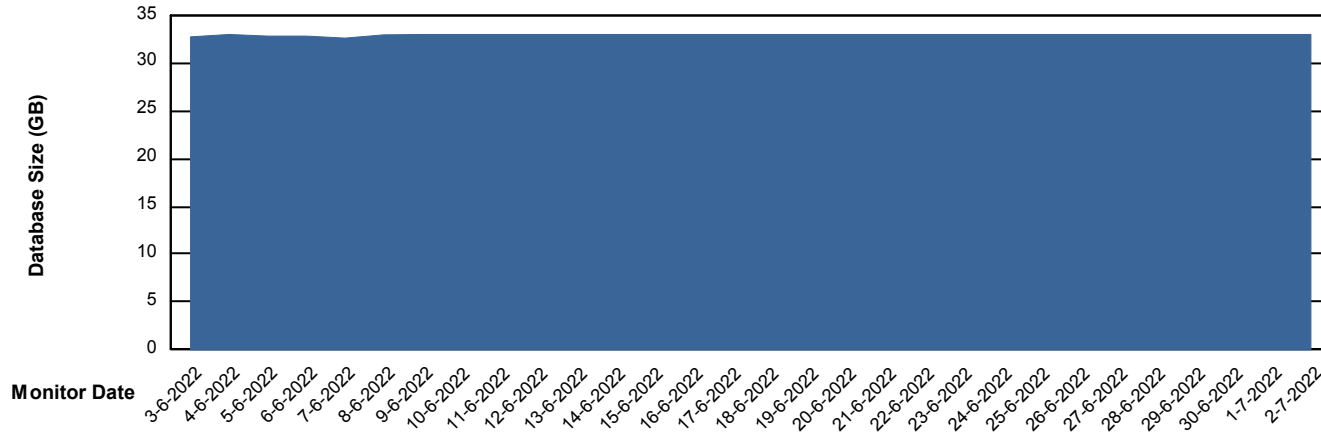
# Weekly SLA Customer Report

Customer ELJ Production  
Database ID 72



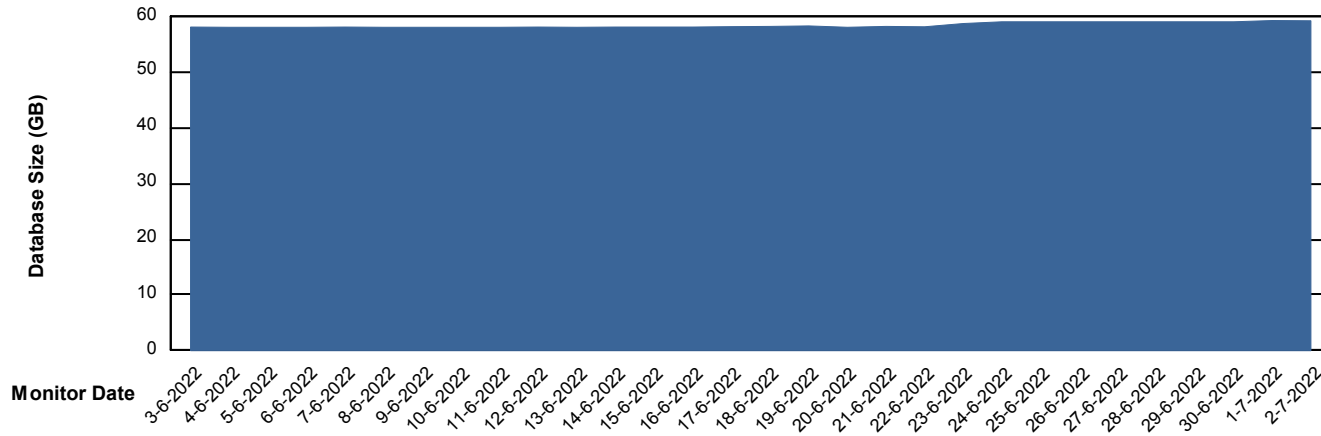
DATABASE SIZE ELJDB\_PRD\_BI

### Database growth over last month



DATABASE SIZE ELJDB\_Production

### Database growth over last month



# Weekly SLA Customer Report

Customer ELJ Production  
 Database ID 72



Database Tablespace ELJDB\_PRD\_BI

Date	Tablespace Name	Filesize (Gb)	Usedsize (Gb)	Percentage free
2-7-2022	ABSDATA	21	13	38
	INDX	23	17	26
1-7-2022	ABSDATA	21	13	38
	INDX	23	17	26
30-6-2022	ABSDATA	21	13	38
	INDX	23	17	26
29-6-2022	ABSDATA	21	13	38
	INDX	20	16	20
28-6-2022	ABSDATA	21	13	38
	INDX	20	16	20
27-6-2022	ABSDATA	15	13	13
	INDX	20	16	20
26-6-2022	ABSDATA	15	12	20
	INDX	20	16	20

# Weekly SLA Customer Report

Customer ELJ Production  
 Database ID 72



Database Tablespace ELJDB\_Production

Date	Tablespace Name	Filesize (Gb)	Usedsize (Gb)	Percentage free
2-7-2022	ABSDATA	47	38	19
	INDX	22	18	18
1-7-2022	ABSDATA	47	38	19
	INDX	22	18	18
30-6-2022	ABSDATA	47	38	19
	INDX	22	18	18
29-6-2022	ABSDATA	47	38	19
	INDX	22	18	18
28-6-2022	ABSDATA	47	38	19
	INDX	22	18	18
27-6-2022	ABSDATA	47	38	19
	INDX	22	18	18
26-6-2022	ABSDATA	47	38	19
	INDX	22	18	18

BI Status and last ETL error for ELJDB\_PRD\_BI

	zo 26/6/2022	ma 27/6/2022	di 28/6/2022	wo 29/6/2022	do 30/6/2022	vr 1/7/2022	za 2/7/2022
<b>ABS DataWarehouse ETL Health</b>	OK	OK	OK	OK	OK	OK	OK
<b>ABS DWHStaging ETL Health</b>	OK	OK	OK	OK	OK	OK	OK

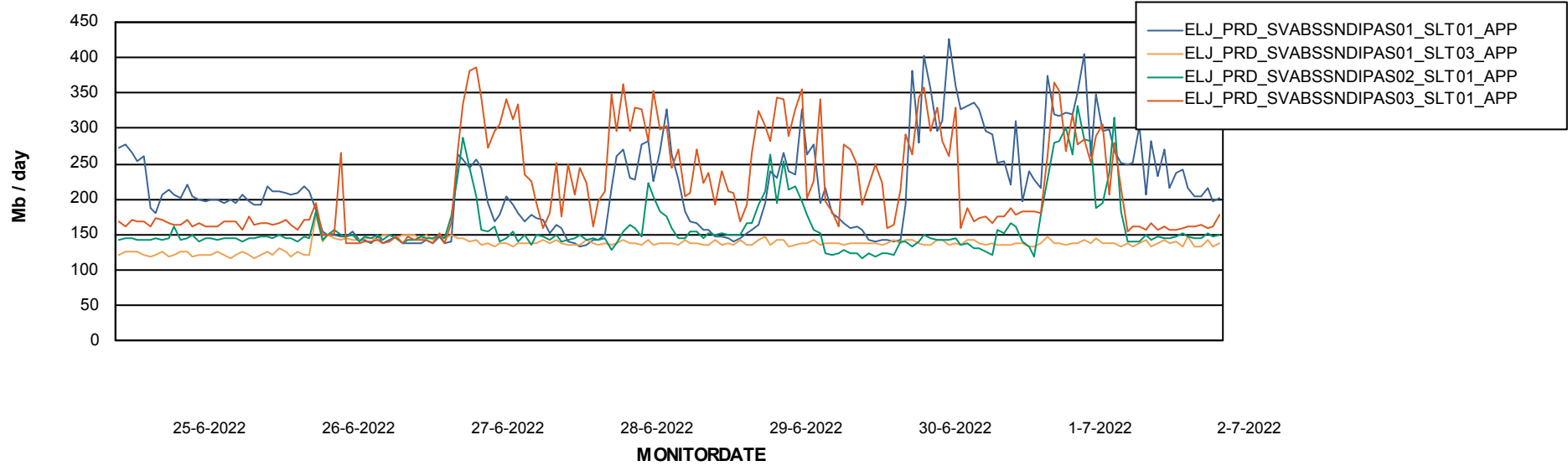
# Weekly SLA Customer Report

Customer ELJ Production  
Database ID 72

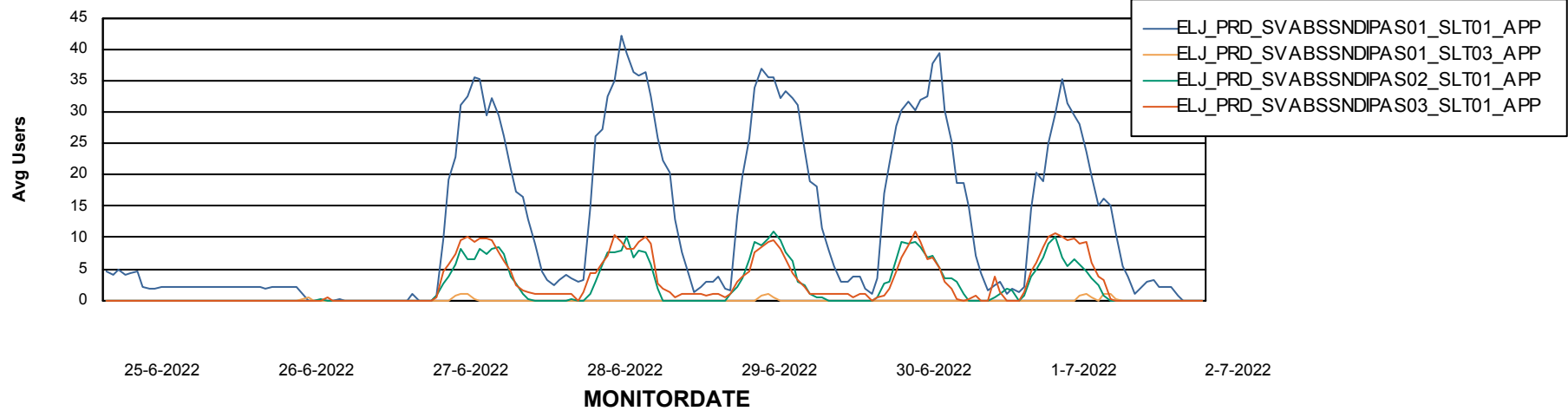


## ABSolute Application Server Services

### Avg memory used per ABS Server Service



### Avg users per day per ABS server



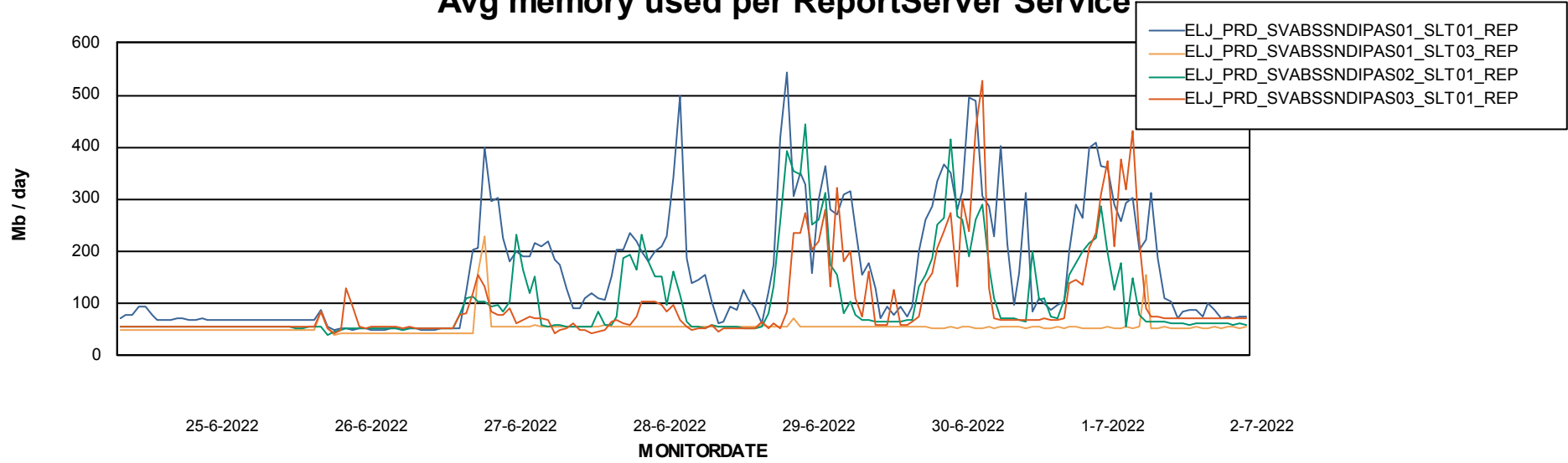
# Weekly SLA Customer Report

Customer ELJ Production  
Database ID 72



## ABSSolute Application ReportServer Services

### Avg memory used per ReportServer Service



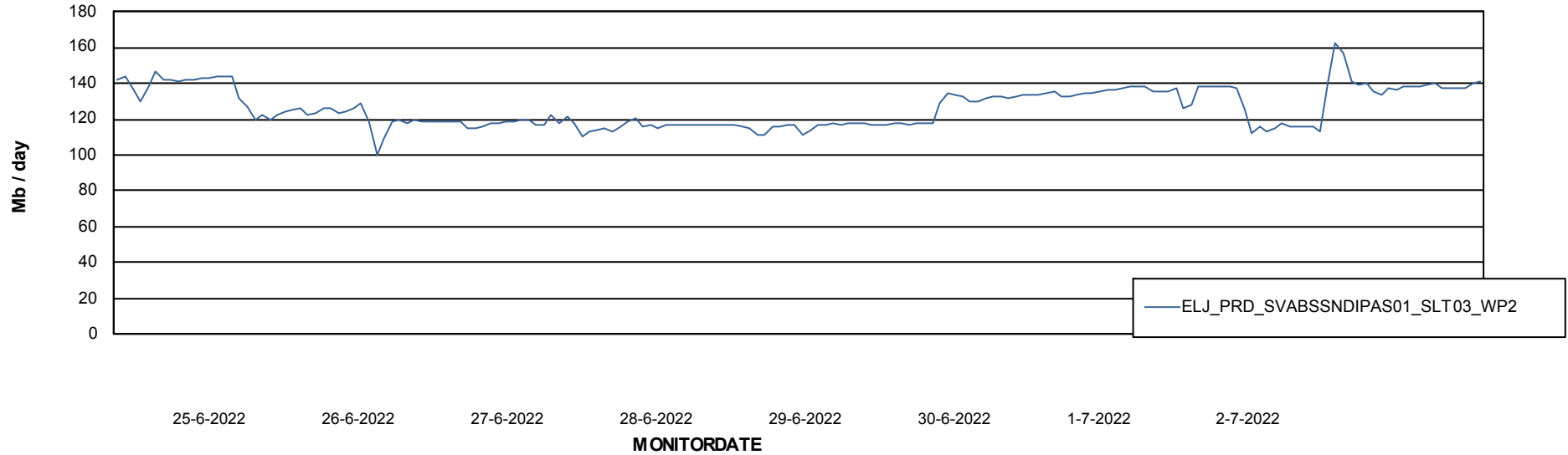
# Weekly SLA Customer Report

Customer ELJ Production  
Database ID 72



## ABSSolute Web Component Services

### Avg memory used per ABS Web component



# Weekly SLA Customer Report

Customer ELJ Production  
Database ID 72



## Disaster per ABS component

