

# Weekly SLA Customer Report

Customer BNL\_Production  
Database ID 83



## Harddisk Usage BNL\_PRD\_BSNLP-VM-ABSD02

	Free disk space on C: (%)	Total disk space on C: (Gb)	Used disk space on C: (Gb)	Free disk space on D: (%)	Total disk space on D: (Gb)	Used disk space on D: (Gb)	Free disk space on E: (%)	Total disk space on E: (Gb)	Used disk space on E: (Gb)	Free disk space on F: (%)
25-6-2022	56	127	56	65	1,512	533	88	500	58	80
24-6-2022	56	127	56	66	1,512	521	87	500	65	80
23-6-2022	56	127	56	65	1,512	524	88	500	59	80
22-6-2022	56	127	56	66	1,512	519	88	500	61	80
21-6-2022	56	127	56	65	1,512	522	89	500	54	80
20-6-2022	56	127	56	66	1,512	520	88	500	59	80
19-6-2022	56	127	56	66	1,512	520	89	500	53	80

## Harddisk Usage BNL\_PRD\_BSNLP-VM-ABSD03

	Free disk space on C: (%)	Total disk space on C: (Gb)	Used disk space on C: (Gb)	Free disk space on D: (%)	Total disk space on D: (Gb)	Used disk space on D: (Gb)	Free disk space on E: (%)	Total disk space on E: (Gb)	Used disk space on E: (Gb)	Free disk space on F: (%)
25-6-2022	52	127	61	86	1,512	219	76	500	119	80
24-6-2022	52	127	61	85	1,512	220	75	500	124	80
23-6-2022	52	127	60	85	1,512	219	75	500	123	80
22-6-2022	52	127	60	86	1,512	216	76	500	119	80
21-6-2022	52	127	60	86	1,512	217	76	500	118	80
20-6-2022	52	127	60	86	1,512	218	77	500	117	80
19-6-2022	52	127	60	86	1,512	218	77	500	115	80

# Weekly SLA Customer Report

Customer BNL\_Production  
Database ID 83



Harddisk Usage BNL\_PRD\_bsnlp-vm-absw01

	Free disk space on C: (%)	Total disk space on C: (Gb)	Used disk space on C: (Gb)	Free disk space on D: (%)	Total disk space on D: (Gb)	Used disk space on D: (Gb)	Free disk space on E: (%)	Total disk space on E: (Gb)	Used disk space on E: (Gb)
25-6-2022	76	127	31	97	128	4	91	16	1
24-6-2022	76	127	31	97	128	4	91	16	1
23-6-2022	75	127	32	97	128	4	91	16	1
22-6-2022	75	127	32	97	128	4	91	16	1
21-6-2022	75	127	31	97	128	4	91	16	1
20-6-2022	75	127	31	97	128	4	91	16	1
19-6-2022	75	127	31	97	128	4	91	16	1

Harddisk Usage BNL\_PRD\_vm-absa01

	Free disk space on C: (%)	Total disk space on C: (Gb)	Used disk space on C: (Gb)	Free disk space on D: (%)	Total disk space on D: (Gb)	Used disk space on D: (Gb)	Free disk space on E: (%)	Total disk space on E: (Gb)	Used disk space on E: (Gb)
25-6-2022	74	127	33	81	127	25	92	64	5
24-6-2022	74	127	33	81	127	25	92	64	5
23-6-2022	73	127	34	81	127	25	92	64	5
22-6-2022	73	127	34	81	127	25	92	64	5
21-6-2022	73	127	34	81	127	25	92	64	5
20-6-2022	73	127	34	81	127	25	92	64	5
19-6-2022	73	127	34	81	127	25	92	64	5

# Weekly SLA Customer Report

Customer BNL\_Production  
Database ID 83



## Harddisk Usage BNL\_PRD\_vm-absa02

	Free disk space on C: (%)	Total disk space on C: (Gb)	Used disk space on C: (Gb)	Free disk space on D: (%)	Total disk space on D: (Gb)	Used disk space on D: (Gb)	Free disk space on F: (%)	Total disk space on F: (Gb)	Used disk space on F: (Gb)
25-6-2022	75	127	32	71	127	37	92	64	5
24-6-2022	75	127	32	71	127	37	92	64	5
23-6-2022	74	127	33	71	127	37	92	64	5
22-6-2022	74	127	33	71	127	37	92	64	5
21-6-2022	74	127	33	71	127	37	92	64	5
20-6-2022	74	127	33	71	127	37	92	64	5
19-6-2022	74	127	33	71	127	37	92	64	5

## Harddisk Usage BNL\_PRD\_vm-absa03

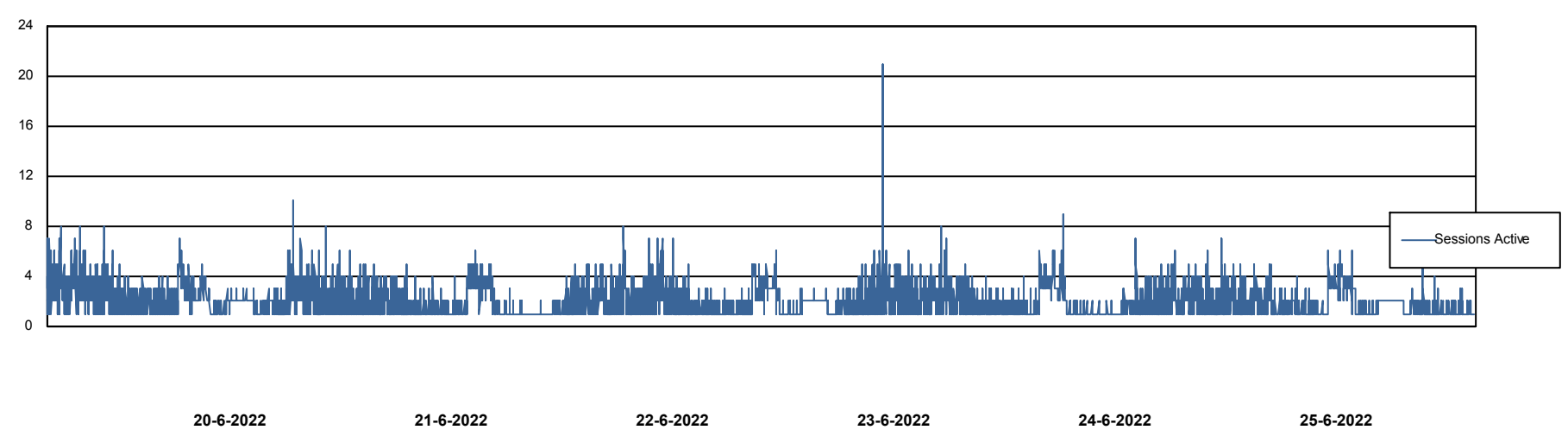
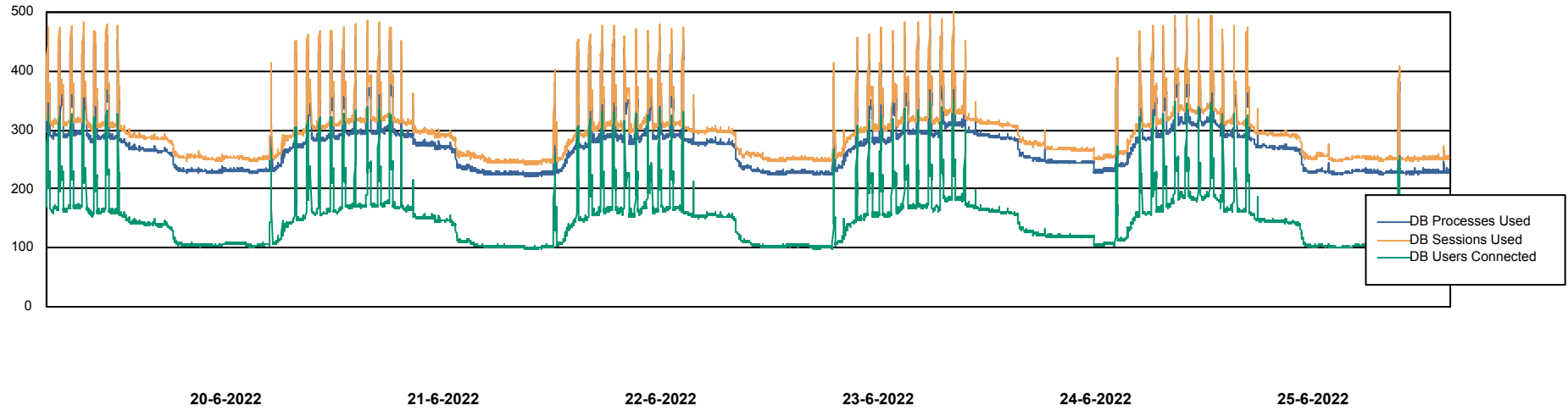
	Free disk space on C: (%)	Total disk space on C: (Gb)	Used disk space on C: (Gb)	Free disk space on D: (%)	Total disk space on D: (Gb)	Used disk space on D: (Gb)	Free disk space on F: (%)	Total disk space on F: (Gb)	Used disk space on F: (Gb)
25-6-2022	67	127	42	56	127	56	92	64	5
24-6-2022	67	127	42	56	127	56	92	64	5
23-6-2022	66	127	43	56	127	56	92	64	5
22-6-2022	66	127	43	56	127	56	92	64	5
21-6-2022	66	127	43	56	127	56	92	64	5
20-6-2022	66	127	43	56	127	56	92	64	5
19-6-2022	66	127	43	56	127	56	92	64	5

# Weekly SLA Customer Report

Customer BNL\_Production  
Database ID 83



## Database Performance BNLDB\_Production\_New

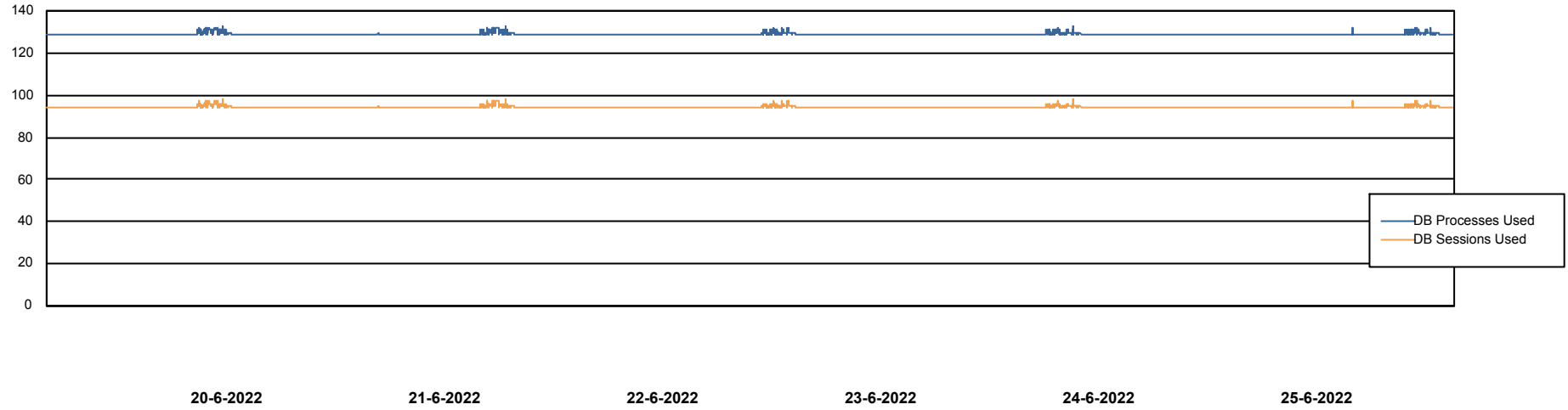


# Weekly SLA Customer Report

Customer BNL\_Production  
 Database ID 83

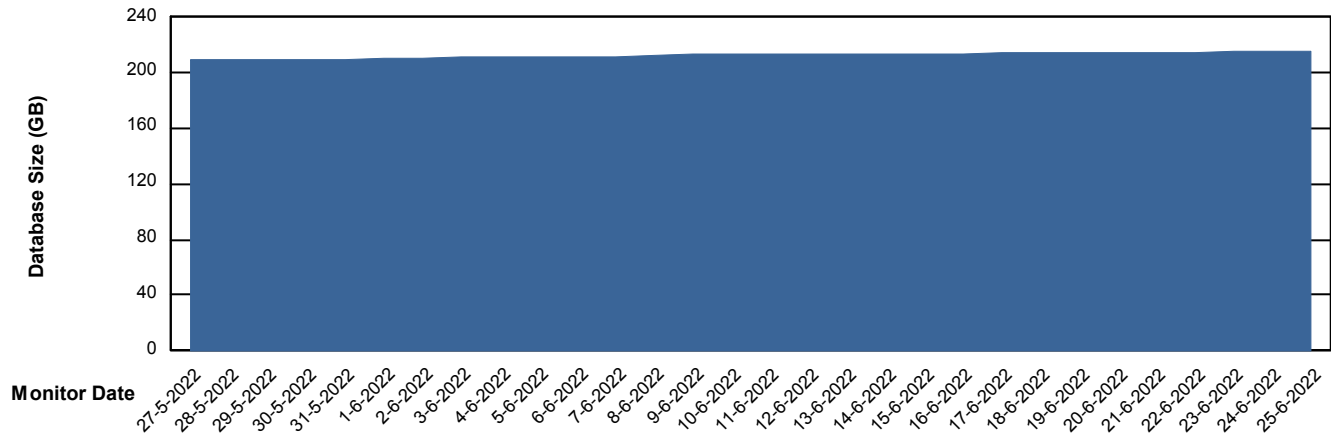


Database Performance BNLDB\_Standby



DATABASE SIZE BNLDB\_Production\_New

Database growth over last month



# Weekly SLA Customer Report

Customer BNL\_Production  
 Database ID 83

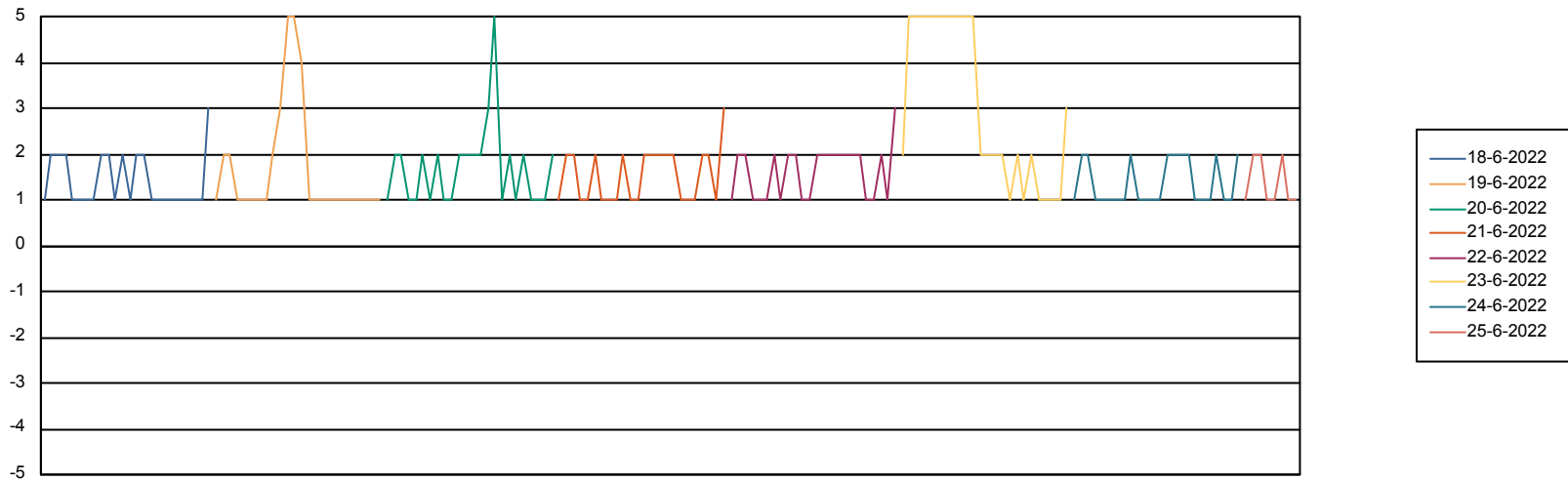


## Database Tablespace BNLDB\_Production\_New

Date	Tablespace Name	Filesize (Gb)	Usedsize (Gb)	Percentage free
25-6-2022	ABSDATA	105	71	32
	INDX	200	134	33
24-6-2022	ABSDATA	105	71	32
	INDX	200	134	33
23-6-2022	ABSDATA	105	71	32
	INDX	200	134	33
22-6-2022	ABSDATA	105	71	32
	INDX	200	134	33
21-6-2022	ABSDATA	105	71	32
	INDX	200	134	33
20-6-2022	ABSDATA	105	71	32
	INDX	200	134	33
19-6-2022	ABSDATA	105	71	32
	INDX	200	133	33

## Standby Database Health BNL\_Production

Recovery lag for last 7 days



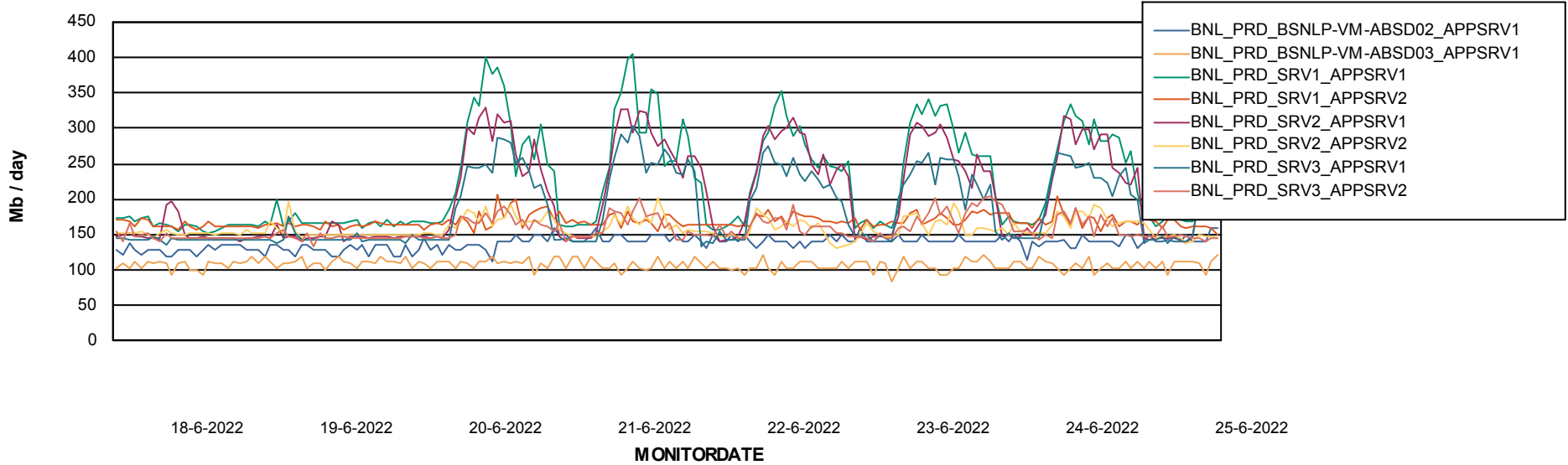
# Weekly SLA Customer Report

Customer BNL\_Production  
Database ID 83

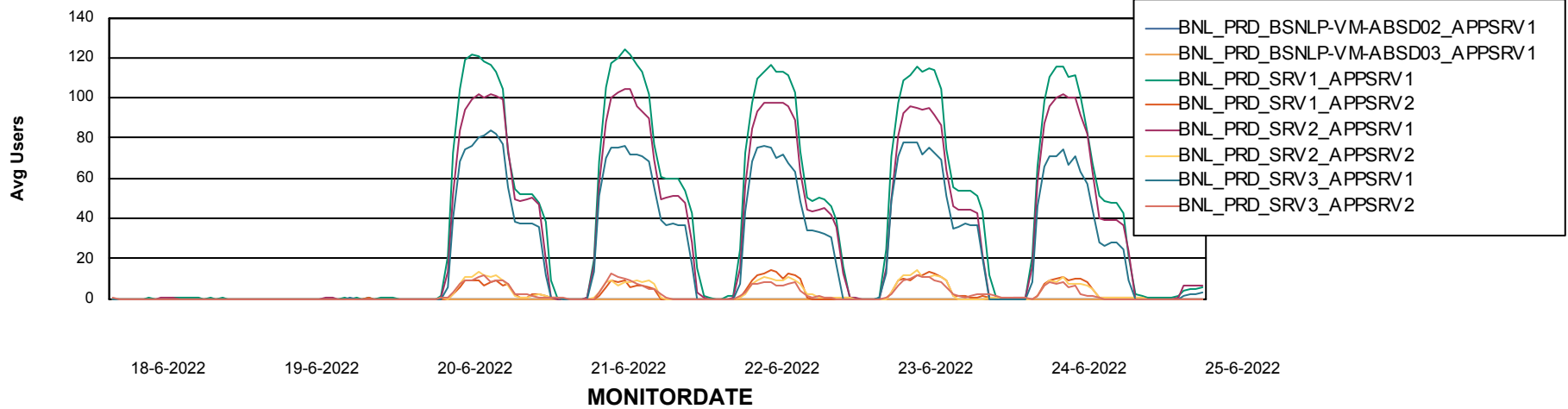


## ABSSolute Application Server Services

### Avg memory used per ABS Server Service



### Avg users per day per ABS server



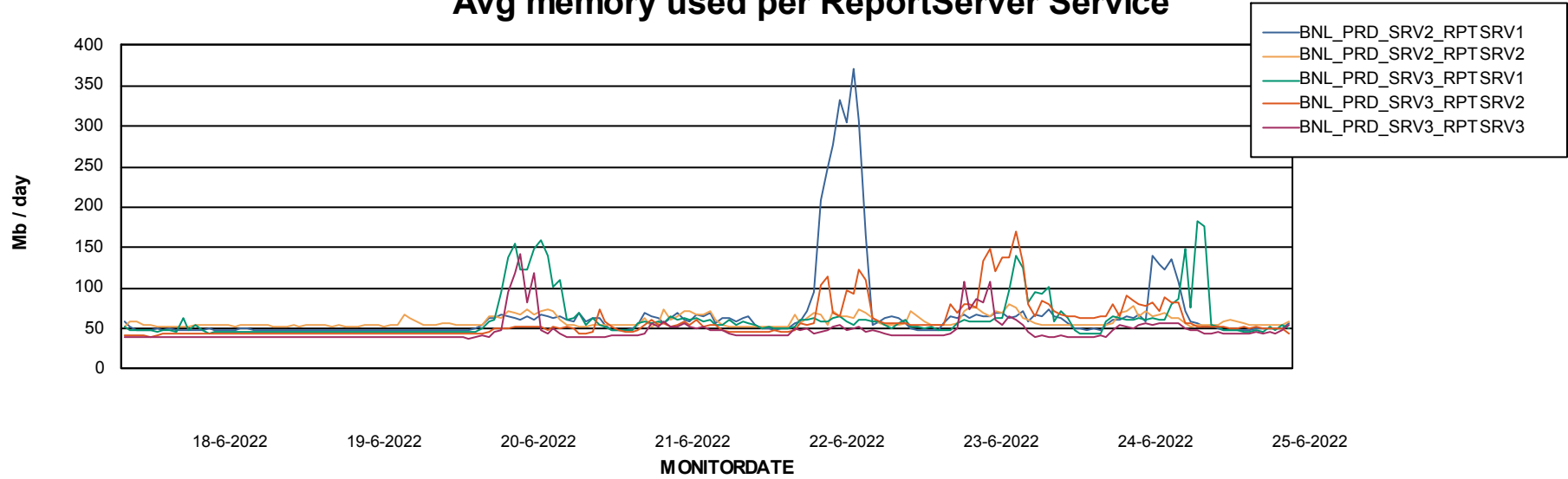
# Weekly SLA Customer Report

Customer BNL\_Production  
Database ID 83



## ABSolute Web Component Services

### Avg memory used per ReportServer Service



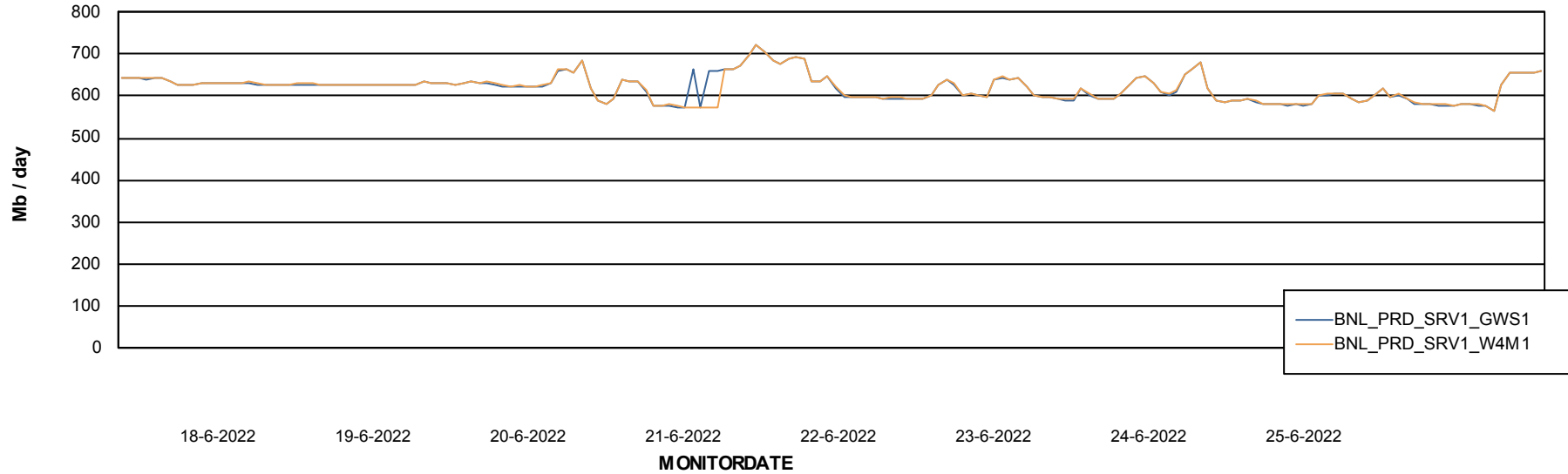
# Weekly SLA Customer Report

Customer BNL\_Production  
Database ID 83



## ABSSolute Web Component Services

### Avg memory used per ABS Web component



# Weekly SLA Customer Report

Customer BNL\_Production  
Database ID 83



## Disaster per ABS component

