

# Weekly SLA Customer Report

Customer BNL\_Production  
Database ID 83



## Harddisk Usage BNL\_PRD\_BSNLP-VM-ABSD02

	Free disk space on C: (%)	Total disk space on C: (Gb)	Used disk space on C: (Gb)	Free disk space on D: (%)	Total disk space on D: (Gb)	Used disk space on D: (Gb)	Free disk space on E: (%)	Total disk space on E: (Gb)	Used disk space on E: (Gb)	Free disk space on F: (%)
18-6-2022	56	127	56	63	1,512	563	86	500	71	80
17-6-2022	56	127	56	62	1,512	579	83	500	83	80
16-6-2022	55	127	57	62	1,512	569	86	500	72	80
15-6-2022	56	127	56	66	1,512	519	88	500	58	80
14-6-2022	56	127	56	65	1,512	522	89	500	53	80
13-6-2022	56	127	56	66	1,512	519	89	500	56	80
12-6-2022	56	127	56	66	1,512	520	90	500	50	80

## Harddisk Usage BNL\_PRD\_BSNLP-VM-ABSD03

	Free disk space on C: (%)	Total disk space on C: (Gb)	Used disk space on C: (Gb)	Free disk space on D: (%)	Total disk space on D: (Gb)	Used disk space on D: (Gb)	Free disk space on E: (%)	Total disk space on E: (Gb)	Used disk space on E: (Gb)	Free disk space on F: (%)
18-6-2022	52	127	60	84	1,512	246	77	500	115	80
17-6-2022	52	127	60	82	1,512	277	77	500	114	80
16-6-2022	52	127	60	83	1,512	264	77	500	115	80
15-6-2022	52	127	60	86	1,512	216	77	500	116	80
14-6-2022	52	127	60	86	1,512	216	76	500	118	80
13-6-2022	52	127	60	86	1,512	217	79	500	107	80
12-6-2022	52	127	60	86	1,512	217	79	500	104	80

# Weekly SLA Customer Report

Customer BNL\_Production  
Database ID 83



Harddisk Usage BNL\_PRD\_bsnlp-vm-absw01

	Free disk space on C: (%)	Total disk space on C: (Gb)	Used disk space on C: (Gb)	Free disk space on D: (%)	Total disk space on D: (Gb)	Used disk space on D: (Gb)	Free disk space on E: (%)	Total disk space on E: (Gb)	Used disk space on E: (Gb)
18-6-2022	75	127	31	97	128	4	91	16	1
17-6-2022	76	127	30	97	128	4	91	16	1
16-6-2022	76	127	30	97	128	4	91	16	1
15-6-2022	76	127	30	97	128	4	91	16	1
14-6-2022	76	127	30	97	128	4	91	16	1
13-6-2022	76	127	30	97	128	4	91	16	1
12-6-2022	76	127	30	97	128	4	91	16	1

Harddisk Usage BNL\_PRD\_vm-absa01

	Free disk space on C: (%)	Total disk space on C: (Gb)	Used disk space on C: (Gb)	Free disk space on D: (%)	Total disk space on D: (Gb)	Used disk space on D: (Gb)	Free disk space on E: (%)	Total disk space on E: (Gb)	Used disk space on E: (Gb)
18-6-2022	73	127	34	81	127	25	92	64	5
17-6-2022	74	127	33	81	127	25	92	64	5
16-6-2022	74	127	33	81	127	25	92	64	5
15-6-2022	74	127	33	81	127	25	92	64	5
14-6-2022	74	127	33	81	127	25	92	64	5
13-6-2022	74	127	33	81	127	24	92	64	5
12-6-2022	74	127	33	81	127	24	92	64	5

# Weekly SLA Customer Report

Customer BNL\_Production  
Database ID 83



## Harddisk Usage BNL\_PRD\_vm-absa02

	Free disk space on C: (%)	Total disk space on C: (Gb)	Used disk space on C: (Gb)	Free disk space on D: (%)	Total disk space on D: (Gb)	Used disk space on D: (Gb)	Free disk space on F: (%)	Total disk space on F: (Gb)	Used disk space on F: (Gb)
18-6-2022	75	127	32	71	127	37	92	64	5
17-6-2022	74	127	33	71	127	37	92	64	5
16-6-2022	75	127	31	71	127	37	92	64	5
15-6-2022	75	127	31	71	127	37	92	64	5
14-6-2022	75	127	31	71	127	37	92	64	5
13-6-2022	75	127	31	71	127	37	92	64	5
12-6-2022	75	127	31	71	127	37	92	64	5

## Harddisk Usage BNL\_PRD\_vm-absa03

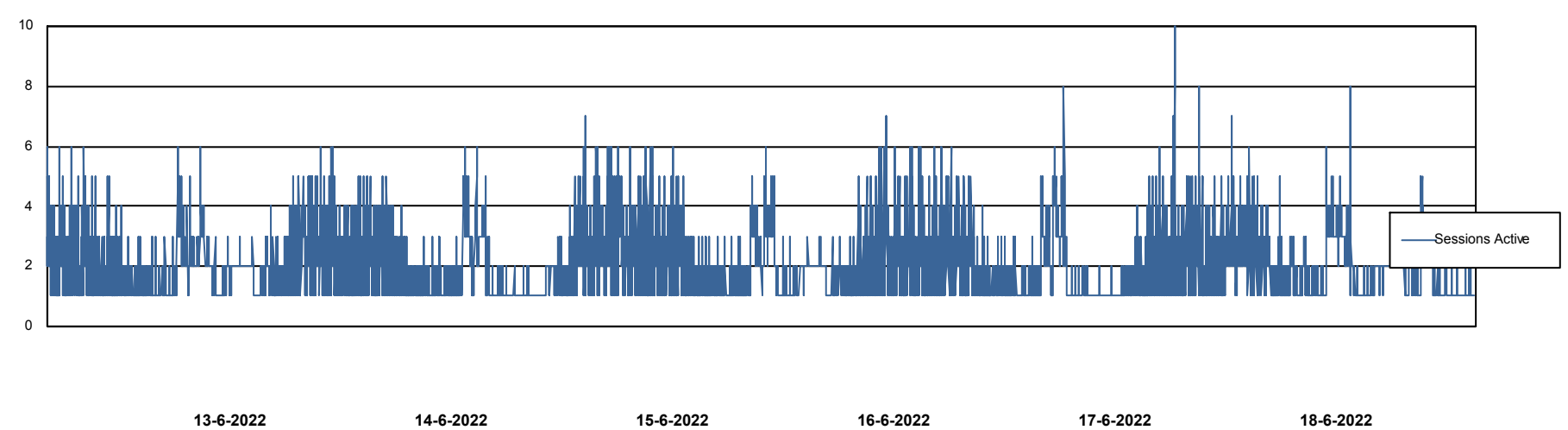
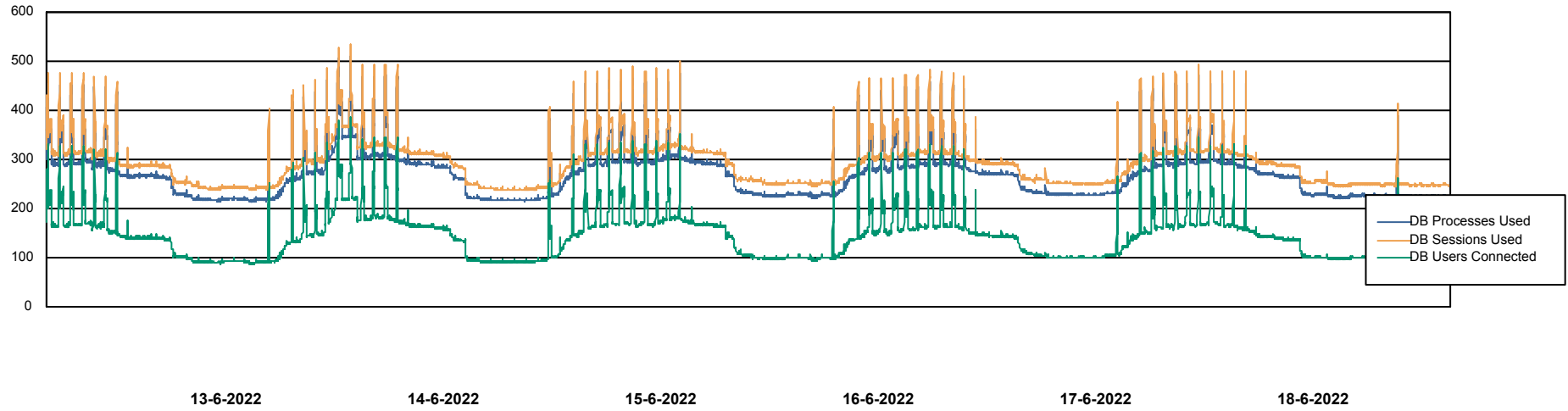
	Free disk space on C: (%)	Total disk space on C: (Gb)	Used disk space on C: (Gb)	Free disk space on D: (%)	Total disk space on D: (Gb)	Used disk space on D: (Gb)	Free disk space on F: (%)	Total disk space on F: (Gb)	Used disk space on F: (Gb)
18-6-2022	67	127	43	56	127	56	92	64	5
17-6-2022	67	127	41	56	127	56	92	64	5
16-6-2022	68	127	41	56	127	56	92	64	5
15-6-2022	68	127	41	56	127	56	92	64	5
14-6-2022	68	127	41	56	127	56	92	64	5
13-6-2022	68	127	41	56	127	56	92	64	5
12-6-2022	68	127	41	56	127	56	92	64	5

# Weekly SLA Customer Report

Customer BNL\_Production  
Database ID 83



## Database Performance BNLDB\_Production\_New

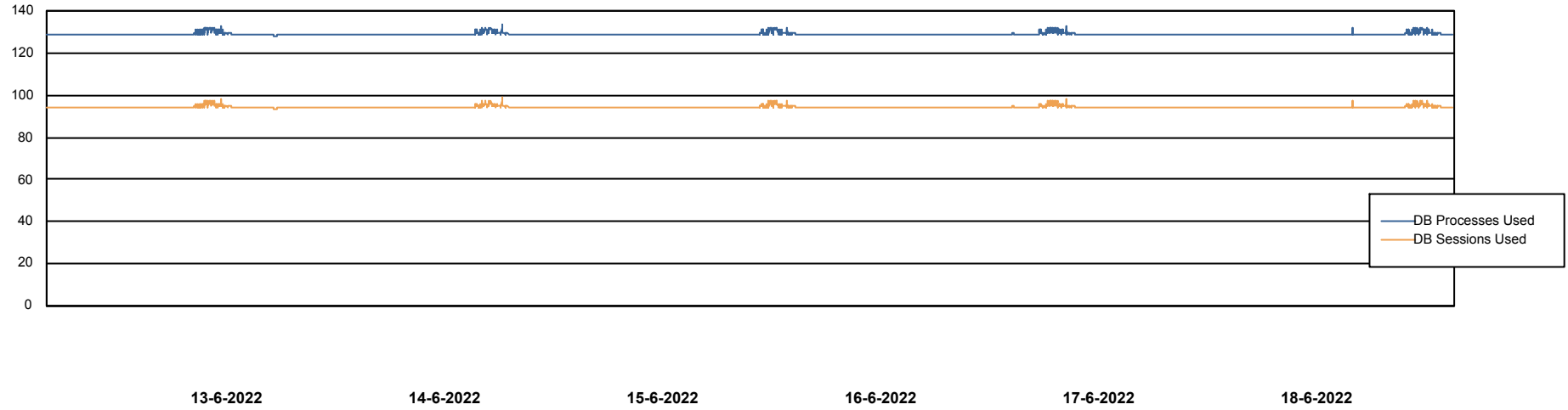


# Weekly SLA Customer Report

Customer BNL\_Production  
Database ID 83

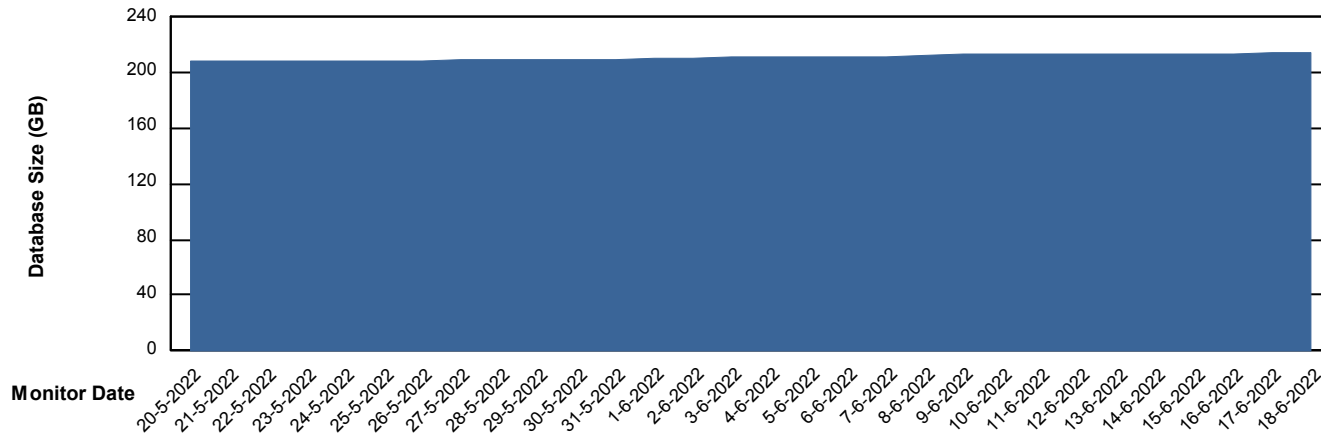


## Database Performance BNLDB\_Standby



## DATABASE SIZE BNLDB\_Production\_New

### Database growth over last month



# Weekly SLA Customer Report

Customer BNL\_Production  
 Database ID 83

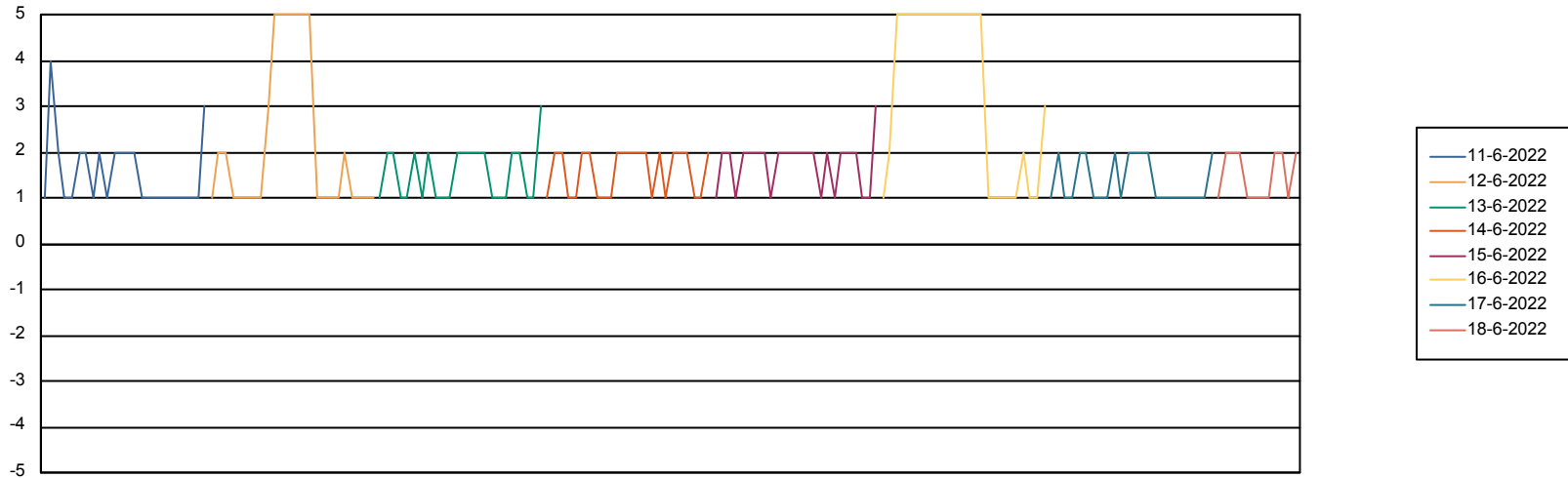


## Database Tablespace BNLDB\_Production\_New

Date	Tablespace Name	Filesize (Gb)	Usedsize (Gb)	Percentage free
18-6-2022	ABSDATA	105	71	32
	INDX	200	133	33
17-6-2022	ABSDATA	105	71	32
	INDX	200	133	33
16-6-2022	ABSDATA	105	71	32
	INDX	200	133	33
15-6-2022	ABSDATA	105	71	32
	INDX	200	133	33
14-6-2022	ABSDATA	105	71	32
	INDX	200	133	34
13-6-2022	ABSDATA	105	71	32
	INDX	200	133	34
12-6-2022	ABSDATA	105	71	32
	INDX	200	133	34

## Standby Database Health BNL\_Production

Recovery lag for last 7 days



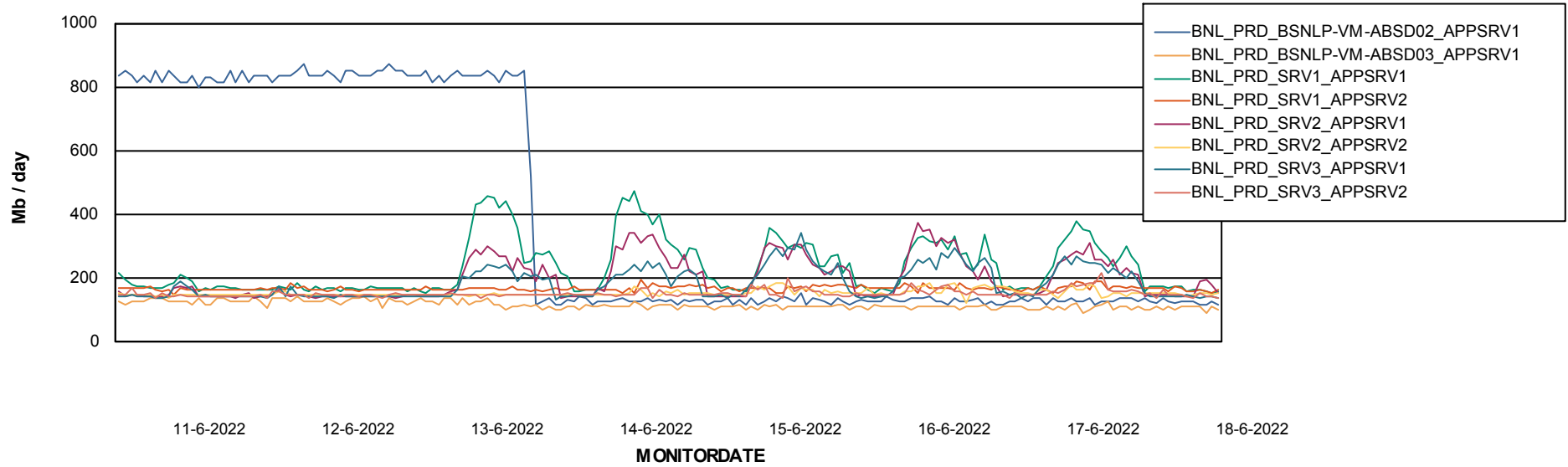
# Weekly SLA Customer Report

Customer BNL\_Production  
Database ID 83

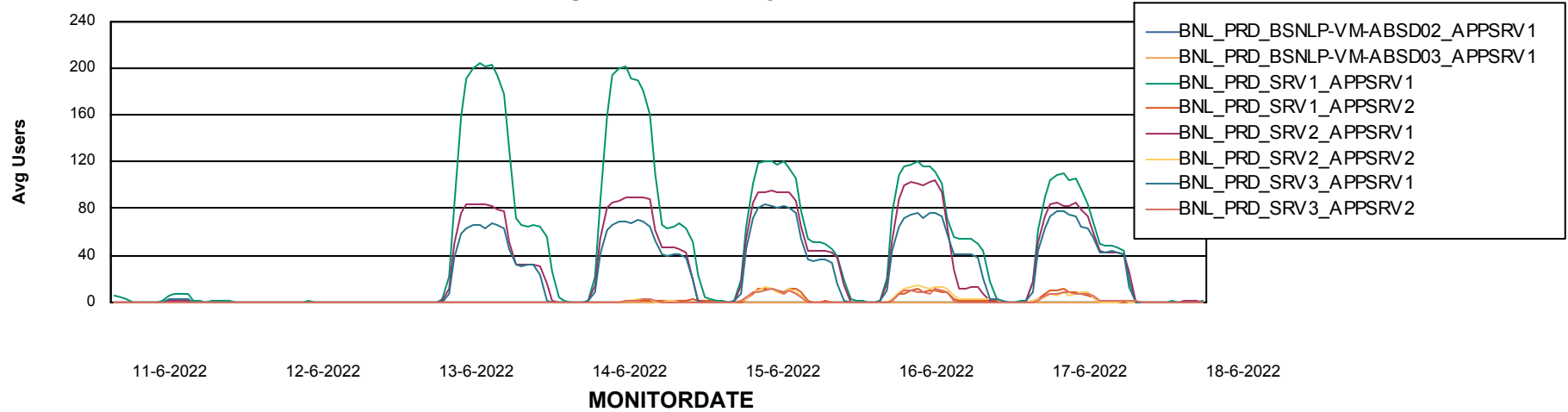


## ABSSolute Application Server Services

### Avg memory used per ABS Server Service



### Avg users per day per ABS server



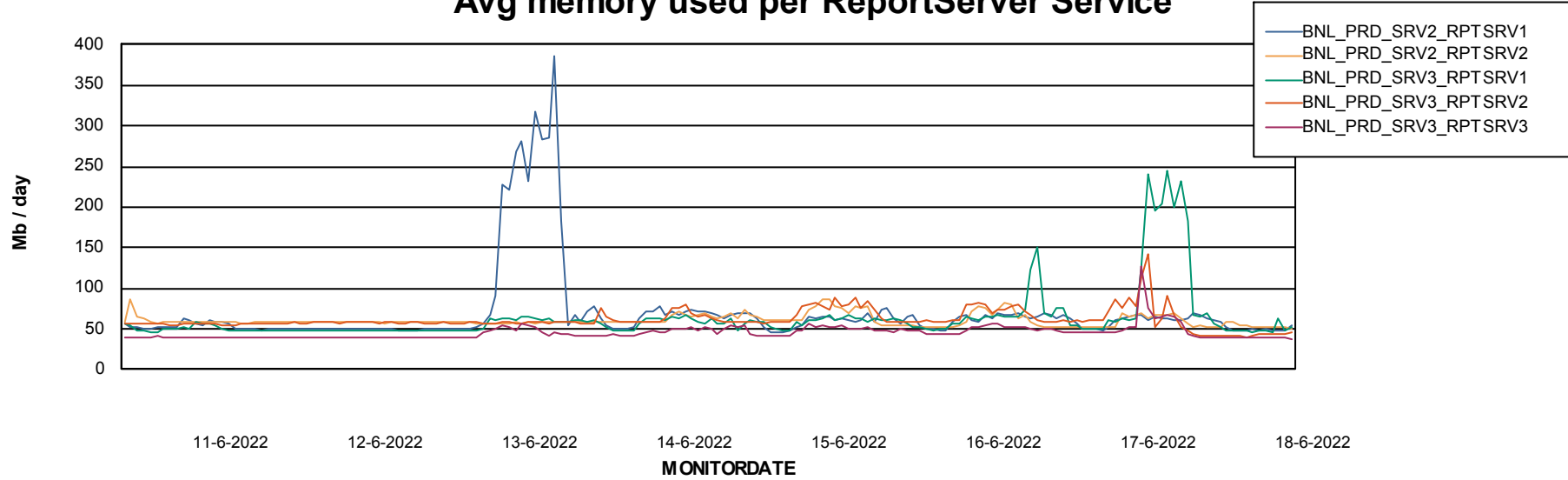
# Weekly SLA Customer Report

Customer BNL\_Production  
Database ID 83



## ABSolute Web Component Services

### Avg memory used per ReportServer Service



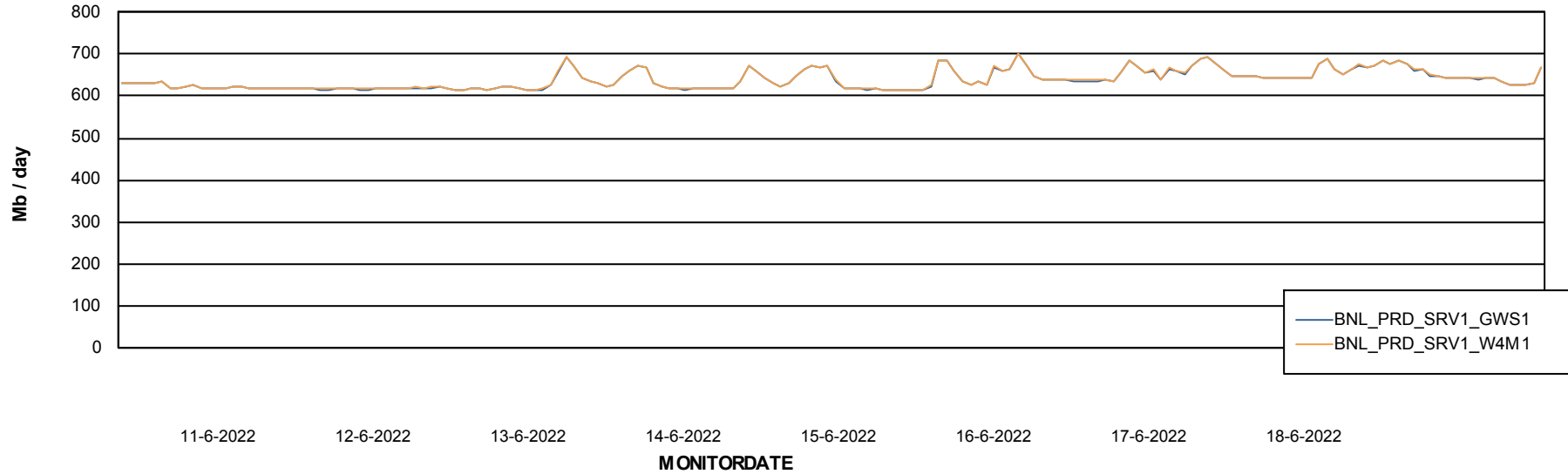
# Weekly SLA Customer Report

Customer BNL\_Production  
Database ID 83



## ABSSolute Web Component Services

### Avg memory used per ABS Web component



# Weekly SLA Customer Report

Customer BNL\_Production  
Database ID 83



## Disaster per ABS component

