

Weekly SLA Customer Report

Customer SNG_Production
Database ID 70



Harddisk Usage SNG_PRD_ORACLE1

	Free disk space on / (%)	Total disk space on / (Gb)	Used disk space on / (Gb)	Free disk space on /boot (%)	Total disk space on /boot (Gb)	Used disk space on /boot (Gb)	Free disk space on /home (%)	Total disk space on /home (Gb)	Used disk space on /home (Gb)	Free disk space on /u01 (%)
11-6-2022	41	550	324	77	1	0	100	561	0	89
10-6-2022	41	550	324	77	1	0	100	561	0	89
9-6-2022	41	550	324	77	1	0	100	561	0	89
8-6-2022	41	550	324	77	1	0	100	561	0	89
7-6-2022	41	550	324	77	1	0	100	561	0	89
6-6-2022	41	550	324	77	1	0	100	561	0	89
5-6-2022	41	550	324	77	1	0	100	561	0	89

Harddisk Usage SNG_PRD_SVR1_ABSAPP1

	Free disk space on C: (%)	Total disk space on C: (Gb)	Used disk space on C: (Gb)	Free disk space on D: (%)	Total disk space on D: (Gb)	Used disk space on D: (Gb)	Free disk space on Z: (%)	Total disk space on Z: (Gb)	Used disk space on Z: (Gb)
11-6-2022	27	40	29	63	80	30	0	5	5
10-6-2022	27	40	29	63	80	30	0	5	5
9-6-2022	27	40	29	63	80	30	0	5	5
8-6-2022	27	40	29	65	80	28	0	5	5
7-6-2022	27	40	29	68	80	25	0	5	5
6-6-2022	27	40	29	68	80	25	0	5	5
5-6-2022	27	40	29	68	80	25	0	5	5

Weekly SLA Customer Report

Customer SNG_Production
Database ID 70



Harddisk Usage SNG_PRD_SVR1_ABSWEB1

	Free disk space on C: (%)	Total disk space on C: (Gb)	Used disk space on C: (Gb)	Free disk space on D: (%)	Total disk space on D: (Gb)	Used disk space on D: (Gb)
11-6-2022	32	40	27	0	5	5
10-6-2022	32	40	27	0	5	5
9-6-2022	32	40	27	0	5	5
8-6-2022	33	40	27	0	5	5
7-6-2022	33	40	27	0	5	5
6-6-2022	33	40	26	0	5	5
5-6-2022	33	40	26	0	5	5

Harddisk Usage SNG_PRD_SVR1_ABSWEB2

	Free disk space on C: (%)	Total disk space on C: (Gb)	Used disk space on C: (Gb)	Free disk space on D: (%)	Total disk space on D: (Gb)	Used disk space on D: (Gb)
11-6-2022	38	40	24	0	5	5
10-6-2022	39	40	24	0	5	5
9-6-2022	39	40	24	0	5	5
8-6-2022	39	40	24	0	5	5
7-6-2022	39	40	24	0	5	5
6-6-2022	39	40	24	0	5	5
5-6-2022	39	40	24	0	5	5

Weekly SLA Customer Report

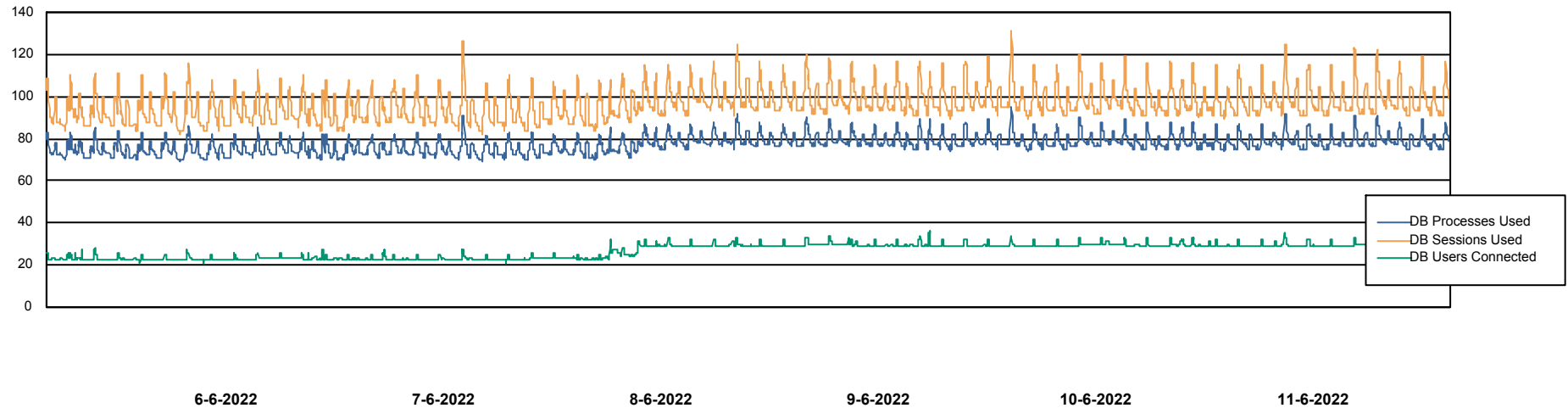
Customer SNG_Production
 Database ID 70



Harddisk Usage SNG_PRD_SVR2_ABSAPP2

	Free disk space on C: (%)	Total disk space on C: (Gb)	Used disk space on C: (Gb)	Free disk space on D: (%)	Total disk space on D: (Gb)	Used disk space on D: (Gb)	Free disk space on Z: (%)	Total disk space on Z: (Gb)	Used disk space on Z: (Gb)
11-6-2022	34	40	26	92	80	6	0	5	5
10-6-2022	34	40	26	92	80	6	0	5	5
9-6-2022	34	40	26	92	80	6	0	5	5
8-6-2022	34	40	26	92	80	6	0	5	5
7-6-2022	34	40	26	92	80	6	0	5	5
6-6-2022	34	40	26	92	80	6	0	5	5
5-6-2022	34	40	26	92	80	6	0	5	5

Database Performance SNG_PRD_ORACLE1



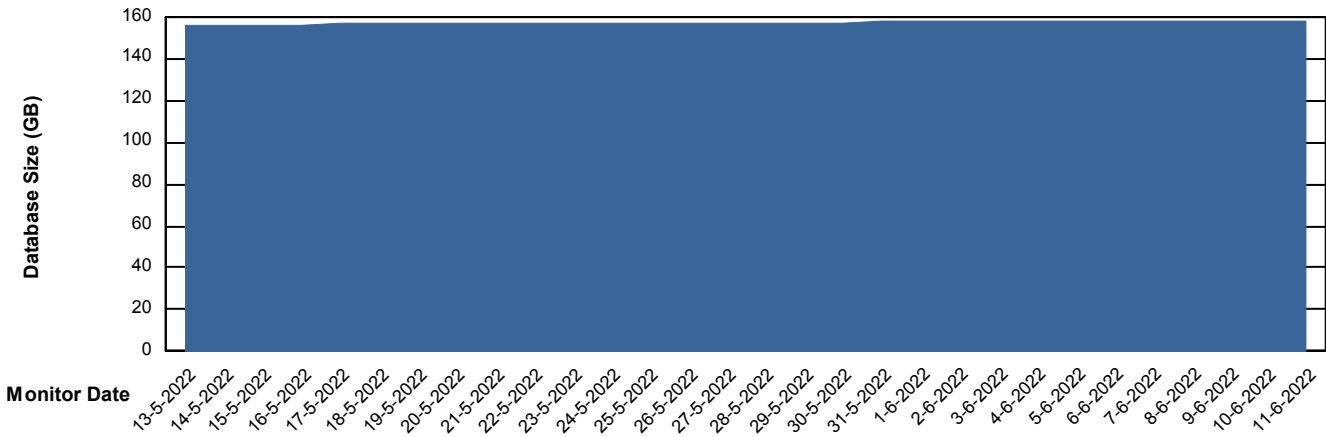
Weekly SLA Customer Report

Customer SNG_Production
 Database ID 70



DATABASE SIZE SNG_PRD_ORACLE1

Database growth over last month



Database Tablespace SNG_PRD_ORACLE1

Date	Tablespace Name	Filesize (Gb)	Usedsize (Gb)	Percentage free
11-6-2022	ABSDATA	48	34	29
	INDX	110	90	18
10-6-2022	ABSDATA	48	34	29
	INDX	110	90	18
9-6-2022	ABSDATA	48	34	29
	INDX	110	90	18
8-6-2022	ABSDATA	48	34	29
	INDX	110	90	18
7-6-2022	ABSDATA	48	34	29
	INDX	110	90	18
6-6-2022	ABSDATA	48	34	29
	INDX	110	90	18
5-6-2022	ABSDATA	48	34	29
	INDX	110	90	18

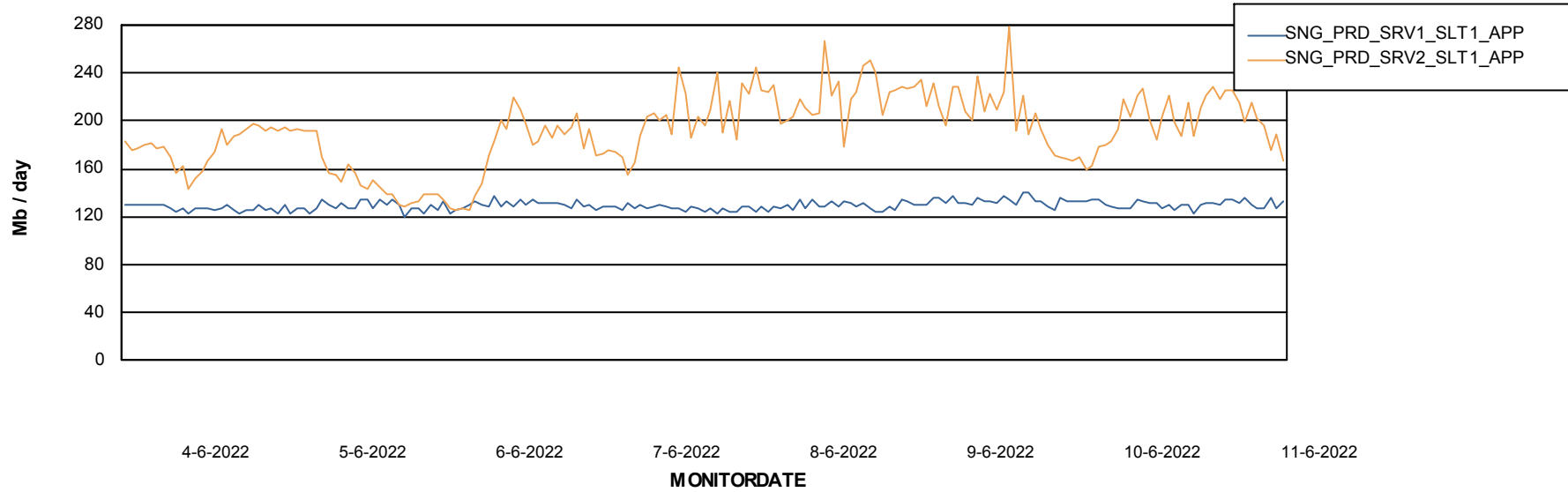
Weekly SLA Customer Report

Customer SNG_Production
Database ID 70

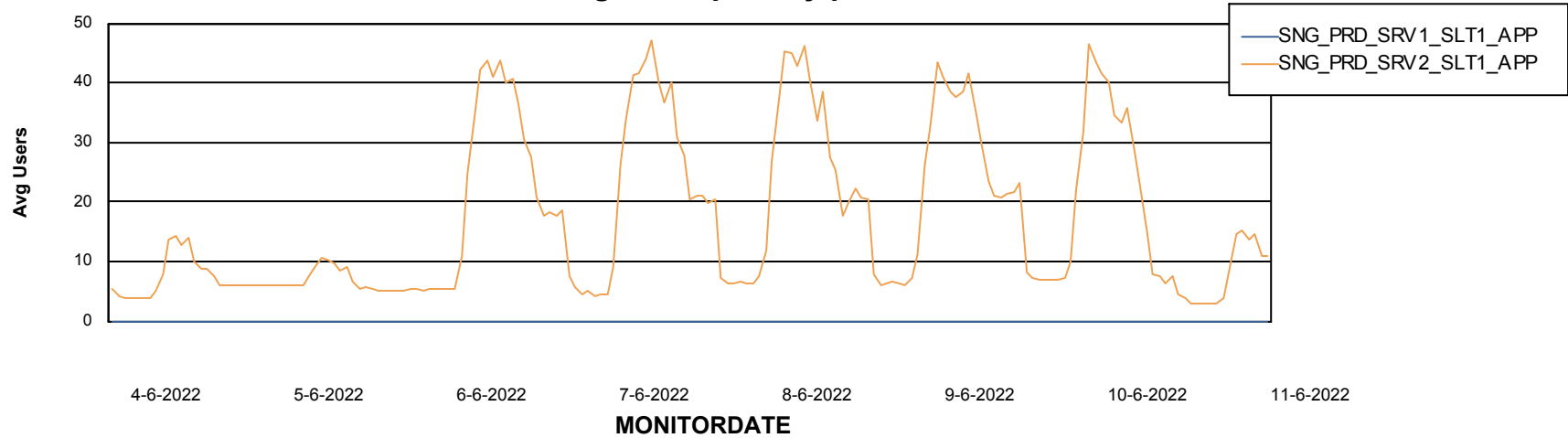


ABSSolute Application Server Services

Avg memory used per ABS Server Service



Avg users per day per ABS server



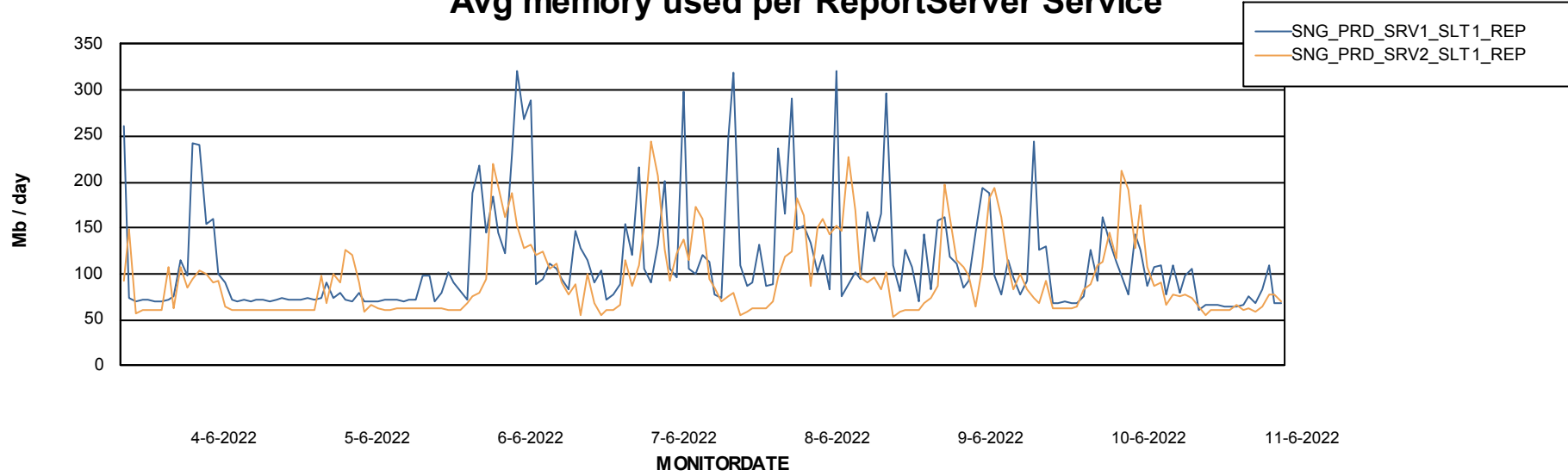
Weekly SLA Customer Report

Customer SNG_Production
Database ID 70



ABSSolute Application ReportServer Services

Avg memory used per ReportServer Service



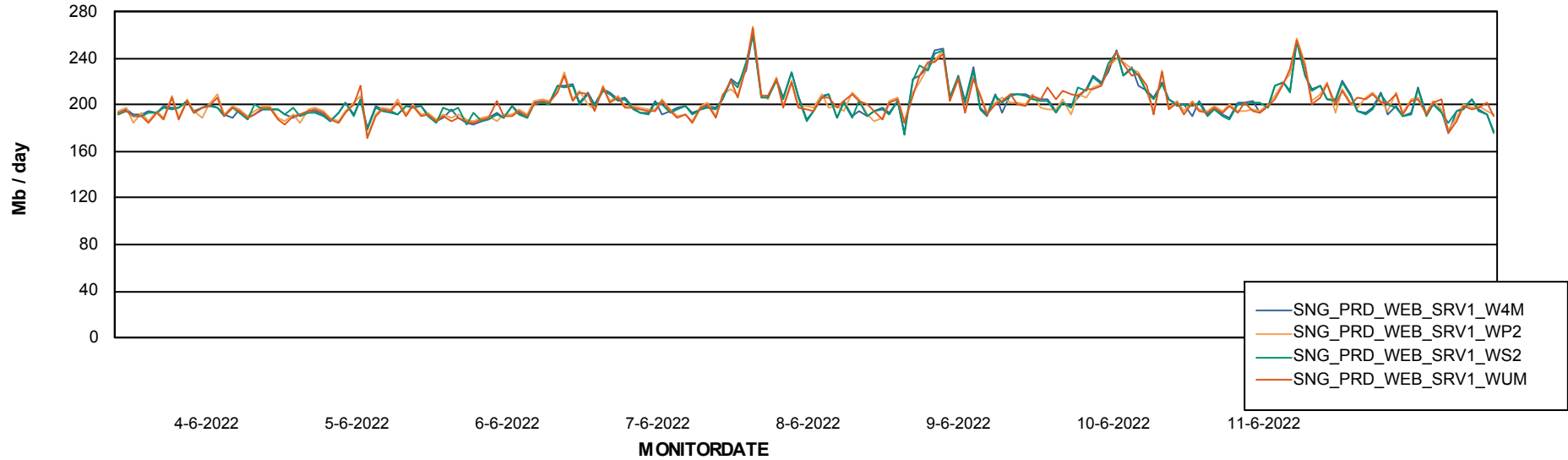
Weekly SLA Customer Report

Customer SNG_Production
Database ID 70



ABSSolute Web Component Services

Avg memory used per ABS Web component



Weekly SLA Customer Report

Customer SNG_Production
Database ID 70



Disaster per ABS component

