

# Weekly SLA Customer Report

Customer LLG\_Production  
Database ID 53



## Harddisk Usage LLG\_PRD\_APP01

	Free disk space on C: (%)	Total disk space on C: (Gb)	Used disk space on C: (Gb)	Free disk space on D: (%)	Total disk space on D: (Gb)	Used disk space on D: (Gb)
11-6-2022	23	200	153	96	200	8
10-6-2022	23	200	153	96	200	8
9-6-2022	23	200	153	96	200	8
8-6-2022	23	200	153	96	200	8
7-6-2022	26	200	147	96	200	8
6-6-2022	28	200	144	96	200	8
5-6-2022	28	200	144	96	200	8

## Harddisk Usage LLG\_PRD\_APP02

	Free disk space on C: (%)	Total disk space on C: (Gb)	Used disk space on C: (Gb)	Free disk space on D: (%)	Total disk space on D: (Gb)	Used disk space on D: (Gb)
11-6-2022	59	200	81	92	200	16
10-6-2022	59	200	81	92	200	16
9-6-2022	59	200	81	92	200	16
8-6-2022	59	200	81	92	200	16
7-6-2022	59	200	81	92	200	16
6-6-2022	59	200	81	92	200	16
5-6-2022	59	200	81	92	200	16

# Weekly SLA Customer Report

Customer LLG\_Production  
 Database ID 53



Harddisk Usage LLG\_PRD\_BI02

	Free disk space on C: (%)	Total disk space on C: (Gb)	Used disk space on C: (Gb)	Free disk space on D: (%)	Total disk space on D: (Gb)	Used disk space on D: (Gb)
11-6-2022	63	150	55	51	685	333
10-6-2022	63	150	55	51	685	333
9-6-2022	63	150	55	51	685	333
8-6-2022	63	150	55	51	685	333
7-6-2022	63	150	55	51	685	333
6-6-2022	63	150	55	51	685	333
5-6-2022	63	150	55	51	685	333

Harddisk Usage LLG\_PRD\_OR01

	Free disk space on C: (%)	Total disk space on C: (Gb)	Used disk space on C: (Gb)	Free disk space on D: (%)	Total disk space on D: (Gb)	Used disk space on D: (Gb)	Free disk space on E: (%)	Total disk space on E: (Gb)	Used disk space on E: (Gb)
11-6-2022	84	279	46	56	928	406	51	749	366
10-6-2022	84	279	46	56	928	406	51	749	370
9-6-2022	84	279	46	56	928	406	50	749	374
8-6-2022	84	279	46	56	928	406	50	749	378
7-6-2022	84	279	46	56	928	406	49	749	381
6-6-2022	84	279	46	56	928	404	48	749	392
5-6-2022	84	279	46	57	928	402	49	749	385

# Weekly SLA Customer Report

Customer LLG\_Production  
Database ID 53



## Harddisk Usage LLG\_PRD\_OR02

	Free disk space on C: (%)	Total disk space on C: (Gb)	Used disk space on C: (Gb)	Free disk space on D: (%)	Total disk space on D: (Gb)	Used disk space on D: (Gb)	Free disk space on E: (%)	Total disk space on E: (Gb)	Used disk space on E: (Gb)
11-6-2022	87	279	36	88	1,117	131	93	559	38
10-6-2022	87	279	36	88	1,117	131	93	559	38
9-6-2022	87	279	36	88	1,117	131	93	559	38
8-6-2022	87	279	36	88	1,117	131	93	559	38
7-6-2022	87	279	36	88	1,117	131	93	559	38
6-6-2022	87	279	36	88	1,117	131	93	559	38
5-6-2022	87	279	36	88	1,117	131	93	559	38

## Harddisk Usage LLG\_PRD\_TS2

	Free disk space on C: (%)	Total disk space on C: (Gb)	Used disk space on C: (Gb)	Free disk space on D: (%)	Total disk space on D: (Gb)	Used disk space on D: (Gb)	Free disk space on E: (%)	Total disk space on E: (Gb)	Used disk space on E: (Gb)
11-6-2022	23	279	215	62	993	379	58	684	288
10-6-2022	23	279	215	62	993	379	58	684	289
9-6-2022	23	279	215	62	993	379	58	684	290
8-6-2022	23	279	215	62	993	379	58	684	290
7-6-2022	23	279	215	62	993	379	57	684	291
6-6-2022	23	279	214	62	993	379	50	684	339
5-6-2022	23	279	214	62	993	379	57	684	292

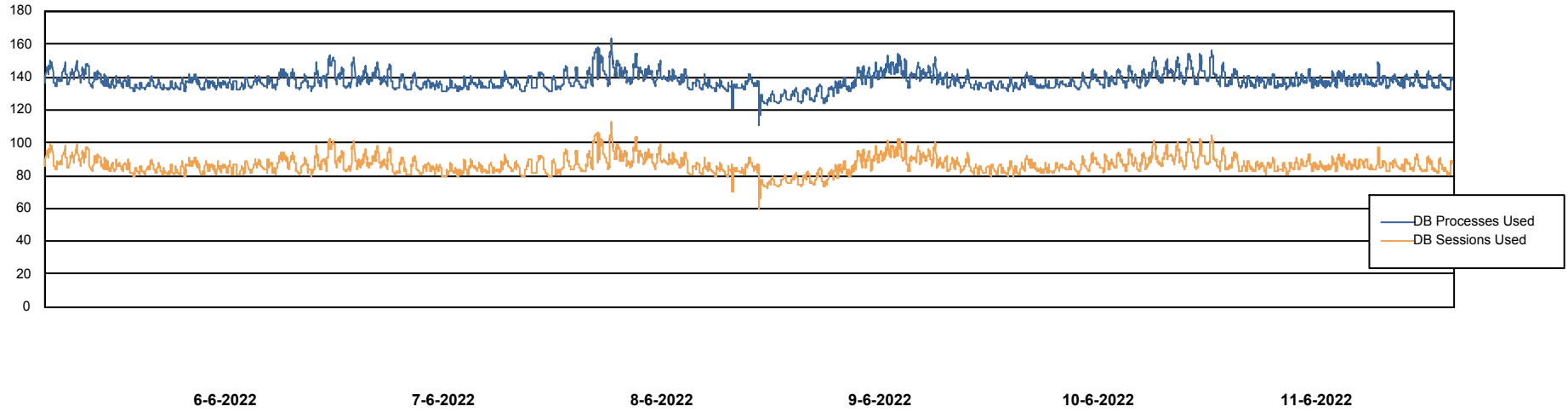
# Weekly SLA Customer Report

Customer LLG\_Production  
Database ID 53



## Database Performance LIGDB\_Production

DB Processes Max 300  
DB Processes Max 4



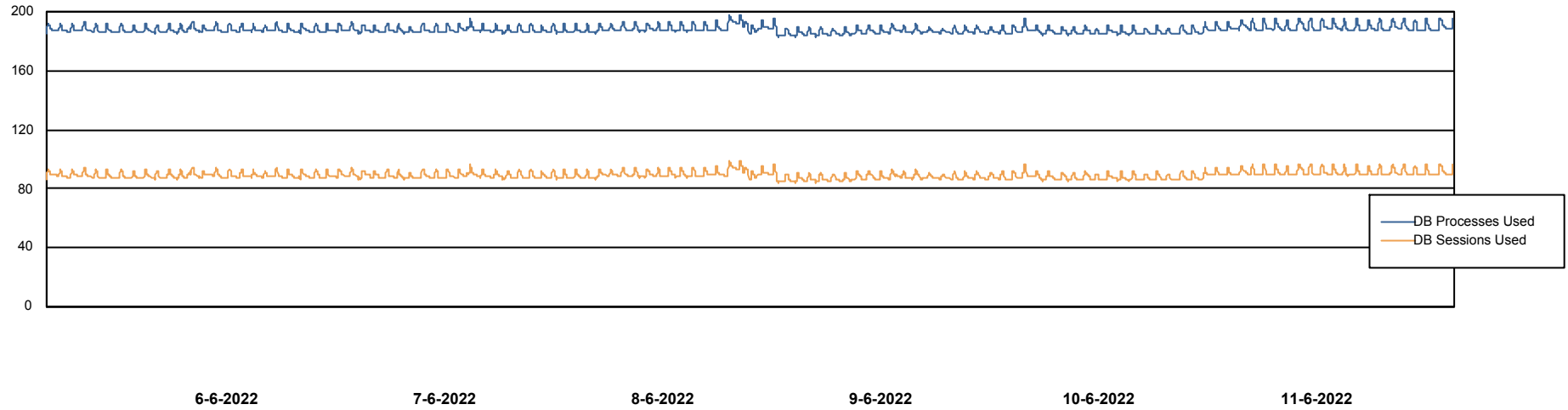
# Weekly SLA Customer Report

Customer LLG\_Production  
Database ID 53



## Database Performance LLGDB\_Standby\_TS2

DB Processes Max 0  
DB Processes Max 4  
DB Processes Max 300



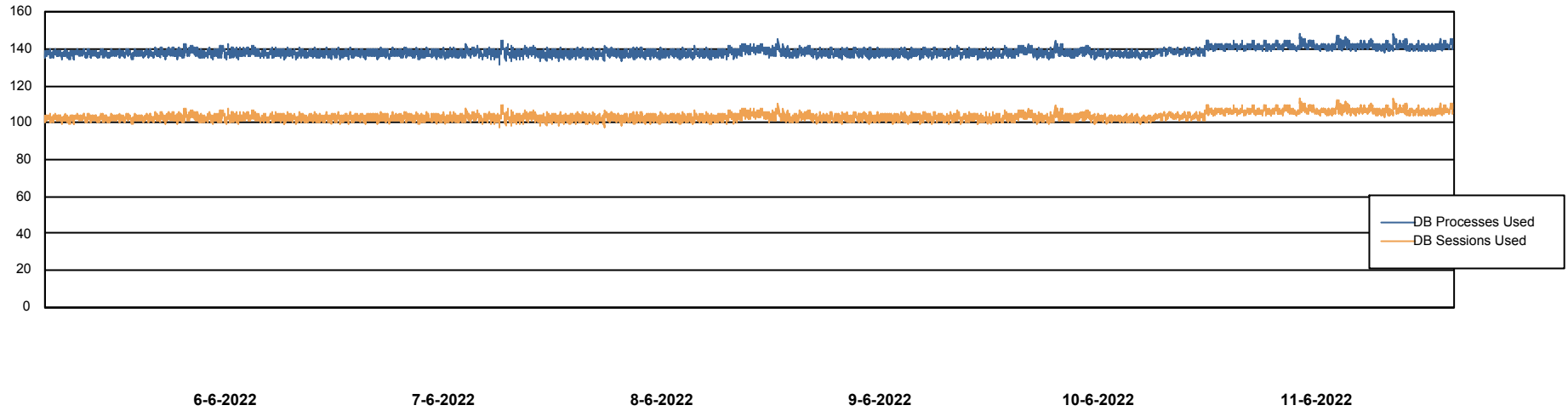
# Weekly SLA Customer Report

Customer LLG\_Production  
Database ID 53



Database Performance LLGDBBI\_Production

DB Processes Max 1,000



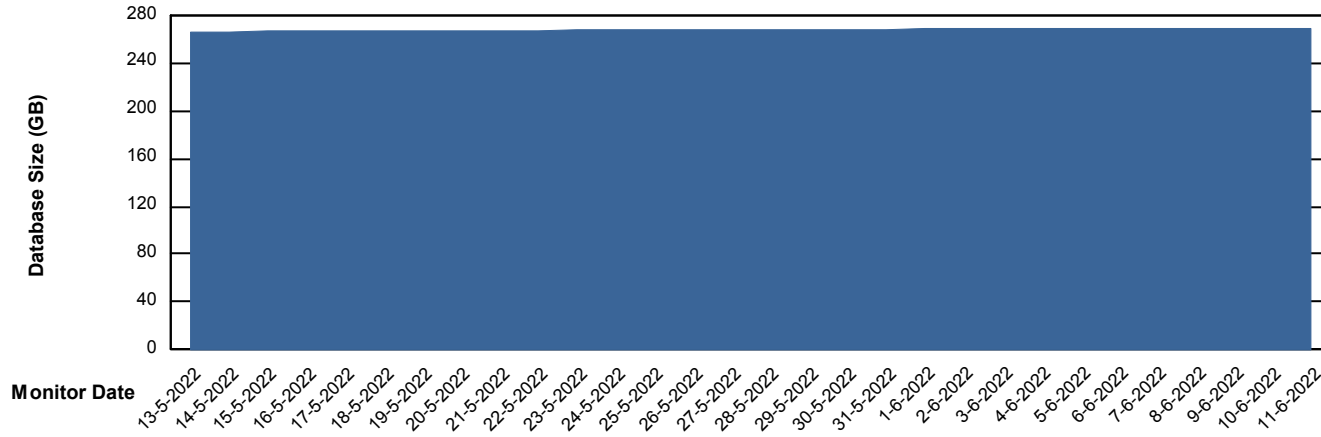
# Weekly SLA Customer Report

Customer LLG\_Production  
Database ID 53



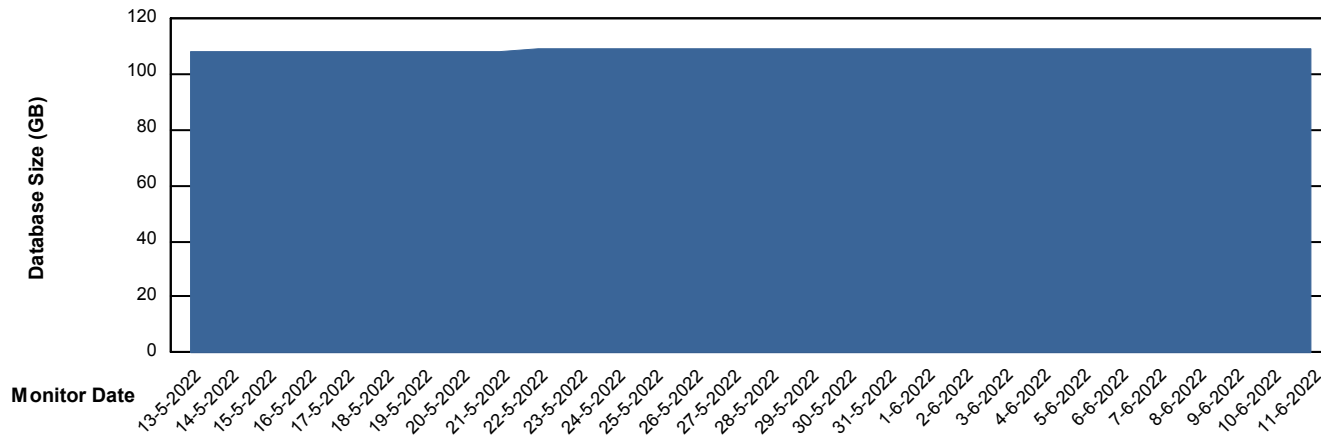
DATABASE SIZE LLGDB\_Production

### Database growth over last month



DATABASE SIZE LLGDBBI\_Production

### Database growth over last month



# Weekly SLA Customer Report

Customer LLG\_Production  
Database ID 53



Database Tablespace LLGDB\_Production

Date	Tablespace Name	Filesize (Gb)	Usedsize (Gb)	Percentage free
11-6-2022	ABSDATA	162	107	34
	INDX	189	153	19
10-6-2022	ABSDATA	162	107	34
	INDX	189	153	19
9-6-2022	ABSDATA	162	107	34
	INDX	189	153	19
8-6-2022	ABSDATA	162	106	34
	INDX	189	153	19
7-6-2022	ABSDATA	162	106	34
	INDX	189	153	19
6-6-2022	ABSDATA	162	106	34
	INDX	189	153	19
5-6-2022	ABSDATA	162	106	34
	INDX	189	153	19

# Weekly SLA Customer Report

Customer LLG\_Production  
 Database ID 53



Database Tablespace LLGDBBI\_Production

Date	Tablespace Name	Filesize (Gb)	Usedsize (Gb)	Percentage free
11-6-2022	ABSDATA	100	49	51
	INDX	120	54	55
10-6-2022	ABSDATA	100	49	51
	INDX	120	54	55
9-6-2022	ABSDATA	100	49	51
	INDX	120	54	55
8-6-2022	ABSDATA	100	49	51
	INDX	120	54	55
7-6-2022	ABSDATA	100	49	51
	INDX	120	54	55
6-6-2022	ABSDATA	100	49	51
	INDX	120	54	55
5-6-2022	ABSDATA	100	49	51
	INDX	120	54	55

BI Status and last ETL error for LLGDBBI\_Production

	ma 6/6/2022	di 7/6/2022	wo 8/6/2022	do 9/6/2022	vr 10/6/2022	za 11/6/2022
<b>ABS DataWarehouse ETL Health</b>	OK	OK	OK	OK	OK	OK
<b>ABS DWHStaging ETL Health</b>	OK	OK	OK	OK	OK	OK

## Weekly SLA Customer Report

Customer LLG\_Production  
Database ID 53



BI last ETL error for	LLGDBBI_Production
za, 11-06-2022	None
za, 11-06-2022	None
ma, 6-06-2022	None
vr, 10-06-2022	None
ma, 6-06-2022	None
wo, 8-06-2022	None
zo, 5-06-2022	None
di, 7-06-2022	None
wo, 8-06-2022	None
do, 9-06-2022	None
do, 9-06-2022	None
zo, 5-06-2022	None
di, 7-06-2022	None
vr, 10-06-2022	None

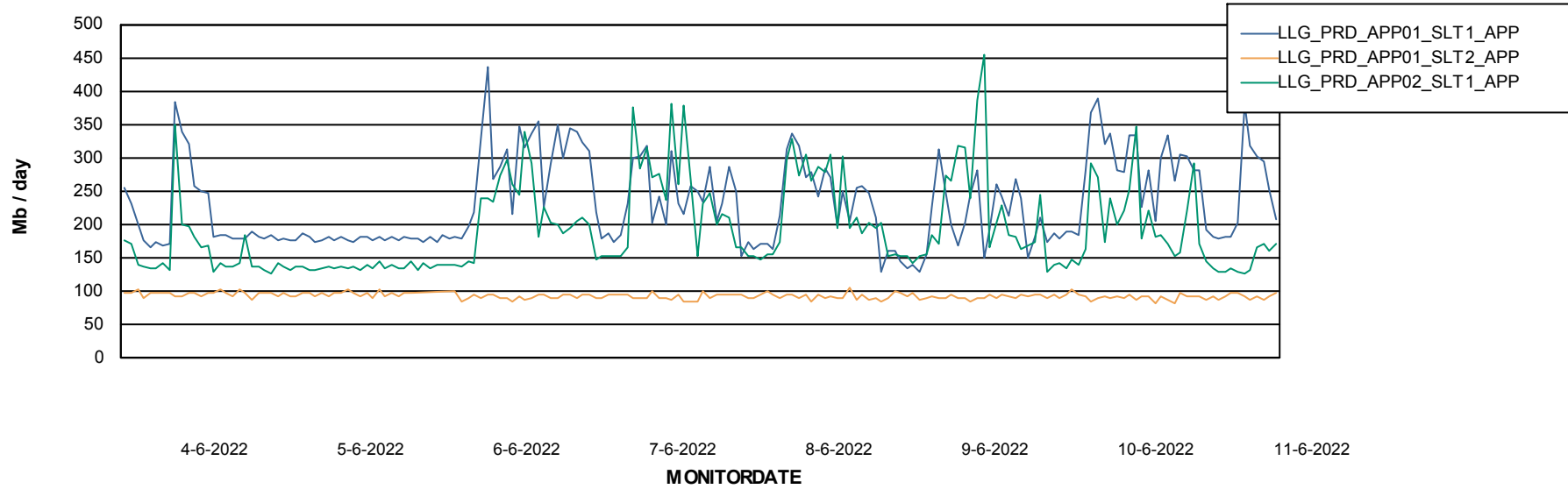
# Weekly SLA Customer Report

Customer LLG\_Production  
Database ID 53



## ABSSolute Application Server Services

### Avg memory used per ABS Server Service



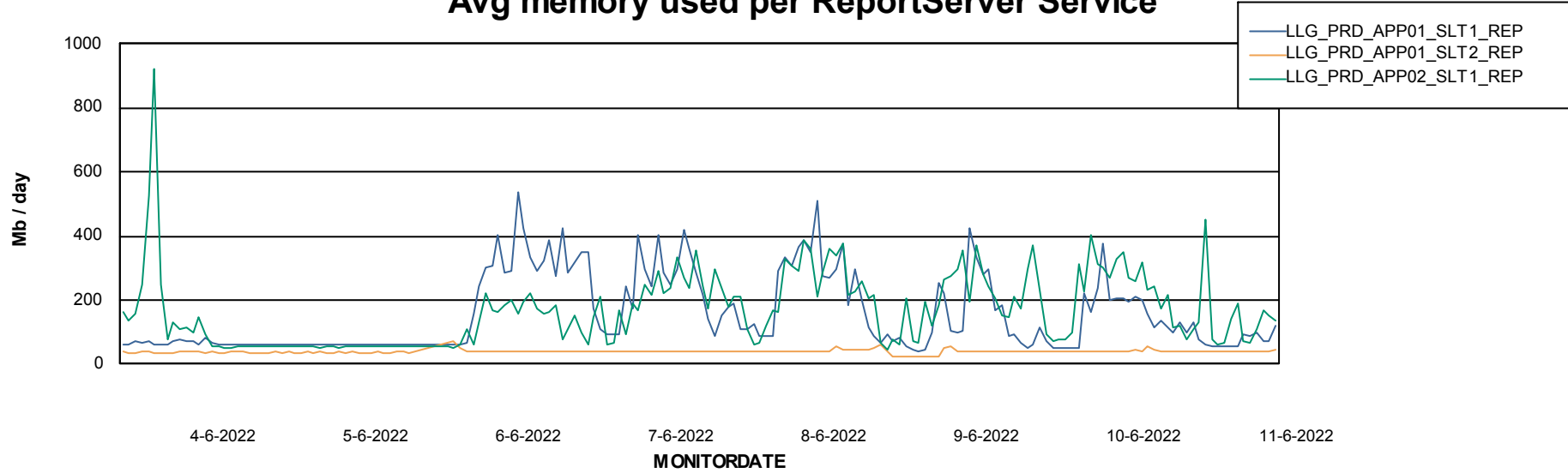
# Weekly SLA Customer Report

Customer LLG\_Production  
Database ID 53

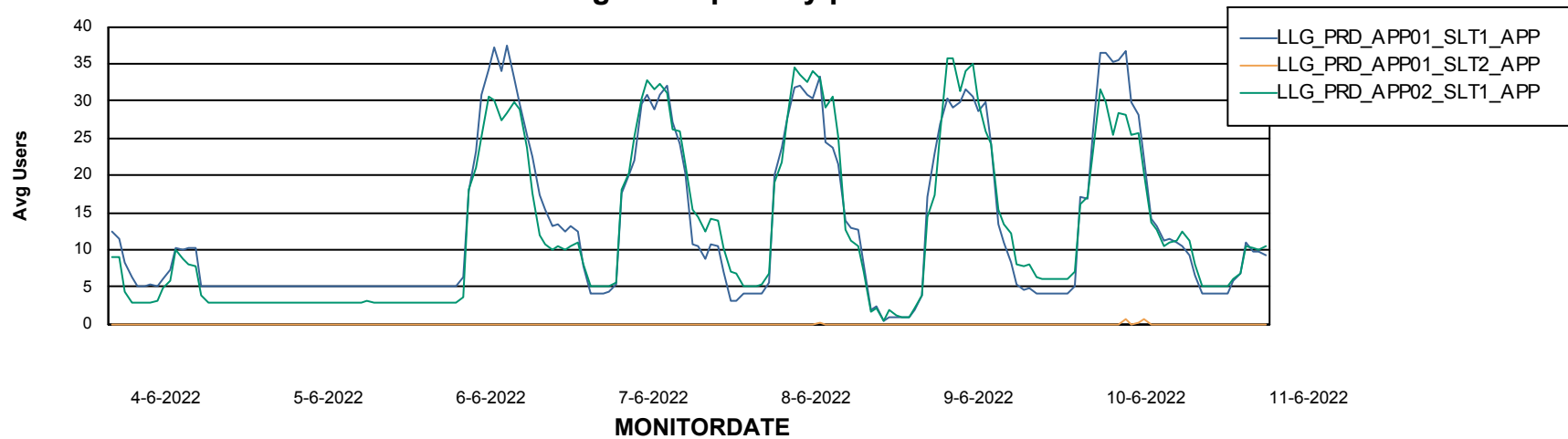


## ABSSolute Application Server Services

### Avg memory used per ReportServer Service



### Avg users per day per ABS server



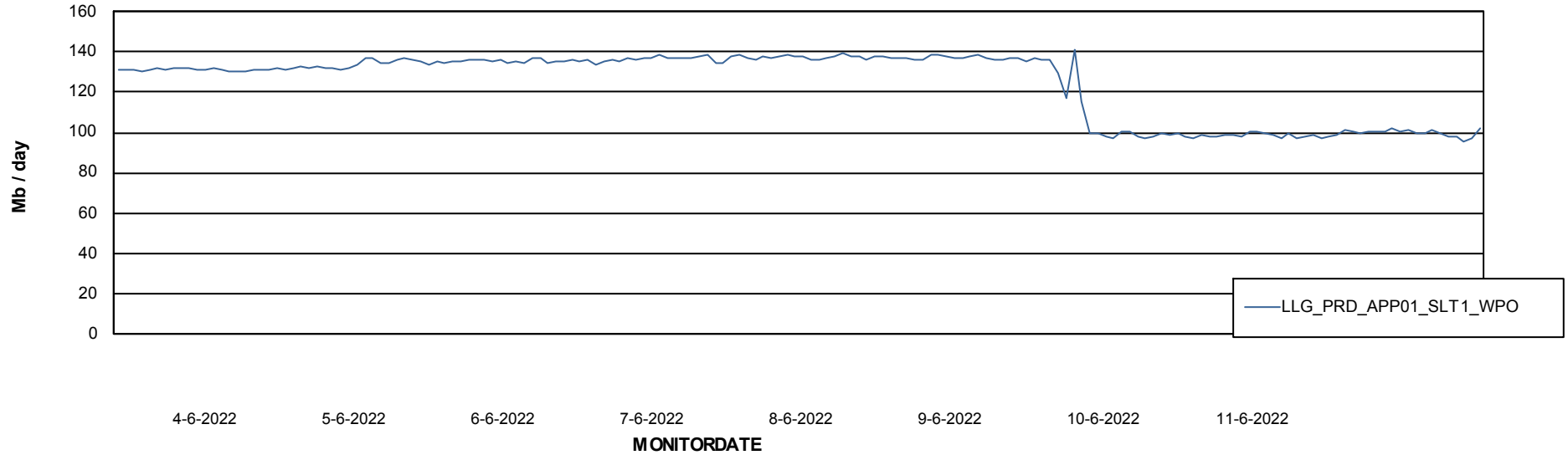
# Weekly SLA Customer Report

Customer LLG\_Production  
Database ID 53



## ABSSolute Application Server Services

### Avg memory used per ABS Web component



# Weekly SLA Customer Report

Customer LLG\_Production  
Database ID 53



### Disaster per ABS component

