

Weekly SLA Customer Report

Customer KLA_Production
Database ID 65



Harddisk Usage KLA_PRD_KLAHQORA03

	Free disk space on C: (%)	Total disk space on C: (Gb)	Used disk space on C: (Gb)	Free disk space on D: (%)	Total disk space on D: (Gb)	Used disk space on D: (Gb)
11-6-2022	28	150	107	60	250	100
10-6-2022	28	150	107	60	250	100
9-6-2022	28	150	107	60	250	99
8-6-2022	28	150	107	60	250	100
7-6-2022	28	150	107	60	250	100
6-6-2022	28	150	107	60	250	99
5-6-2022	29	150	107	60	250	100

Harddisk Usage KLA_PRD_KLAHQWEB02

	Free disk space on C: (%)	Total disk space on C: (Gb)	Used disk space on C: (Gb)
11-6-2022	51	39	19
10-6-2022	51	39	19
9-6-2022	51	39	19
8-6-2022	51	39	19
7-6-2022	51	39	19
6-6-2022	51	39	19
5-6-2022	51	39	19

Weekly SLA Customer Report

Customer KLA_Production
 Database ID 65



Harddisk Usage KLA_STB_KLAHQORA04

	Free disk space on C: (%)	Total disk space on C: (Gb)	Used disk space on C: (Gb)	Free disk space on D: (%)	Total disk space on D: (Gb)	Used disk space on D: (Gb)
11-6-2022	46	250	136	33	200	134
10-6-2022	46	250	136	33	200	134
9-6-2022	46	250	136	33	200	134
8-6-2022	46	250	136	33	200	134
7-6-2022	46	250	136	33	200	134
6-6-2022	46	250	136	33	200	133
5-6-2022	46	250	136	33	200	134

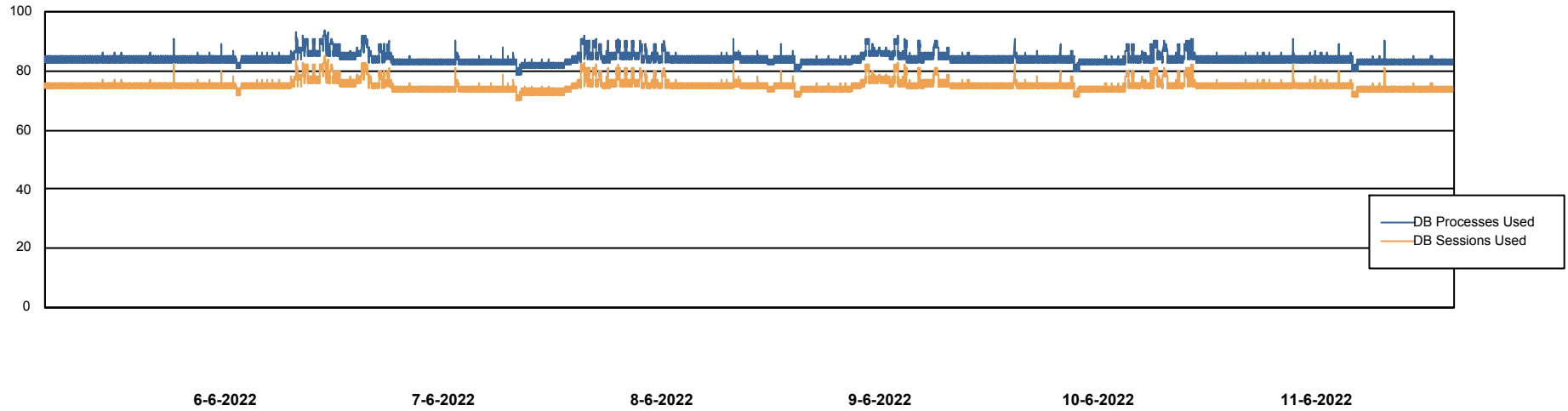
Weekly SLA Customer Report

Customer KLA_Production
Database ID 65



Database Performance KLA_PRD_KLAHQORA03_DB

DB Processes Max 1,000



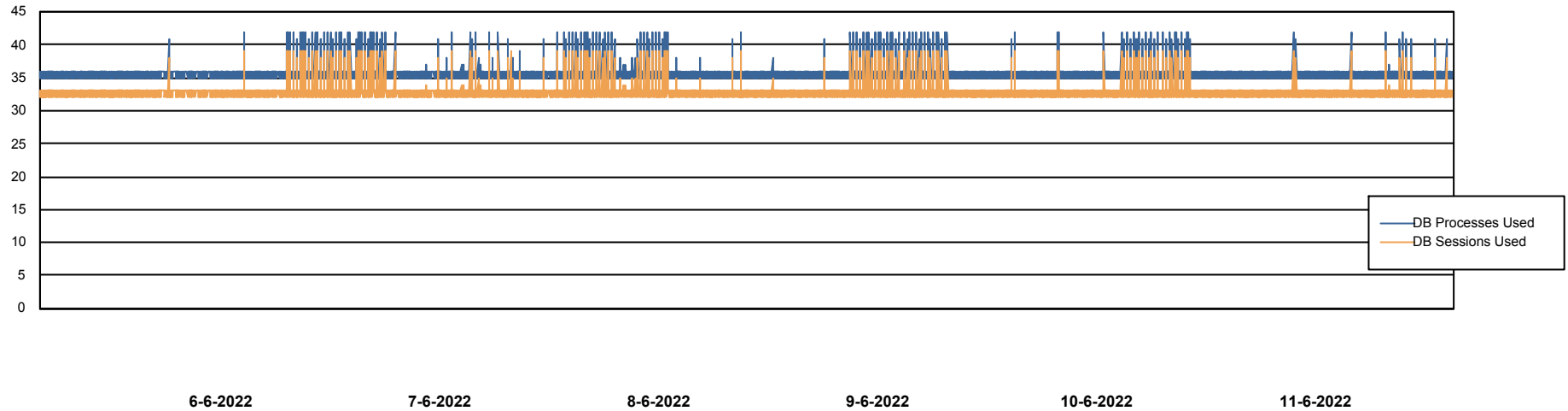
Weekly SLA Customer Report

Customer KLA_Production
Database ID 65



Database Performance KLA_STB_KLAHQORA04_DB

DB Processes Max 1,000



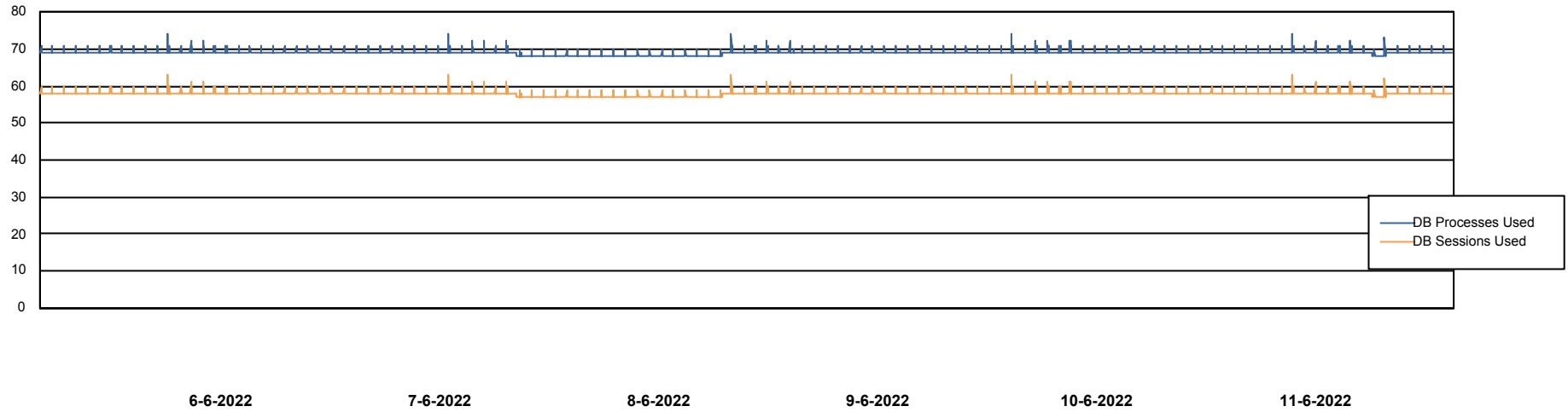
Weekly SLA Customer Report

Customer KLA_Production
Database ID 65



Database Performance KLA_TST_KLAHQORA04_DB

DB Processes Max 1,000



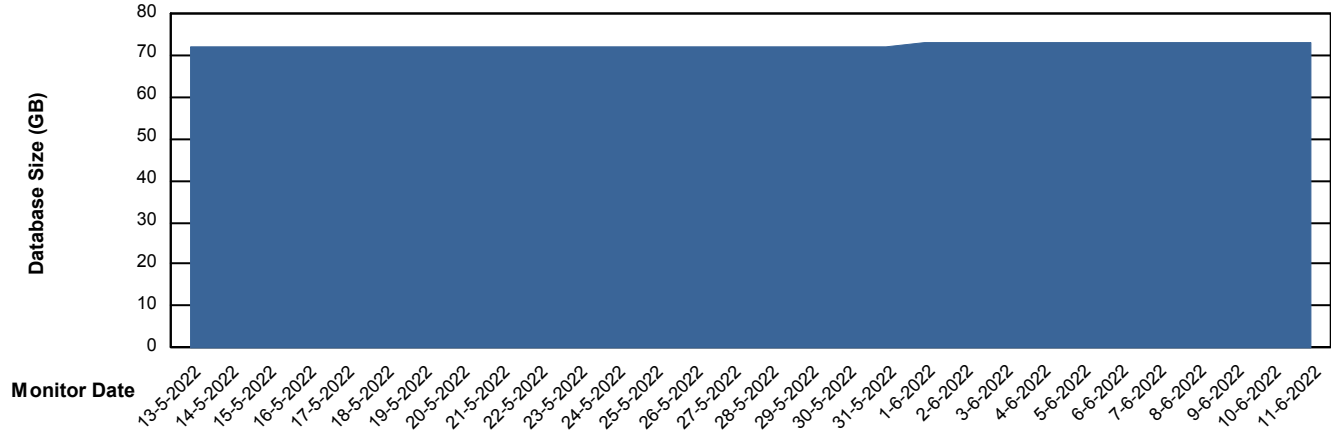
Weekly SLA Customer Report

Customer KLA_Production
Database ID 65



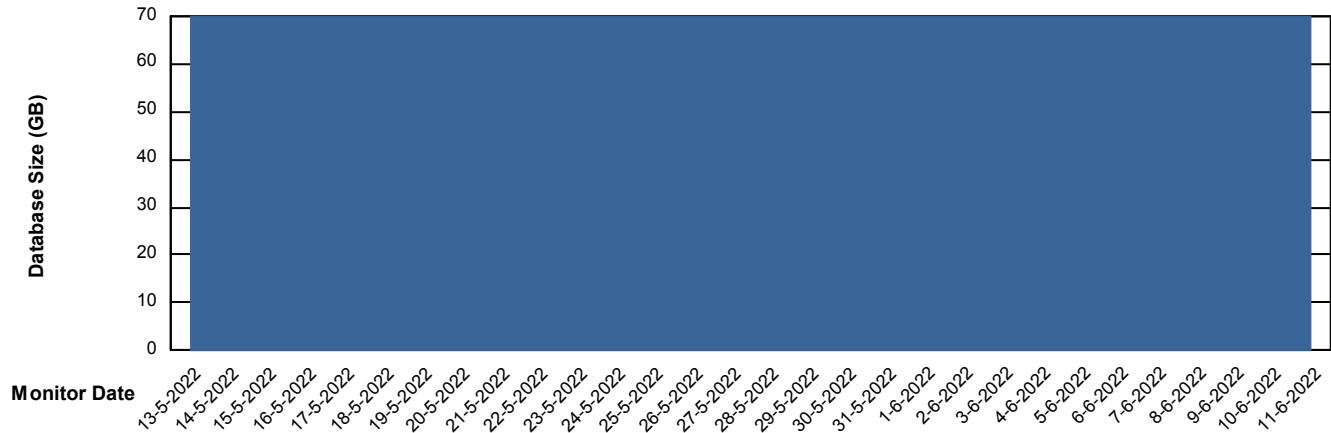
DATABASE SIZE KLA_PRD_KLAHQORA03_DB

Database growth over last month



DATABASE SIZE KLA_TST_KLAHQORA04_DB

Database growth over last month



Weekly SLA Customer Report

Customer KLA_Production
 Database ID 65



Database Tablespace KLA_PRD_KLAHQORA03_DB

Date	Tablespace Name	Filesize (Gb)	Usedsize (Gb)	Percentage free
11-6-2022	ABSDATA	48	36	25
	INDX	40	33	16
10-6-2022	ABSDATA	48	36	25
	INDX	40	33	16
9-6-2022	ABSDATA	48	36	25
	INDX	40	33	16
8-6-2022	ABSDATA	48	36	25
	INDX	40	33	16
7-6-2022	ABSDATA	48	36	25
	INDX	40	33	16
6-6-2022	ABSDATA	48	36	25
	INDX	40	33	16
5-6-2022	ABSDATA	48	36	25
	INDX	40	33	16

Weekly SLA Customer Report

Customer KLA_Production
Database ID 65



Database Tablespace KLA_TST_KLAHQORA04_DB

Date	Tablespace Name	Filesize (Gb)	Usedsize (Gb)	Percentage free
11-6-2022	ABSDATA	39	31	20
	INDX	31	24	22
10-6-2022	ABSDATA	39	31	20
	INDX	31	24	22
9-6-2022	ABSDATA	39	31	20
	INDX	31	24	22
8-6-2022	ABSDATA	39	31	20
	INDX	31	24	22
7-6-2022	ABSDATA	39	31	20
	INDX	31	24	22
6-6-2022	ABSDATA	39	31	20
	INDX	31	24	22
5-6-2022	ABSDATA	39	31	20
	INDX	31	24	22

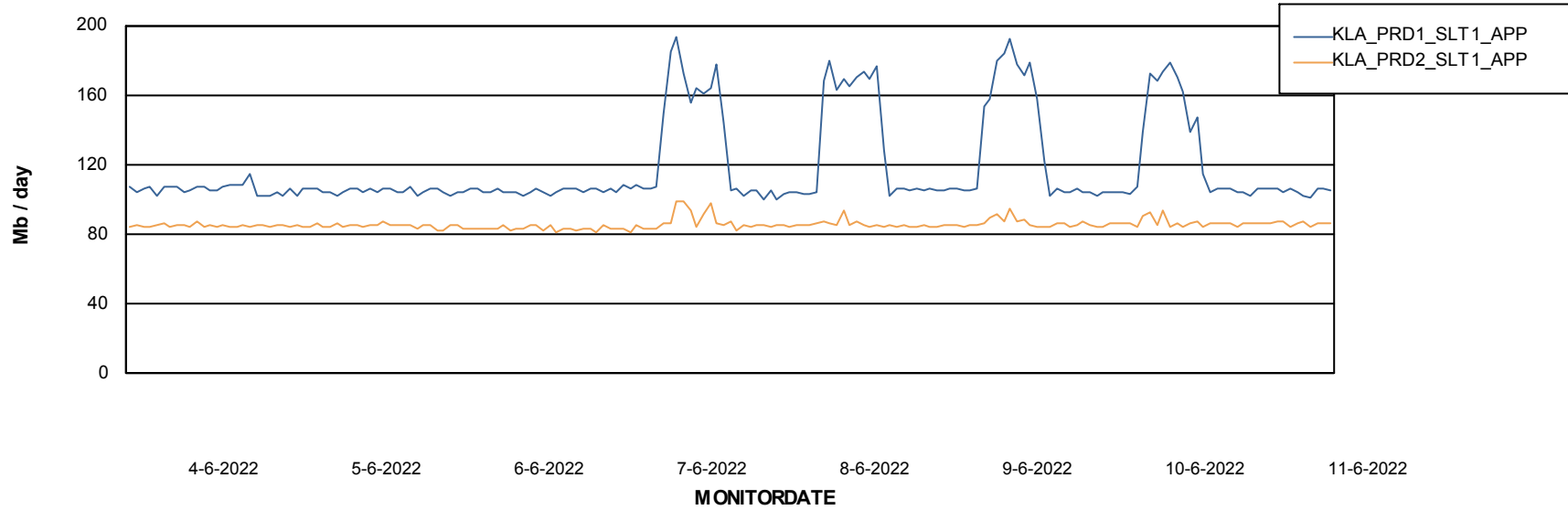
Weekly SLA Customer Report

Customer KLA_Production
Database ID 65

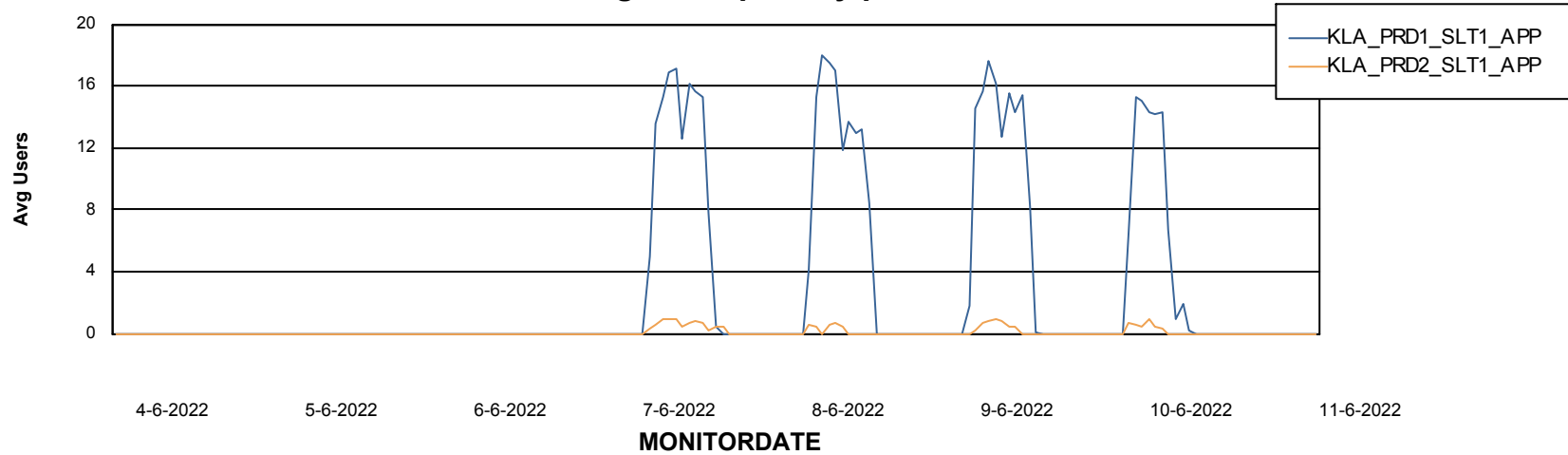


ABSSolute Application Server Services

Avg memory used per ABS Server Service



Avg users per day per ABS server



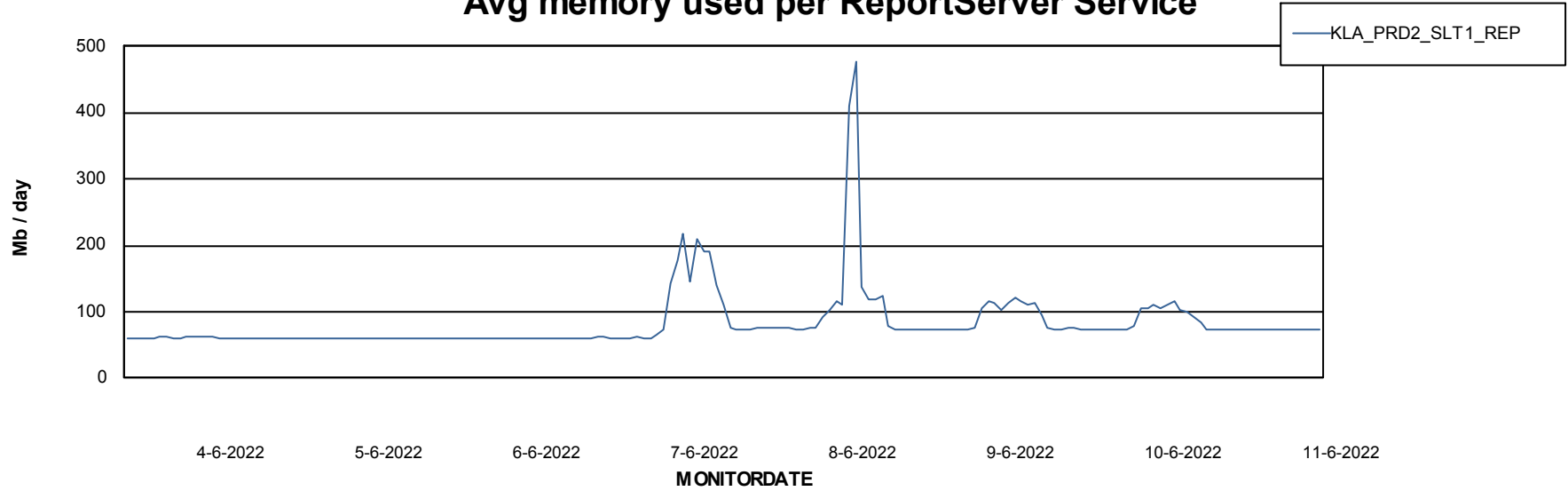
Weekly SLA Customer Report

Customer KLA_Production
Database ID 65



ABSSolute Application ReportServer Services

Avg memory used per ReportServer Service



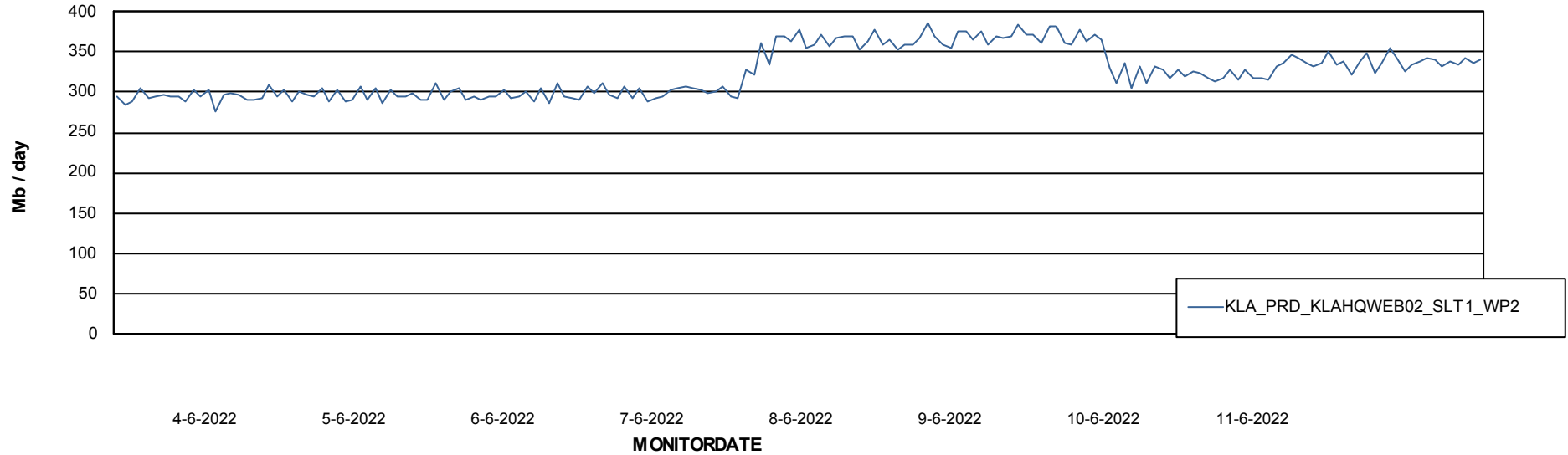
Weekly SLA Customer Report

Customer KLA_Production
Database ID 65



ABSSolute Web Component Services

Avg memory used per ABS Web component



Weekly SLA Customer Report

Customer KLA_Production
Database ID 65



Disaster per ABS component

