

# Weekly SLA Customer Report

Customer SPO\_Production Silver  
Database ID 57



## Harddisk Usage SPO\_PRD\_ABS\_APP1

	Free disk space on c: (%)	Total disk space on c: (Gb)	Free disk space on d: (%)	Total disk space on d: (Gb)
4-6-2022	36	80	52	100
3-6-2022	36	80	52	100
2-6-2022	36	80	52	100
1-6-2022	37	80	52	100
31-5-2022	37	80	52	100
30-5-2022	37	80	52	100
29-5-2022	37	80	52	100

## Harddisk Usage SPO\_PRD\_ABS\_APP2

	Free disk space on c: (%)	Total disk space on c: (Gb)	Free disk space on d: (%)	Total disk space on d: (Gb)
4-6-2022	34	80	94	100
3-6-2022	34	80	94	100
2-6-2022	34	80	94	100
1-6-2022	34	80	94	100
31-5-2022	34	80	94	100
30-5-2022	34	80	94	100
29-5-2022	34	80	94	100

# Weekly SLA Customer Report

Customer SPO\_Production Silver  
Database ID 57



## Harddisk Usage SPO\_PRD\_ABS\_WEB1

	Free disk space on c: (%)	Total disk space on c: (Gb)	Free disk space on d: (%)	Total disk space on d: (Gb)
4-6-2022	59	80	98	100
3-6-2022	59	80	98	100
2-6-2022	60	80	98	100
1-6-2022	60	80	98	100
31-5-2022	59	80	98	100
30-5-2022	59	80	98	100
29-5-2022	59	80	98	100

## Harddisk Usage SPO\_PRD\_ABS\_WEB2

	Free disk space on c: (%)	Total disk space on c: (Gb)	Free disk space on d: (%)	Total disk space on d: (Gb)
4-6-2022	57	80	95	100
3-6-2022	57	80	95	100
2-6-2022	57	80	95	100
1-6-2022	57	80	95	100
31-5-2022	57	80	95	100
30-5-2022	57	80	95	100
29-5-2022	57	80	95	100

# Weekly SLA Customer Report

Customer SPO\_Production Silver  
 Database ID 57



Harddisk Usage SPO\_PRD\_ORACLE1

	Free disk space on c: (%)	Total disk space on c: (Gb)	Free disk space on d: (%)	Total disk space on d: (Gb)	Free disk space on e: (%)	Total disk space on e: (Gb)	Free disk space on f: (%)	Total disk space on f: (Gb)
4-6-2022	42	100	28	250	49	200	72	75
3-6-2022	42	100	28	250	49	200	68	75
2-6-2022	42	100	28	250	50	200	68	75
1-6-2022	42	100	28	250	50	200	68	75
31-5-2022	42	100	28	250	50	200	68	75
30-5-2022	42	100	28	250	51	200	71	75
29-5-2022	42	100	28	250	50	200	72	75

Harddisk Usage SPO\_PRD\_ORACLE2

	Free disk space on c: (%)	Total disk space on c: (Gb)	Free disk space on d: (%)	Total disk space on d: (Gb)	Free disk space on e: (%)	Total disk space on e: (Gb)	Free disk space on f: (%)	Total disk space on f: (Gb)
4-6-2022	68	100	32	250	49	200	38	80
3-6-2022	68	100	32	250	50	200	38	80
2-6-2022	68	100	32	250	50	200	38	80
1-6-2022	68	100	32	250	50	200	38	80
31-5-2022	68	100	32	250	51	200	41	80
30-5-2022	68	100	32	250	51	200	42	80
29-5-2022	68	100	32	250	51	200	42	80

# Weekly SLA Customer Report

Customer SPO\_Production Silver  
Database ID 57



Harddisk Usage SPO\_PRD\_ORACLE\_BI1

	Free disk space on c: (%)	Total disk space on c: (Gb)	Free disk space on d: (%)	Total disk space on d: (Gb)	Free disk space on e: (%)	Total disk space on e: (Gb)	Free disk space on f: (%)	Total disk space on f: (Gb)
4-6-2022	22	80	23	200	100	100	100	50
3-6-2022	22	80	23	200	100	100	100	50
2-6-2022	22	80	23	200	100	100	100	50
1-6-2022	22	80	23	200	100	100	100	50
31-5-2022	22	80	23	200	100	100	100	50
30-5-2022	22	80	23	200	100	100	100	50
29-5-2022	22	80	23	200	100	100	100	50

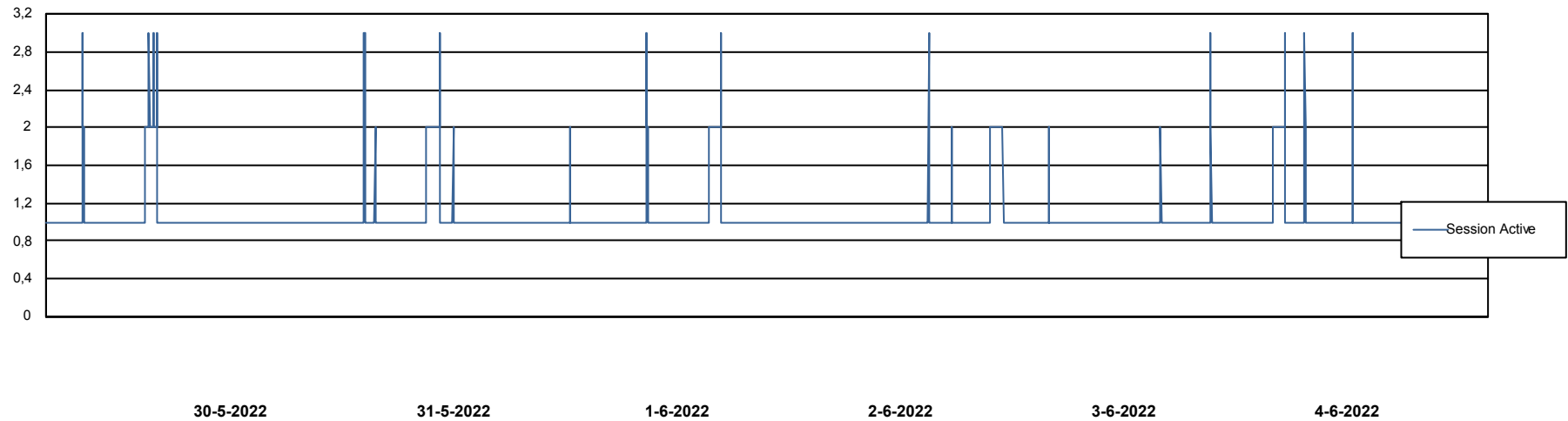
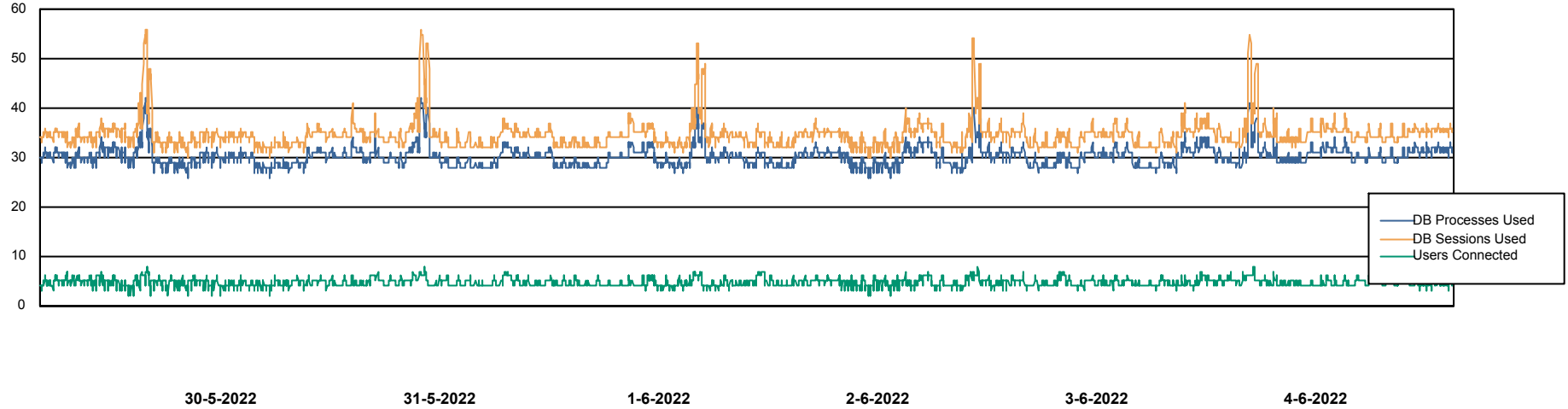
# Weekly SLA Customer Report

Customer SPO\_Production Silver  
Database ID 57



## Database Performance SPODB\_BI

DB Processes Max 500  
DB Sessions Max 772



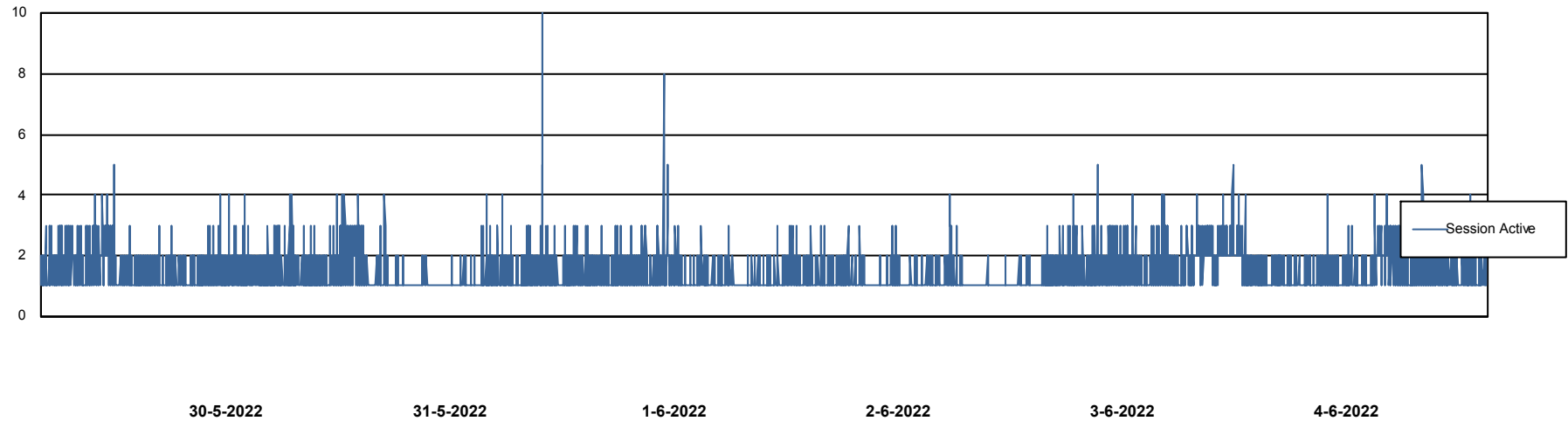
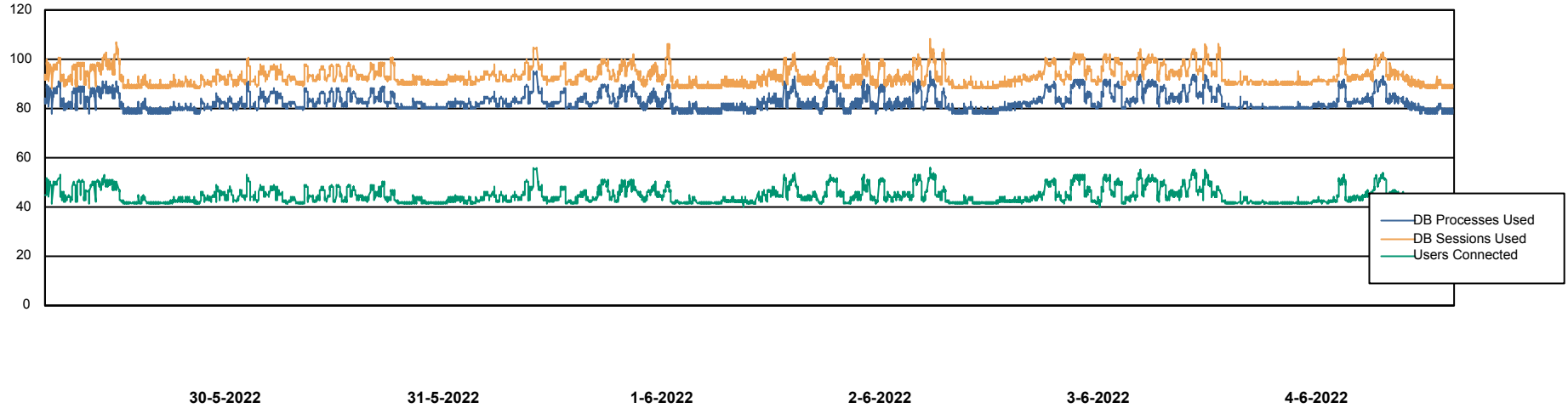
# Weekly SLA Customer Report

Customer SPO\_Production Silver  
Database ID 57



## Database Performance SPODB\_Production

DB Processes Max 300  
DB Sessions Max 472



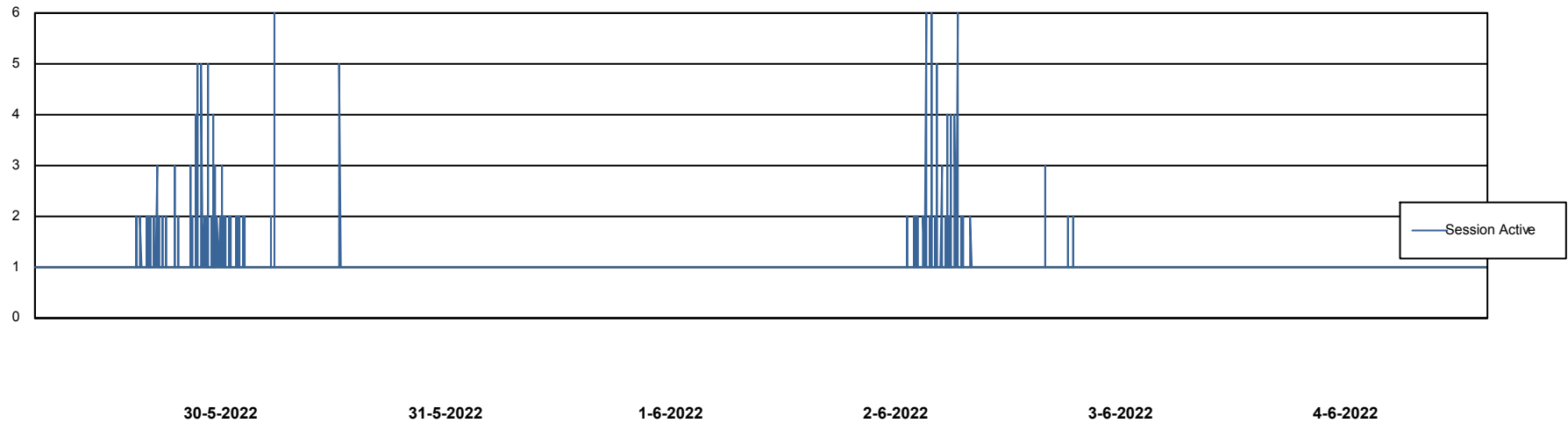
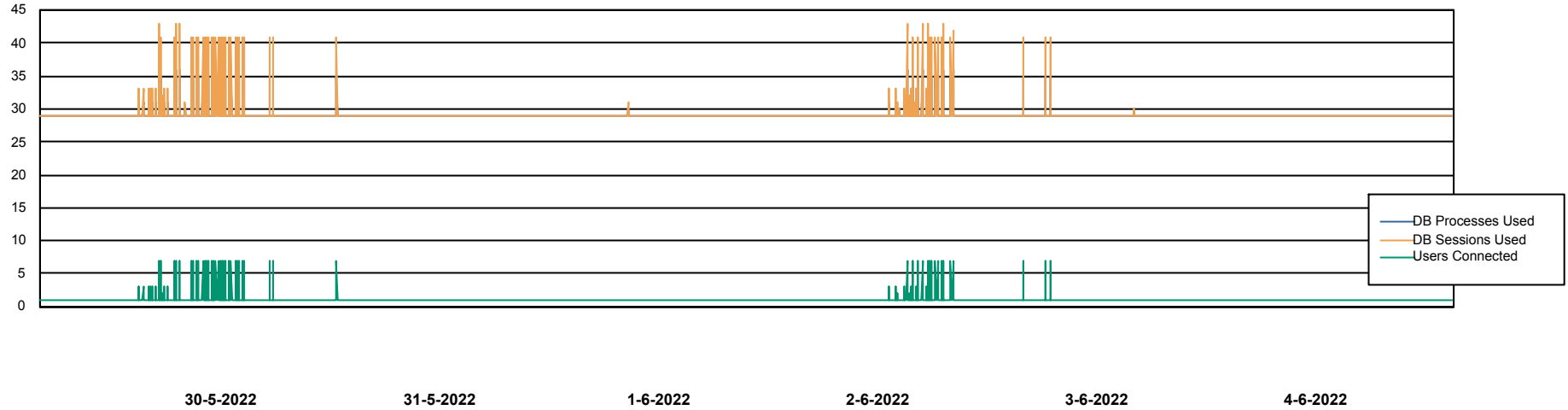
# Weekly SLA Customer Report

Customer SPO\_Production Silver  
Database ID 57



## Database Performance SPODB\_Standby

DB Processes Max 300  
DB Sessions Max 472



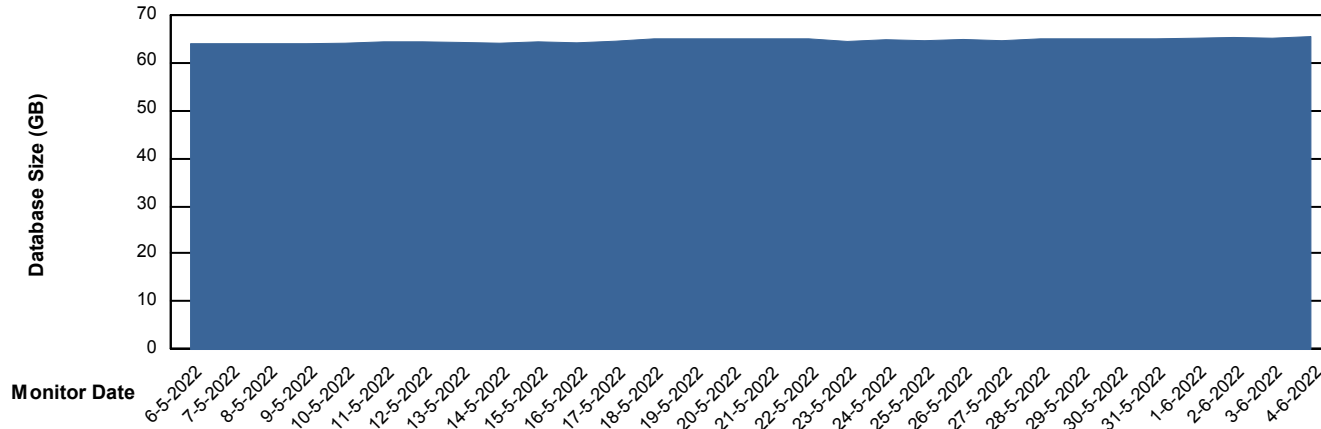
# Weekly SLA Customer Report

Customer SPO\_Production Silver  
Database ID 57



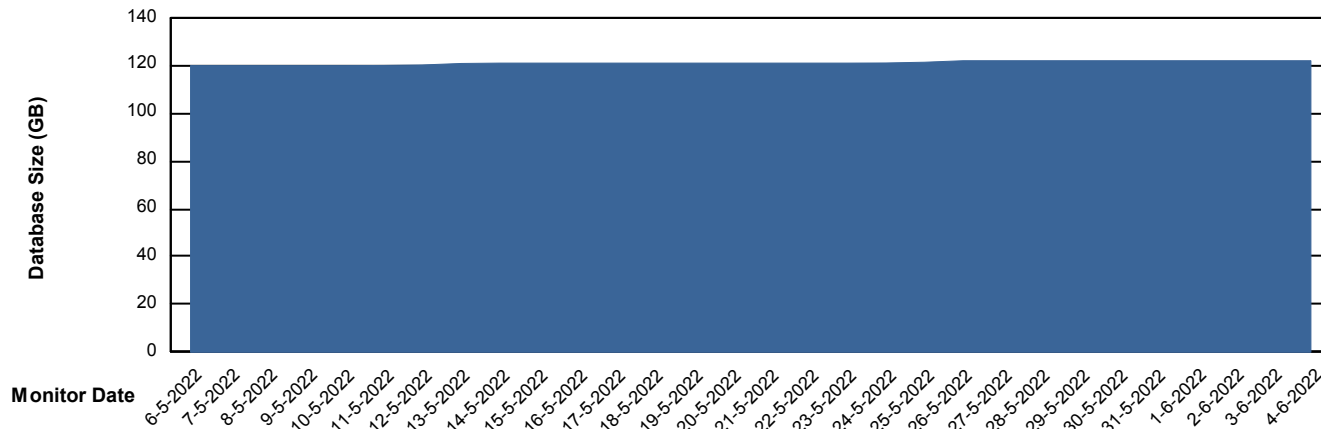
DATABASE SIZE SPODB\_BI

### Database growth over last month



DATABASE SIZE SPODB\_Production

### Database growth over last month



# Weekly SLA Customer Report

Customer SPO\_Production Silver  
Database ID 57



Database Tablespace SPODB\_BI

Date	Tablespace Name	Filesize (Gb)	Usedsize (Gb)	Percentage free
4-6-2022	ABSDATA	34	27	21
	INDX	80	36	55
3-6-2022	ABSDATA	34	27	21
	INDX	80	36	55
2-6-2022	ABSDATA	34	27	21
	INDX	80	36	55
1-6-2022	ABSDATA	34	27	21
	INDX	80	36	55
31-5-2022	ABSDATA	34	27	21
	INDX	80	36	55
30-5-2022	ABSDATA	34	27	21
	INDX	80	36	55
29-5-2022	ABSDATA	34	27	21
	INDX	80	36	55

# Weekly SLA Customer Report

Customer SPO\_Production Silver  
 Database ID 57




## Database Tablespace SPODB\_Production

Date	Tablespace Name	Filesize (Gb)	Usedsize (Gb)	Percentage free
4-6-2022	ABSDATA	54	45	17
	INDX	100	75	25
3-6-2022	ABSDATA	54	45	17
	INDX	100	75	25
2-6-2022	ABSDATA	54	45	17
	INDX	100	75	25
1-6-2022	ABSDATA	54	45	17
	INDX	100	75	25
31-5-2022	ABSDATA	54	45	17
	INDX	100	75	25
30-5-2022	ABSDATA	54	45	17
	INDX	100	75	25
29-5-2022	ABSDATA	54	45	17
	INDX	100	75	25

## Standby Database Health SPO\_Production Silver

Recovery lag for last 7 days



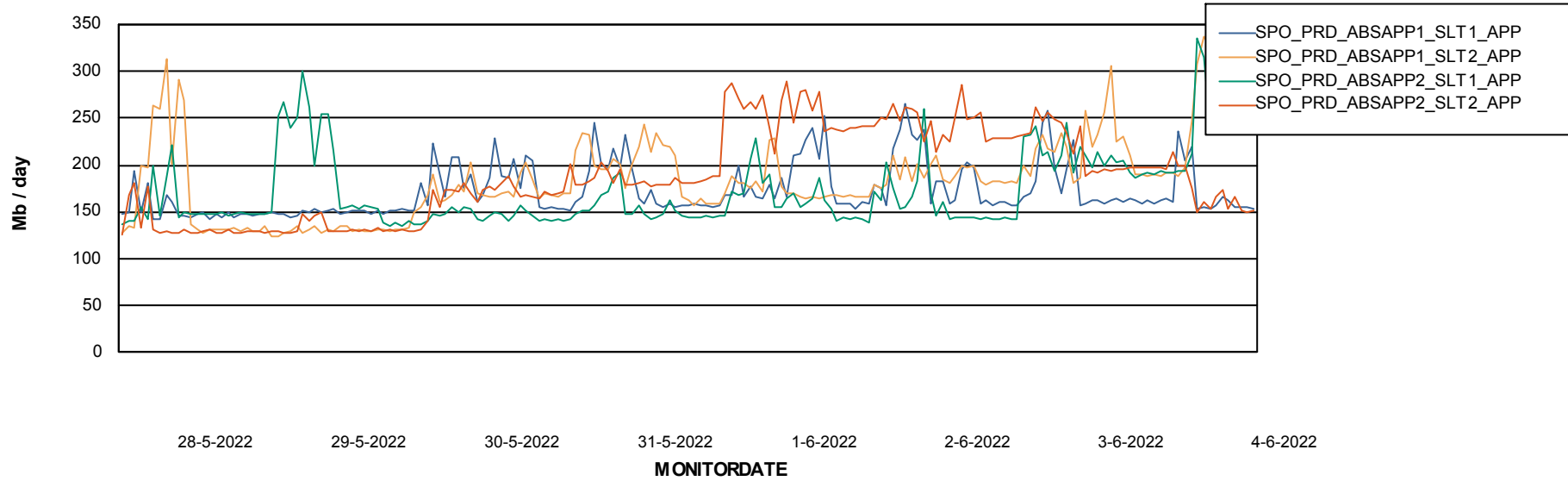
# Weekly SLA Customer Report

Customer SPO\_Production Silver  
Database ID 57

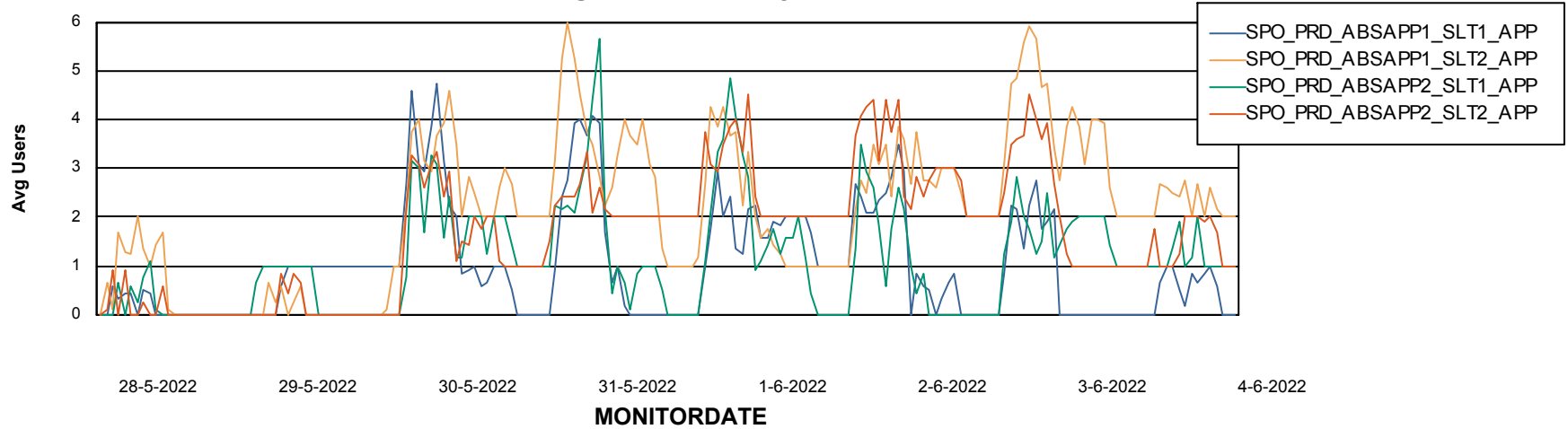


## ABSSolute Application Server Services

### Avg memory used per ABS Server Service



### Avg users per day per ABS server



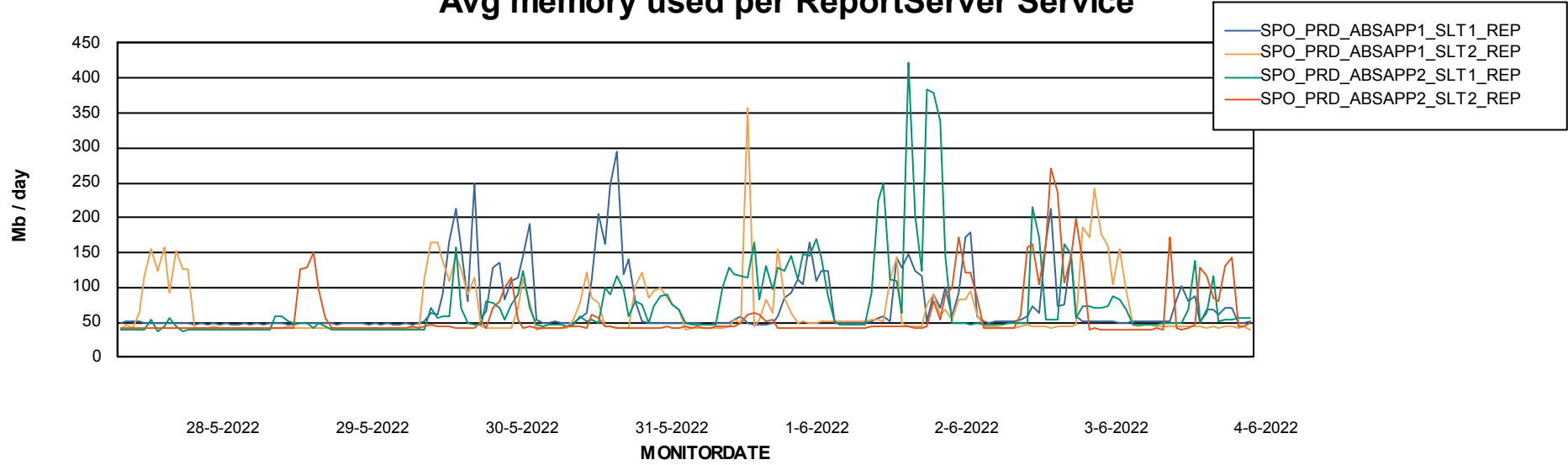
# Weekly SLA Customer Report

Customer SPO\_Production Silver  
Database ID 57



## ABSSolute Application ReportServer Services

### Avg memory used per ReportServer Service



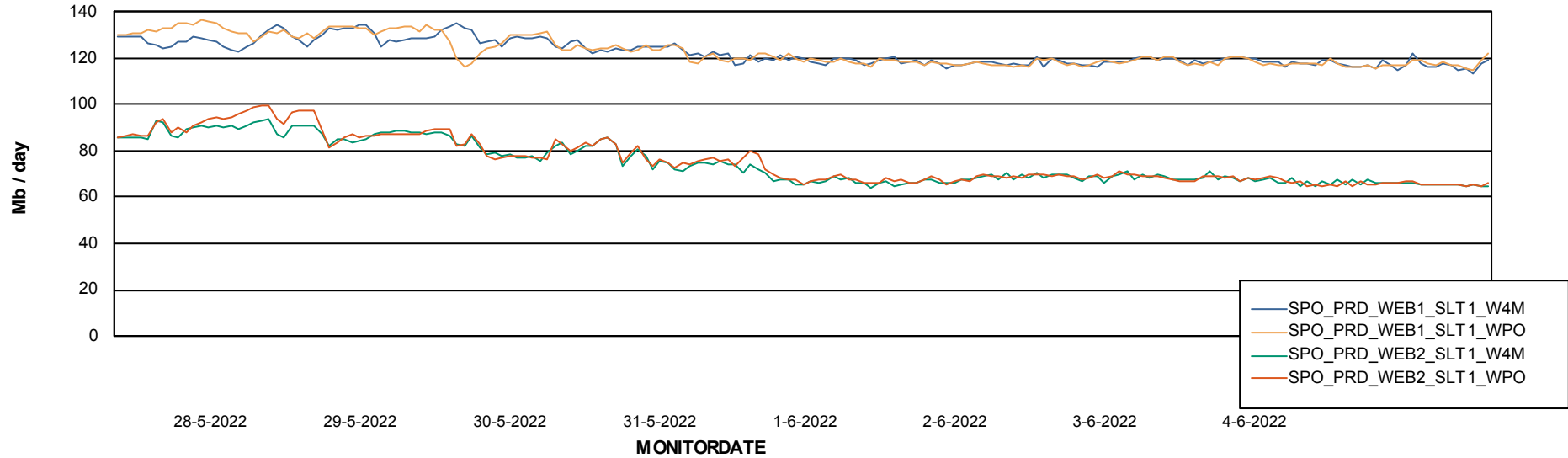
# Weekly SLA Customer Report

Customer SPO\_Production Silver  
Database ID 57



## ABSSolute Web Component Services

### Avg memory used per ABS Web component



# Weekly SLA Customer Report

Customer SPO\_Production Silver  
Database ID 57



## Disaster per ABS component

