

# Weekly SLA Customer Report

Customer LLG\_Production  
 Database ID 53



Harddisk Usage LLG\_PRD\_APP01

	Free disk space on C: (%)	Total disk space on C: (Gb)	Used disk space on C: (Gb)	Free disk space on D: (%)	Total disk space on D: (Gb)	Used disk space on D: (Gb)
4-6-2022	28	200	144	96	200	8
3-6-2022	28	200	144	96	200	8
2-6-2022	28	200	144	96	200	8
1-6-2022	28	200	144	96	200	8
31-5-2022	28	200	144	96	200	8
30-5-2022	28	200	143	96	200	8
29-5-2022	28	200	143	96	200	8

Harddisk Usage LLG\_PRD\_APP02

	Free disk space on C: (%)	Total disk space on C: (Gb)	Used disk space on C: (Gb)	Free disk space on D: (%)	Total disk space on D: (Gb)	Used disk space on D: (Gb)
4-6-2022	59	200	81	92	200	16
3-6-2022	59	200	81	92	200	16
2-6-2022	59	200	81	92	200	16
1-6-2022	59	200	81	92	200	15
31-5-2022	59	200	81	92	200	15
30-5-2022	59	200	81	92	200	15
29-5-2022	59	200	81	92	200	15

# Weekly SLA Customer Report

Customer LLG\_Production  
Database ID 53



## Harddisk Usage LLG\_PRD\_BI02

	Free disk space on C: (%)	Total disk space on C: (Gb)	Used disk space on C: (Gb)	Free disk space on D: (%)	Total disk space on D: (Gb)	Used disk space on D: (Gb)
4-6-2022	63	150	55	51	685	333
3-6-2022	63	150	56	51	685	333
2-6-2022	61	150	58	51	685	333
1-6-2022	61	150	58	51	685	333
31-5-2022	61	150	58	51	685	333
30-5-2022	61	150	58	51	685	333
29-5-2022	61	150	58	51	685	333

## Harddisk Usage LLG\_PRD\_OR01

	Free disk space on C: (%)	Total disk space on C: (Gb)	Used disk space on C: (Gb)	Free disk space on D: (%)	Total disk space on D: (Gb)	Used disk space on D: (Gb)	Free disk space on E: (%)	Total disk space on E: (Gb)	Used disk space on E: (Gb)
4-6-2022	84	279	46	57	928	402	44	749	419
3-6-2022	84	279	46	57	928	402	47	749	394
2-6-2022	84	279	46	57	928	403	47	749	394
1-6-2022	84	279	46	57	928	403	47	749	393
31-5-2022	84	279	46	57	928	403	47	749	394
30-5-2022	84	279	46	57	928	403	48	749	390
29-5-2022	84	279	46	57	928	402	54	749	342

# Weekly SLA Customer Report

Customer LLG\_Production  
Database ID 53



## Harddisk Usage LLG\_PRD\_OR02

	Free disk space on C: (%)	Total disk space on C: (Gb)	Used disk space on C: (Gb)	Free disk space on D: (%)	Total disk space on D: (Gb)	Used disk space on D: (Gb)	Free disk space on E: (%)	Total disk space on E: (Gb)	Used disk space on E: (Gb)
4-6-2022	87	279	36	88	1,117	131	93	559	38
3-6-2022	87	279	36	88	1,117	131	93	559	38
2-6-2022	87	279	36	88	1,117	131	93	559	38
1-6-2022	87	279	36	88	1,117	131	93	559	38
31-5-2022	87	279	36	88	1,117	131	93	559	38
30-5-2022	87	279	36	88	1,117	131	93	559	38
29-5-2022	87	279	36	88	1,117	131	93	559	38

## Harddisk Usage LLG\_PRD\_TS2

	Free disk space on C: (%)	Total disk space on C: (Gb)	Used disk space on C: (Gb)	Free disk space on D: (%)	Total disk space on D: (Gb)	Used disk space on D: (Gb)	Free disk space on E: (%)	Total disk space on E: (Gb)	Used disk space on E: (Gb)
4-6-2022	23	279	214	62	993	379	58	684	290
3-6-2022	23	279	214	62	993	379	57	684	291
2-6-2022	23	279	215	62	993	379	57	684	291
1-6-2022	23	279	214	62	993	379	57	684	291
31-5-2022	23	279	214	62	993	379	57	684	291
30-5-2022	23	279	214	62	993	379	51	684	335
29-5-2022	23	279	215	62	993	379	57	684	291

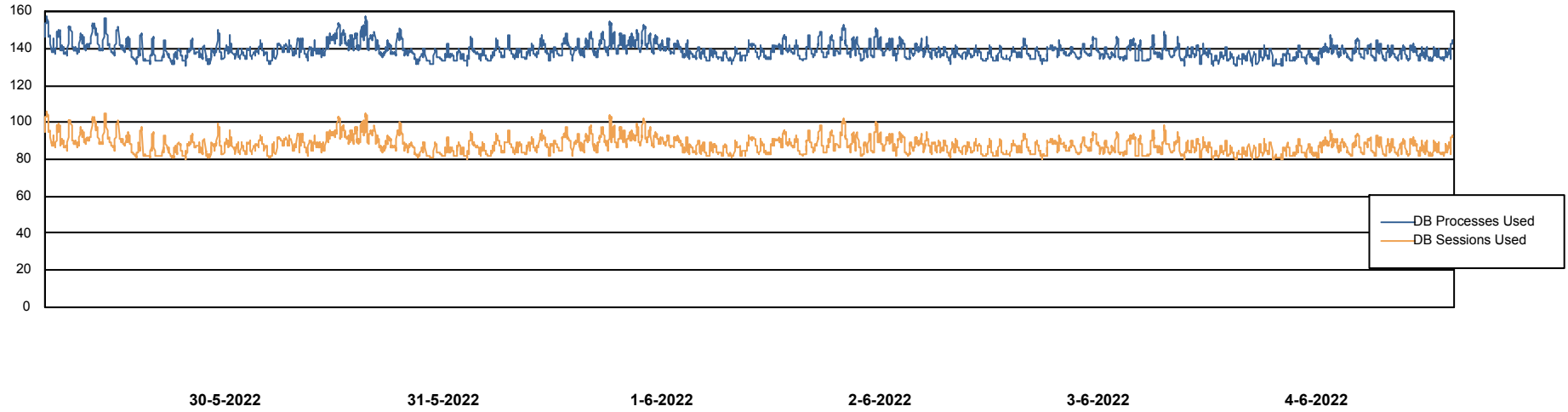
# Weekly SLA Customer Report

Customer LLG\_Production  
Database ID 53



## Database Performance LLGDB\_Production

DB Processes Max 300  
DB Sessions Max 4



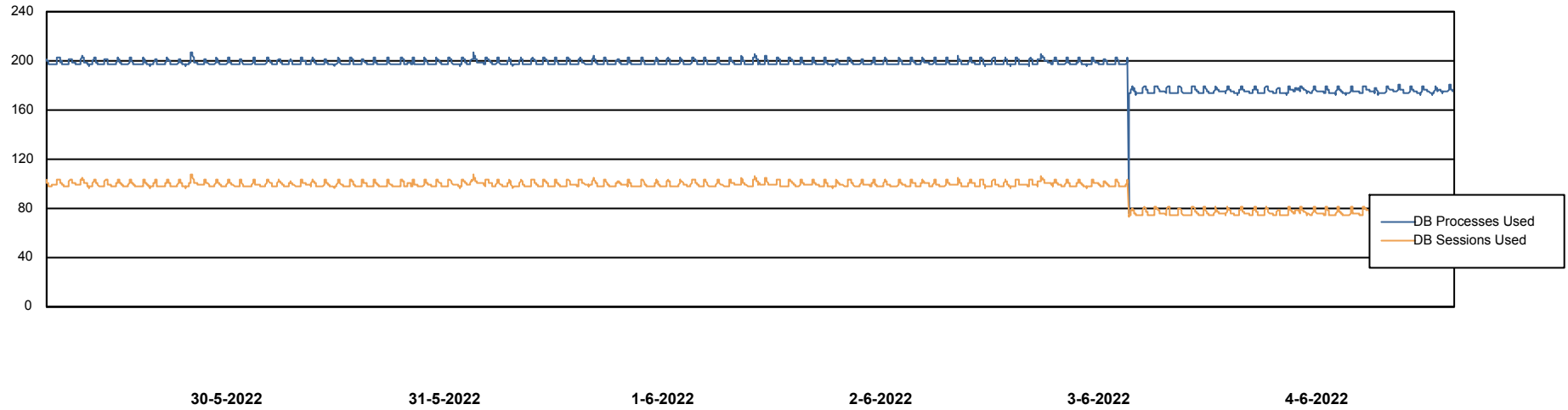
# Weekly SLA Customer Report

Customer LLG\_Production  
Database ID 53



## Database Performance LLGDB\_Standby\_TS2

DB Processes Max 4  
DB Processes Max 0  
DB Processes Max 300



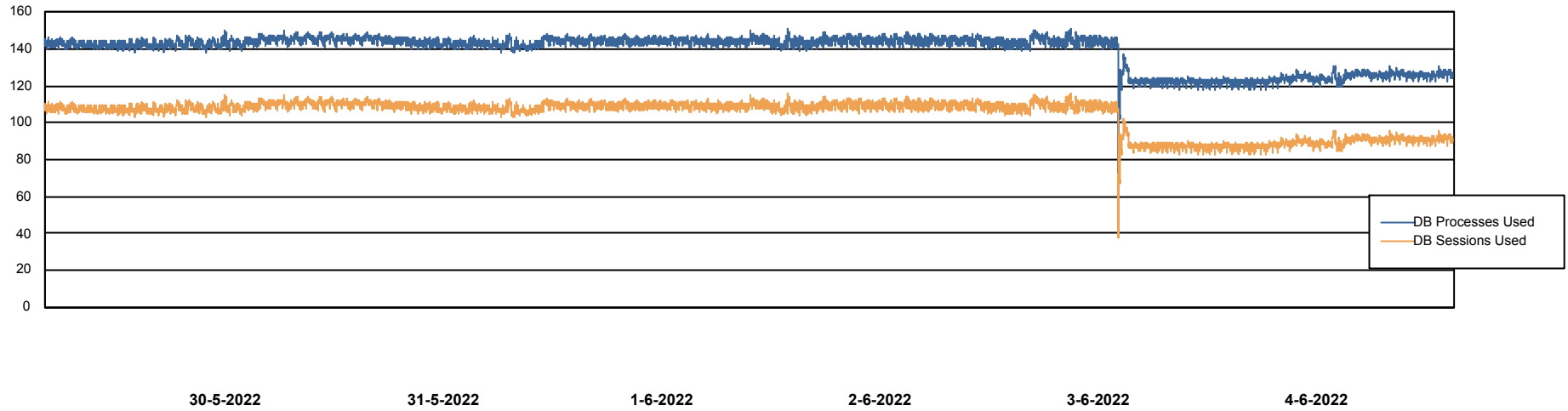
# Weekly SLA Customer Report

Customer LLG\_Production  
Database ID 53



Database Performance LLGDBBI\_Production

DB Processes Max 1,000



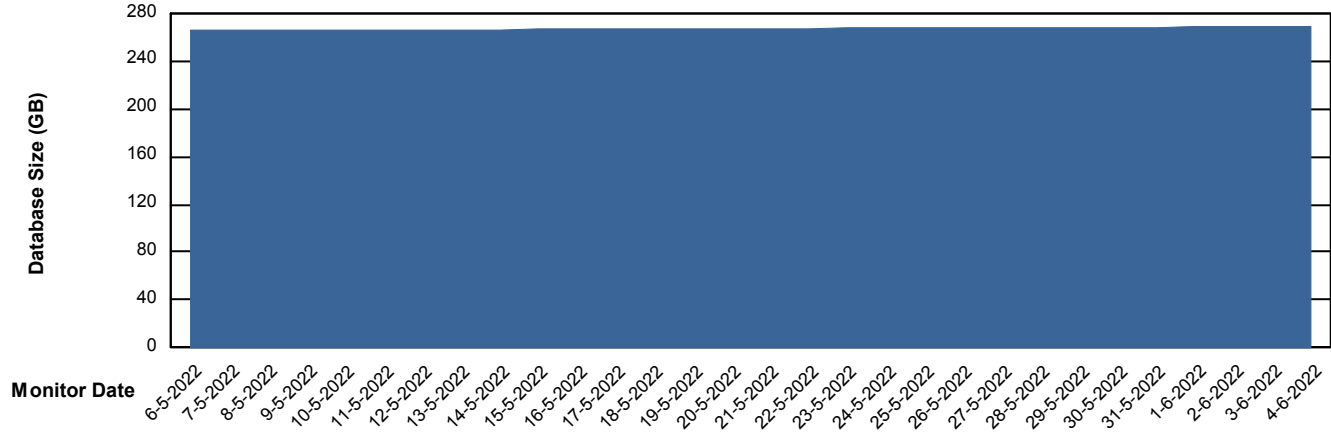
# Weekly SLA Customer Report

Customer LLG\_Production  
Database ID 53



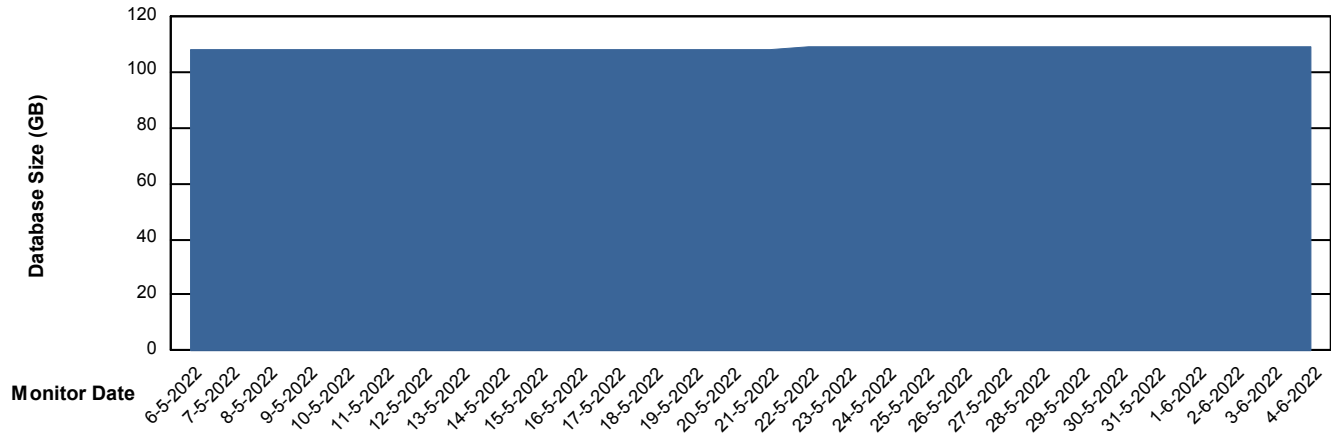
DATABASE SIZE LLGDB\_Production

### Database growth over last month



DATABASE SIZE LLGDBBI\_Production

### Database growth over last month



# Weekly SLA Customer Report

Customer LLG\_Production  
 Database ID 53



Database Tablespace LLGDB\_Production

Date	Tablespace Name	Filesize (Gb)	Usedsize (Gb)	Percentage free
4-6-2022	ABSDATA	162	106	34
	INDX	189	153	19
3-6-2022	ABSDATA	162	106	34
	INDX	189	153	19
2-6-2022	ABSDATA	162	106	34
	INDX	189	153	19
1-6-2022	ABSDATA	162	106	34
	INDX	189	153	19
31-5-2022	ABSDATA	162	106	35
	INDX	189	153	19
30-5-2022	ABSDATA	162	106	35
	INDX	189	152	19
29-5-2022	ABSDATA	162	106	35
	INDX	189	152	19

# Weekly SLA Customer Report

Customer LLG\_Production  
 Database ID 53



Database Tablespace LLGDBBI\_Production

Date	Tablespace Name	Filesize (Gb)	Usedsize (Gb)	Percentage free
4-6-2022	ABSDATA	100	49	51
	INDX	120	54	55
3-6-2022	ABSDATA	100	49	51
	INDX	120	54	55
2-6-2022	ABSDATA	100	49	51
	INDX	120	54	55
1-6-2022	ABSDATA	100	49	51
	INDX	120	54	55
31-5-2022	ABSDATA	100	49	51
	INDX	120	54	55
30-5-2022	ABSDATA	100	48	52
	INDX	120	54	55
29-5-2022	ABSDATA	100	48	52
	INDX	120	54	55

BI Status and last ETL error for LLGDBBI\_Production

	ma 30/5/2022	di 31/5/2022	wo 1/6/2022	do 2/6/2022	vr 3/6/2022	za 4/6/2022
<b>ABS DataWarehouse ETL Health</b>	OK	OK	OK	OK	OK	OK
<b>ABS DWHStaging ETL Health</b>	OK	OK	OK	OK	OK	OK

# Weekly SLA Customer Report

Customer LLG\_Production  
Database ID 53



BI last ETL error for	LLGDBBI_Production
di, 31-05-2022	None
za, 4-06-2022	None
wo, 1-06-2022	None
za, 4-06-2022	None
zo, 29-05-2022	None
ma, 30-05-2022	None
do, 2-06-2022	None
vr, 3-06-2022	None
di, 31-05-2022	None
do, 2-06-2022	None
vr, 3-06-2022	None
zo, 29-05-2022	None
ma, 30-05-2022	None
wo, 1-06-2022	None

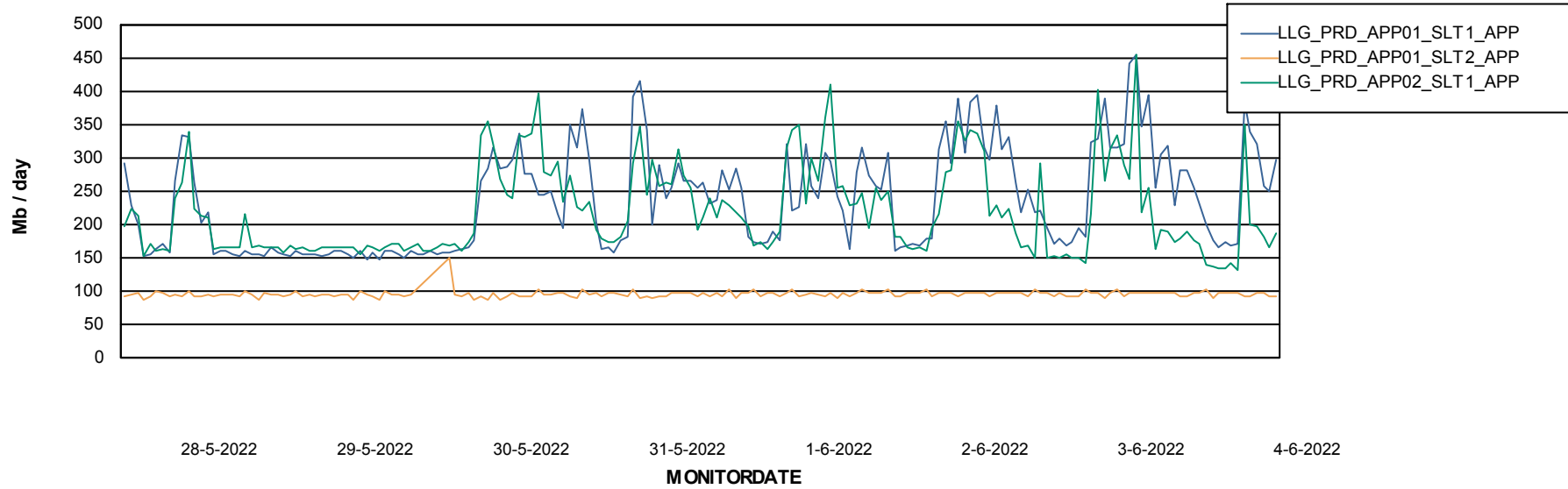
# Weekly SLA Customer Report

Customer LLG\_Production  
Database ID 53



## ABSSolute Application Server Services

### Avg memory used per ABS Server Service



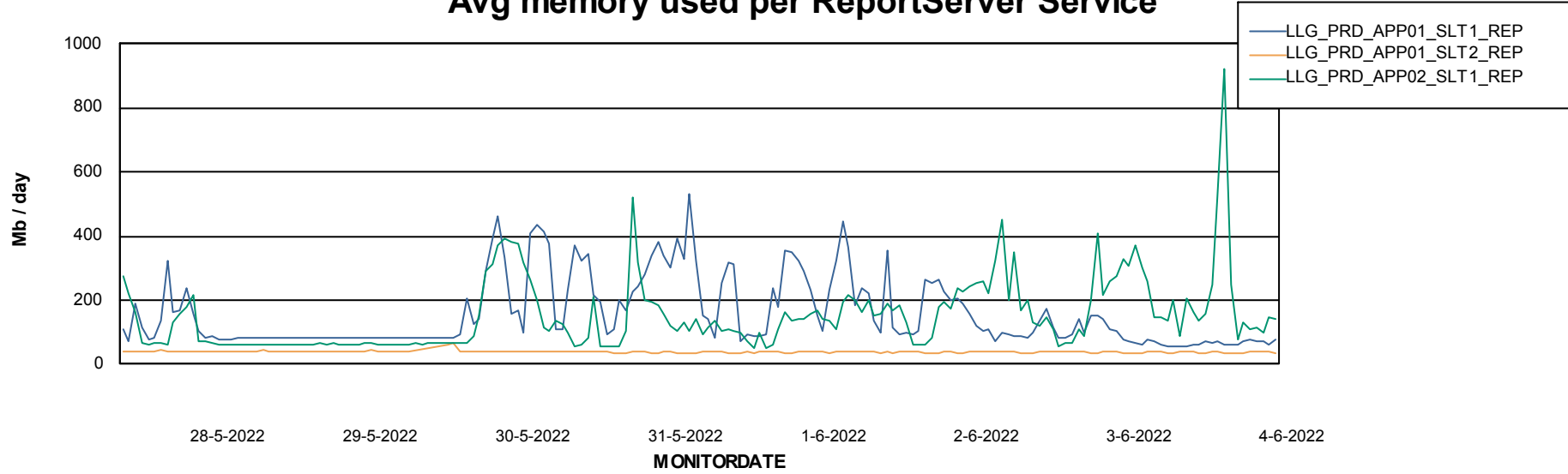
# Weekly SLA Customer Report

Customer LLG\_Production  
Database ID 53

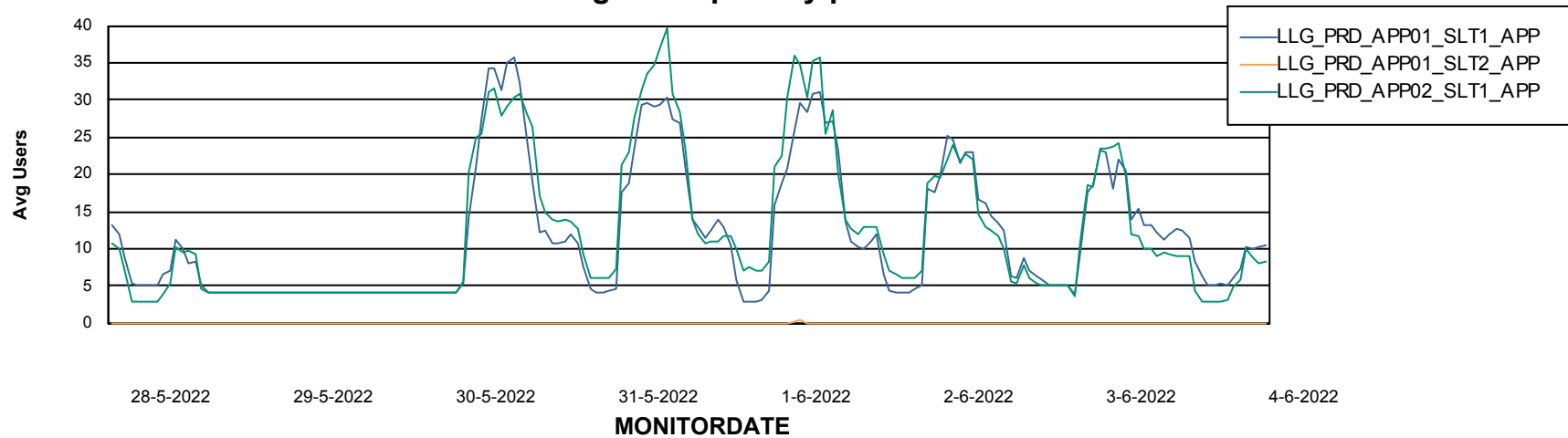


## ABSSolute Application Server Services

### Avg memory used per ReportServer Service



### Avg users per day per ABS server



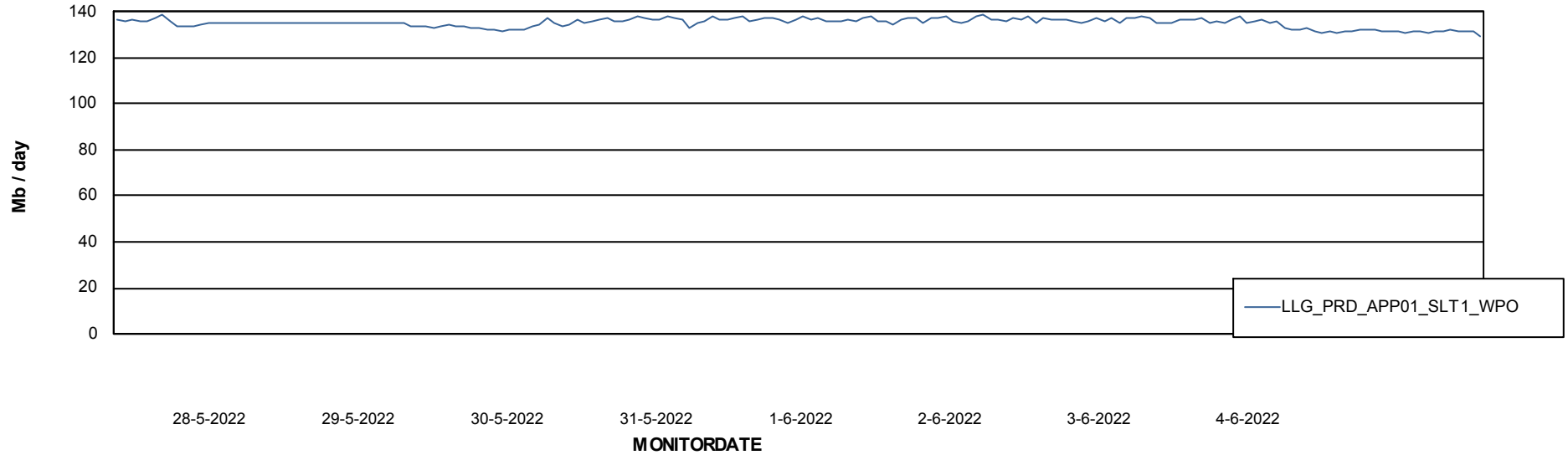
# Weekly SLA Customer Report

Customer LLG\_Production  
Database ID 53



## ABSSolute Application Server Services

### Avg memory used per ABS Web component



# Weekly SLA Customer Report

Customer LLG\_Production  
Database ID 53



## Disaster per ABS component

