

# Weekly SLA Customer Report

Customer CLO Production  
Database ID 38



## Harddisk Usage CLO\_PRD\_CLO-ORA01

	Free disk space on C: (%)	Total disk space on C: (Gb)	Used disk space on C: (Gb)	Free disk space on D: (%)	Total disk space on D: (Gb)	Used disk space on D: (Gb)	Free disk space on F: (%)	Total disk space on F: (Gb)	Used disk space on F: (Gb)
3-6-2022	48	279	145	22	447	348	66	447	153
2-6-2022	47	279	147	22	447	348	68	447	142
1-6-2022	47	279	148	22	447	348	63	447	164
31-5-2022	47	279	147	22	447	348	60	447	180
30-5-2022	47	279	147	22	447	348	59	447	185
29-5-2022	47	279	147	22	447	348	60	447	180

## Harddisk Usage CLO\_PRD\_CLO-ORA02

	Free disk space on C: (%)	Total disk space on C: (Gb)	Used disk space on C: (Gb)	Free disk space on D: (%)	Total disk space on D: (Gb)	Used disk space on D: (Gb)	Free disk space on F: (%)	Total disk space on F: (Gb)	Used disk space on F: (Gb)
4-6-2022	70	279	83	28	447	321	27	447	326
3-6-2022	70	279	83	28	447	321	29	447	318
2-6-2022	70	279	83	28	447	321	31	447	309
1-6-2022	70	279	83	28	447	321	26	447	330
31-5-2022	70	279	83	28	447	321	28	447	323
30-5-2022	70	279	83	28	447	321	30	447	313
29-5-2022	70	279	83	28	447	321	31	447	308

# Weekly SLA Customer Report

Customer CLO Production  
Database ID 38



Harddisk Usage CLO\_PRD\_WEB\_02

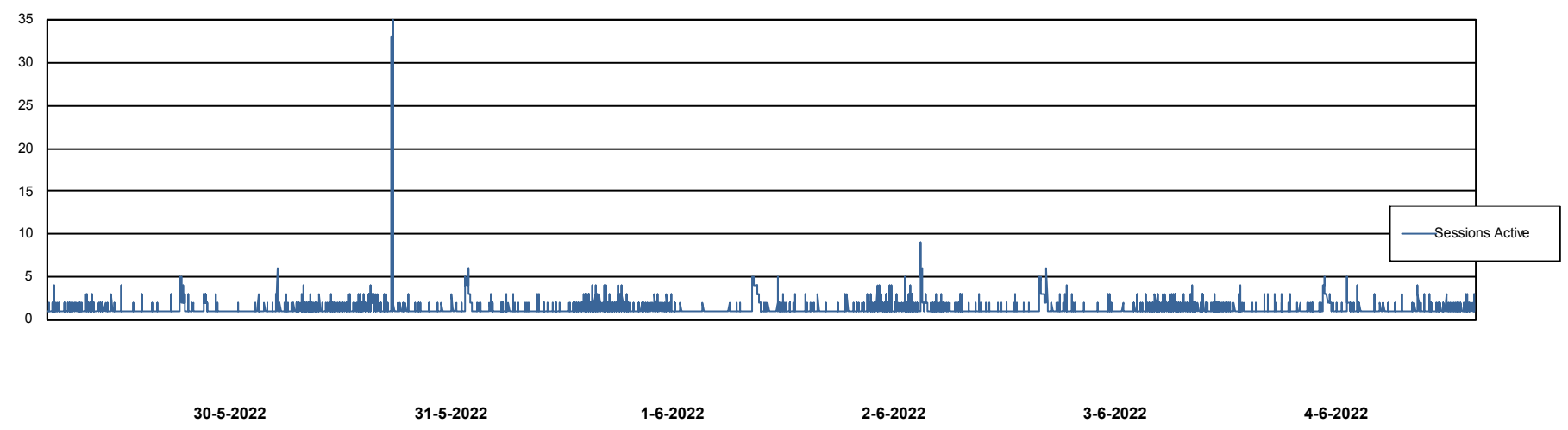
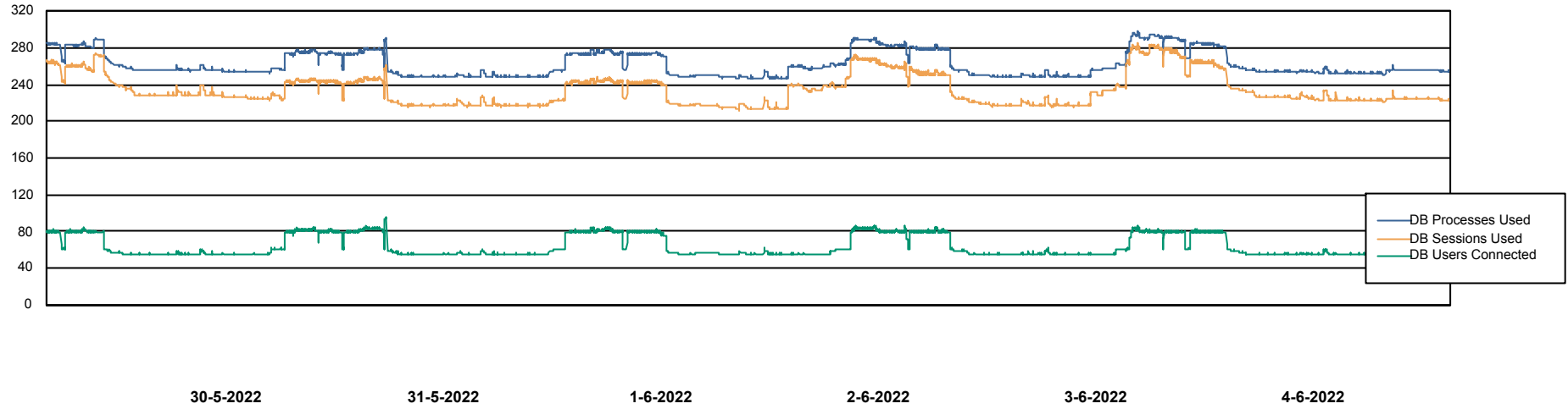
	Free disk space on C: (%)	Total disk space on C: (Gb)	Used disk space on C: (Gb)
4-6-2022	54	100	46
3-6-2022	54	100	45
2-6-2022	54	100	45
1-6-2022	54	100	45
31-5-2022	55	100	45
30-5-2022	55	100	45
29-5-2022	55	100	45

# Weekly SLA Customer Report

Customer CLO Production  
Database ID 38



## Database Performance CLODB\_PRD\_CLO-ORA01

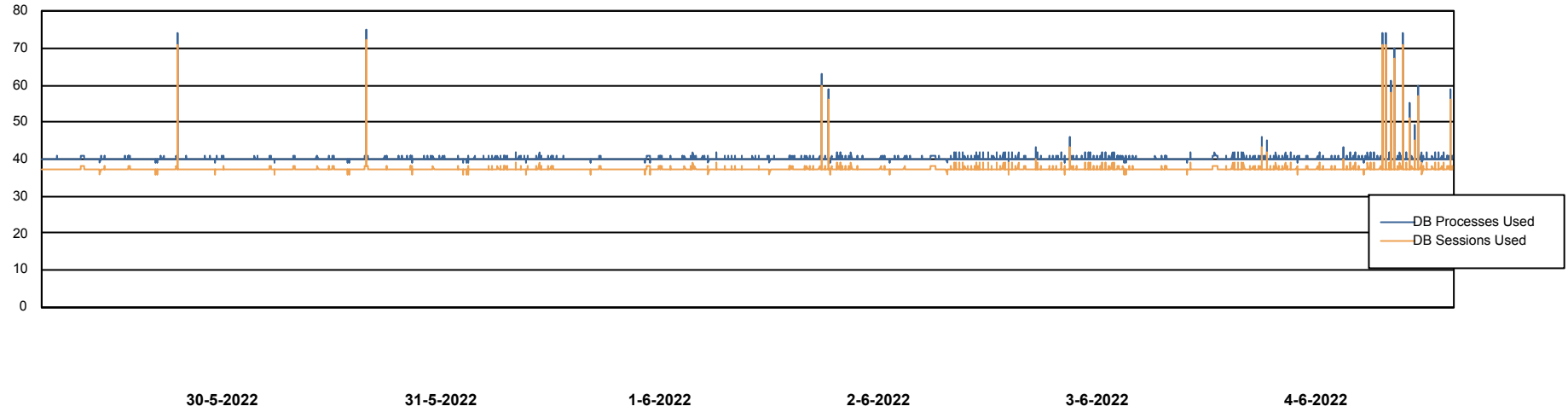


# Weekly SLA Customer Report

Customer CLO Production  
Database ID 38



Database Performance CLODB\_STANDBY\_CLO-ORA02

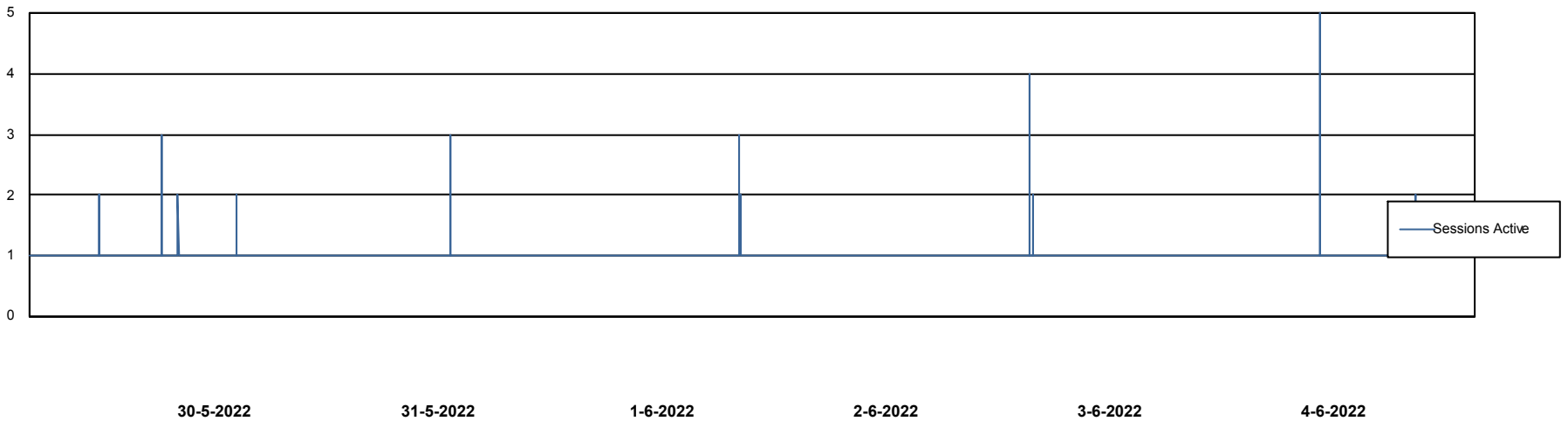
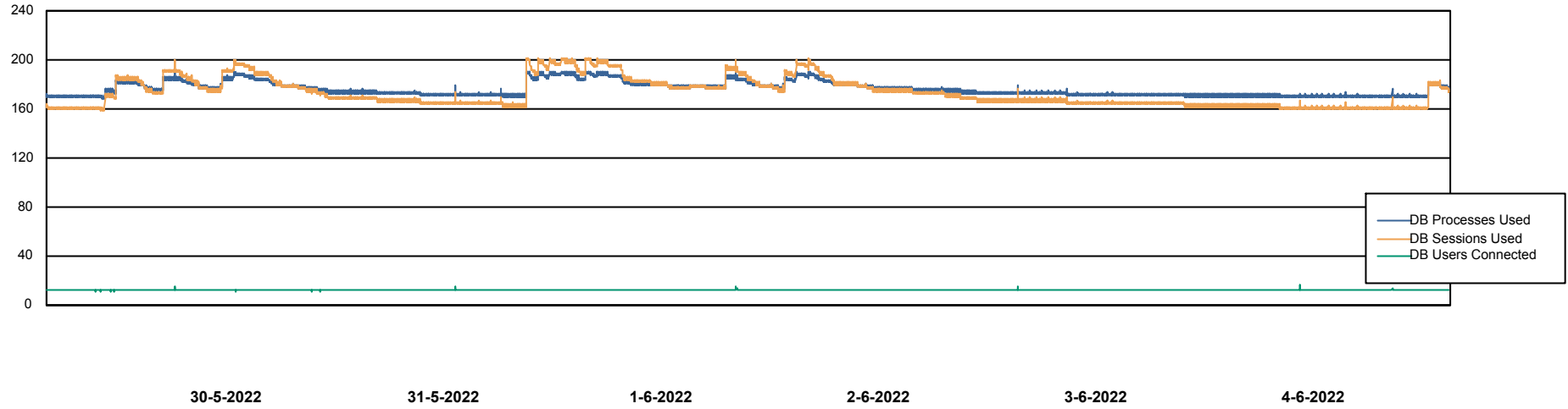


# Weekly SLA Customer Report

Customer CLO Production  
Database ID 38



## Database Performance CLODB\_TEST\_CLO-ORA02



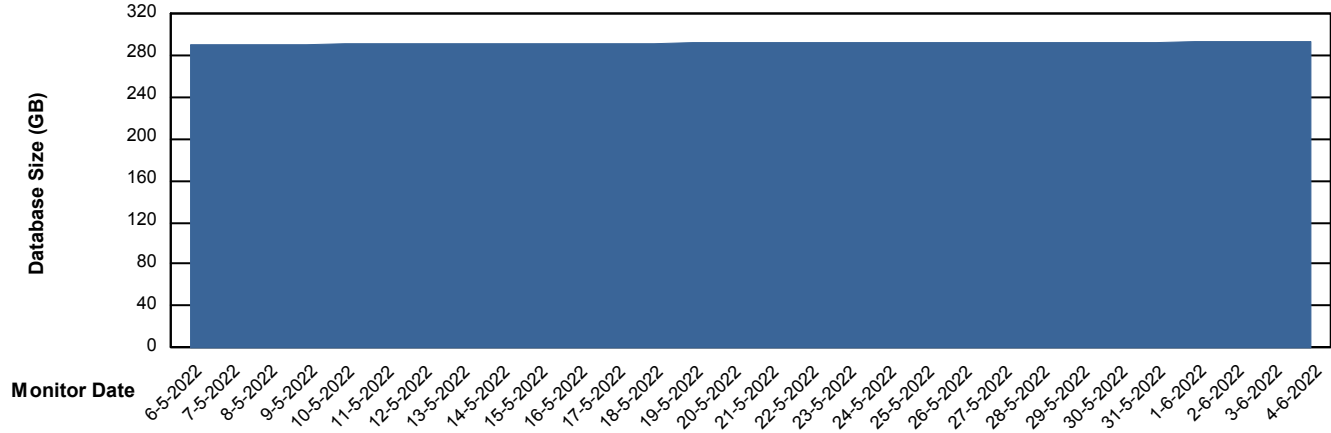
# Weekly SLA Customer Report

Customer CLO Production  
Database ID 38



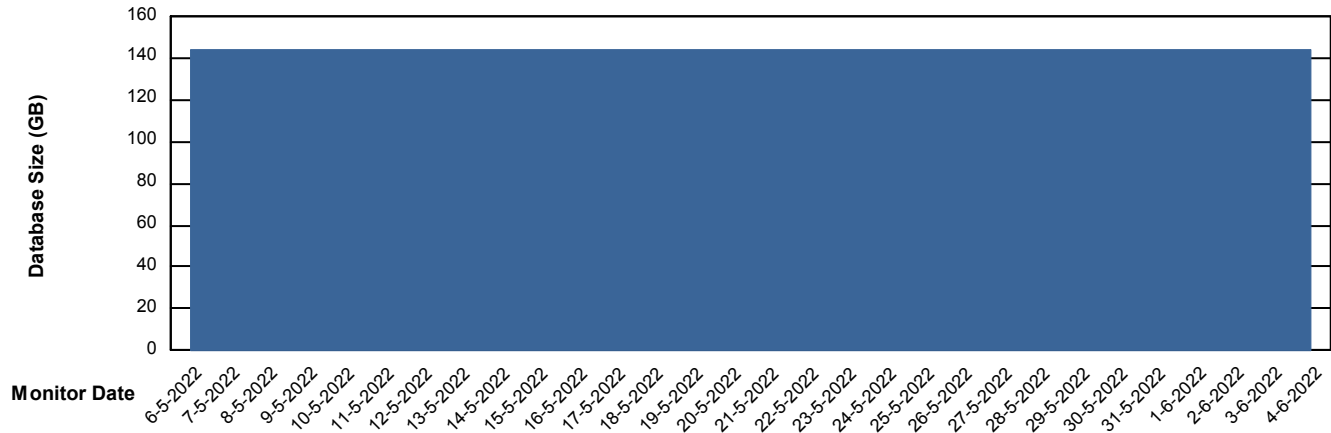
DATABASE SIZE CLODB\_PRD\_CLO-ORA01

### Database growth over last month



DATABASE SIZE CLODB\_TEST\_CLO-ORA02

### Database growth over last month



# Weekly SLA Customer Report

Customer CLO Production  
Database ID 38



Database Tablespace CLODB\_PRD\_CLO-ORA01

Date	Tablespace Name	Filesize (Gb)	Usedsize (Gb)	Percentage free
4-6-2022	ABSDATA	102	83	18
	INDX	225	184	18
3-6-2022	ABSDATA	102	83	18
	INDX	225	184	18
2-6-2022	ABSDATA	102	83	18
	INDX	225	184	18
1-6-2022	ABSDATA	102	83	18
	INDX	225	184	18
31-5-2022	ABSDATA	102	83	18
	INDX	225	184	18
30-5-2022	ABSDATA	102	83	18
	INDX	225	184	18
29-5-2022	ABSDATA	102	83	18
	INDX	225	184	18

# Weekly SLA Customer Report

Customer CLO Production  
 Database ID 38



Database Tablespace CLODB\_TEST\_CLO-ORA02

Date	Tablespace Name	Filesize (Gb)	Usedsize (Gb)	Percentage free
4-6-2022	ABSDATA	88	47	47
	INDX	112	94	16
3-6-2022	ABSDATA	88	47	47
	INDX	112	94	16
2-6-2022	ABSDATA	88	47	47
	INDX	112	94	16
1-6-2022	ABSDATA	88	47	47
	INDX	112	94	16
31-5-2022	ABSDATA	88	47	47
	INDX	112	94	16
30-5-2022	ABSDATA	88	47	47
	INDX	112	94	16
29-5-2022	ABSDATA	88	47	47
	INDX	112	94	16

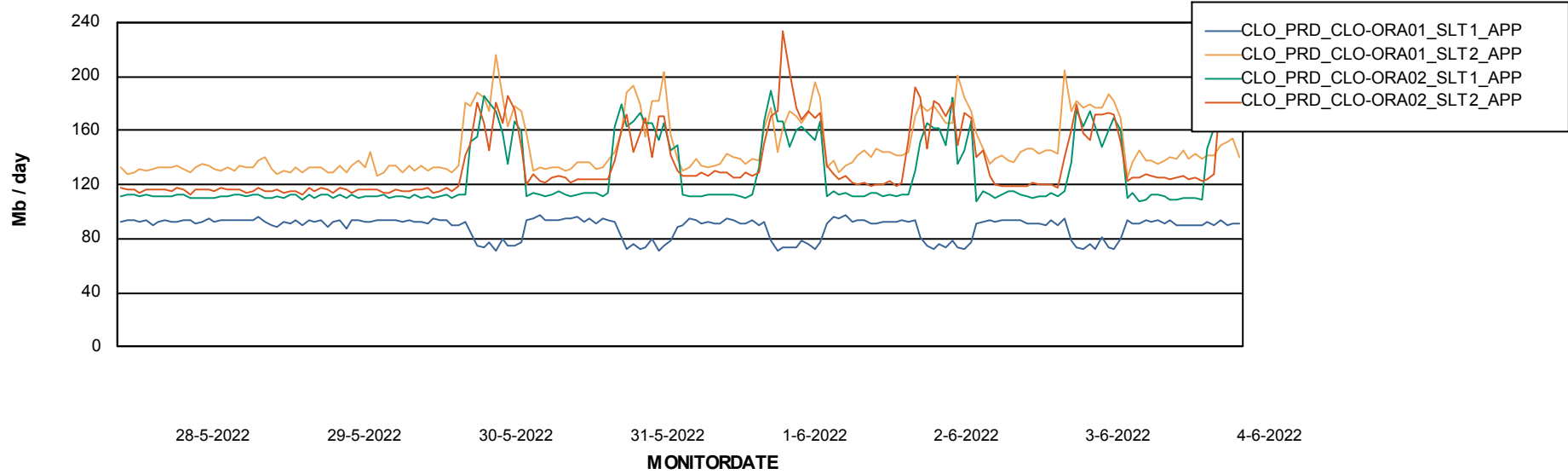
# Weekly SLA Customer Report

Customer CLO Production  
Database ID 38

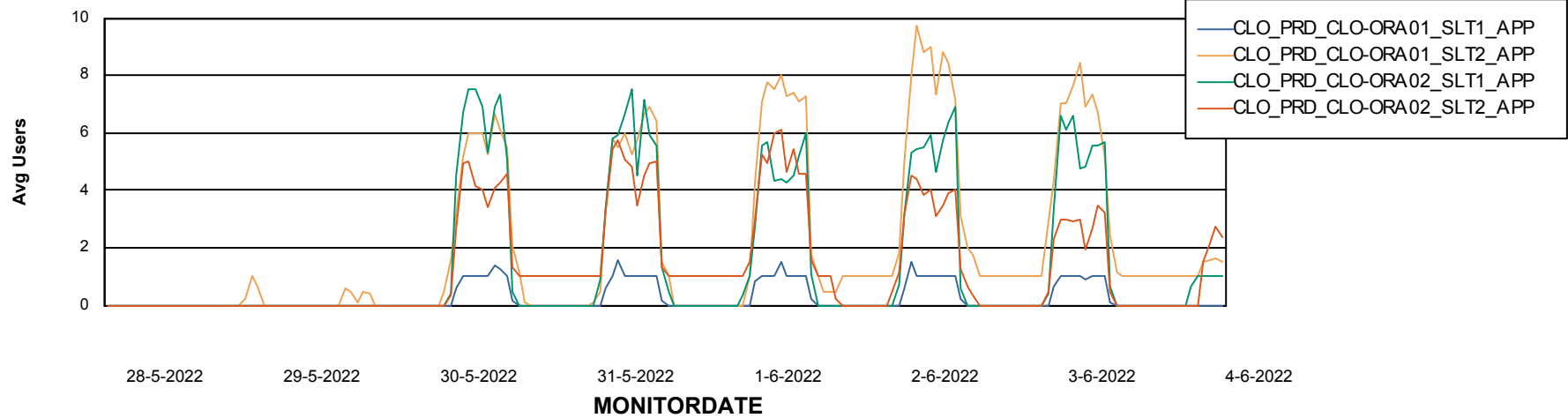


## ABSSolute Application Server Services

### Avg memory used per ABS Server Service



### Avg users per day per ABS server



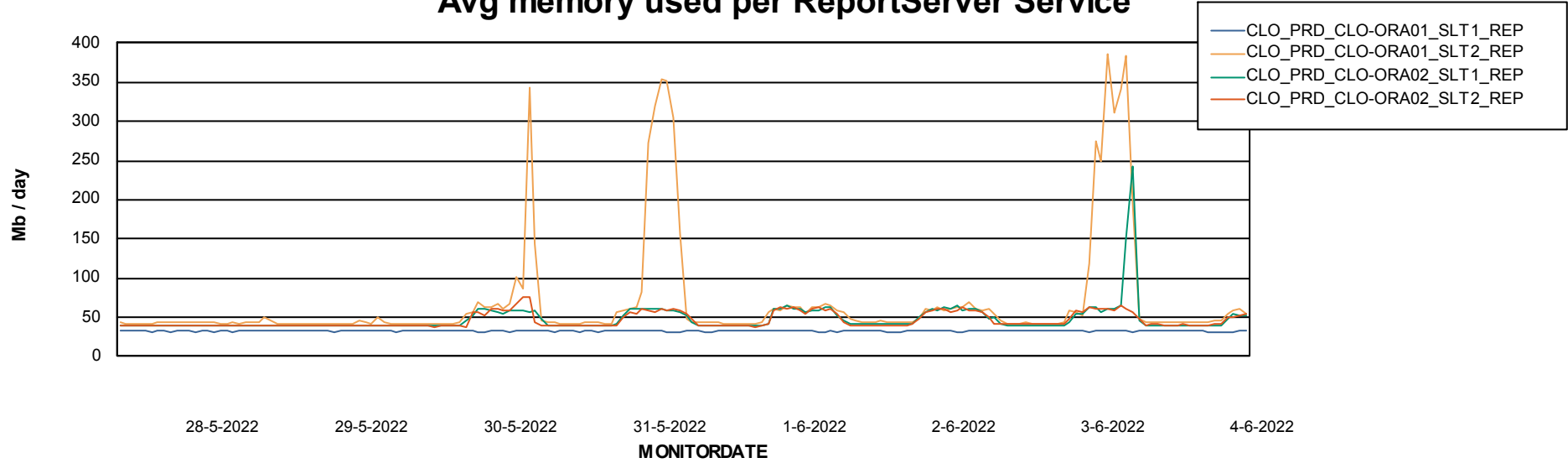
# Weekly SLA Customer Report

Customer CLO Production  
Database ID 38



## ABSSolute Application ReportServer Services

### Avg memory used per ReportServer Service



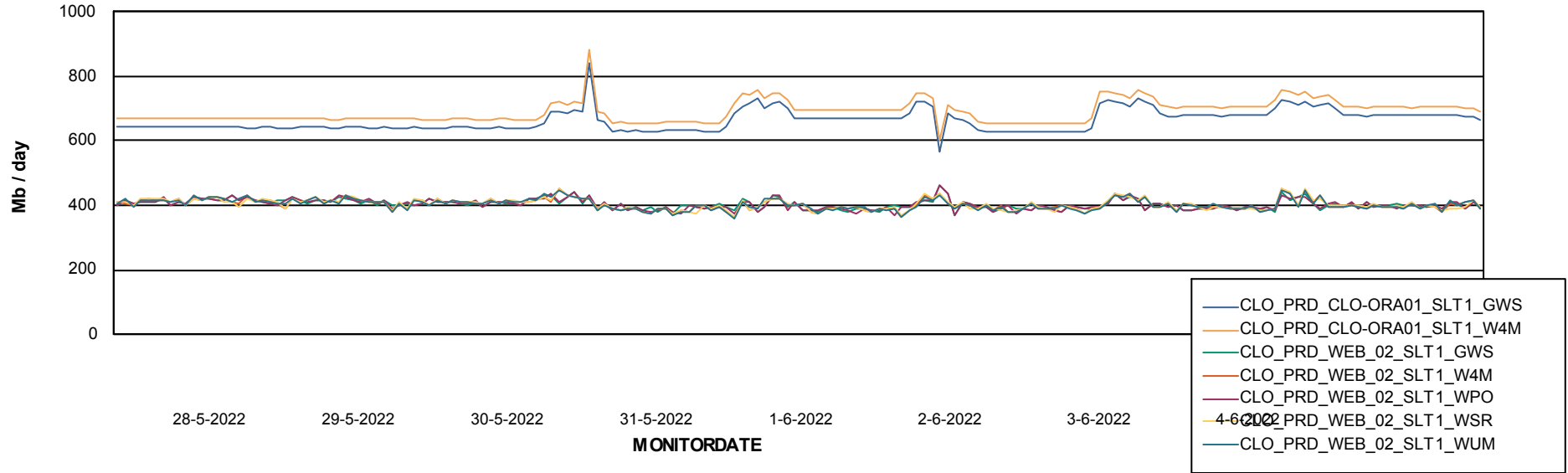
# Weekly SLA Customer Report

Customer CLO Production  
Database ID 38



## ABSSolute Web Component Services

### Avg memory used per ABS Web component



# Weekly SLA Customer Report

Customer CLO Production  
Database ID 38



## Disaster per ABS component

