

Weekly SLA Customer Report

Customer PCO_Production (Bronze)
Database ID 44



Harddisk Usage PCO_PRD_ORACLE1

	Free disk space on C: (%)	Total disk space on C: (Gb)	Used disk space on C: (Gb)	Free disk space on D: (%)	Total disk space on D: (Gb)	Used disk space on D: (Gb)
28-5-2022	25	447	334	43	1,676	958
27-5-2022	25	447	334	44	1,676	943
26-5-2022	25	447	333	43	1,676	955
25-5-2022	25	447	333	43	1,676	947
24-5-2022	25	447	333	44	1,676	944
23-5-2022	25	447	333	42	1,676	977
22-5-2022	25	447	333	41	1,676	995

Harddisk Usage PCO_PRD_ORACLE2

	Free disk space on C: (%)	Total disk space on C: (Gb)	Used disk space on C: (Gb)	Free disk space on D: (%)	Total disk space on D: (Gb)	Used disk space on D: (Gb)
28-5-2022	51	279	136	21	838	661
27-5-2022	51	279	136	21	838	661
26-5-2022	51	279	136	21	838	663
25-5-2022	51	279	136	21	838	664
24-5-2022	51	279	136	21	838	664
23-5-2022	51	279	136	21	838	665
22-5-2022	51	279	136	21	838	665

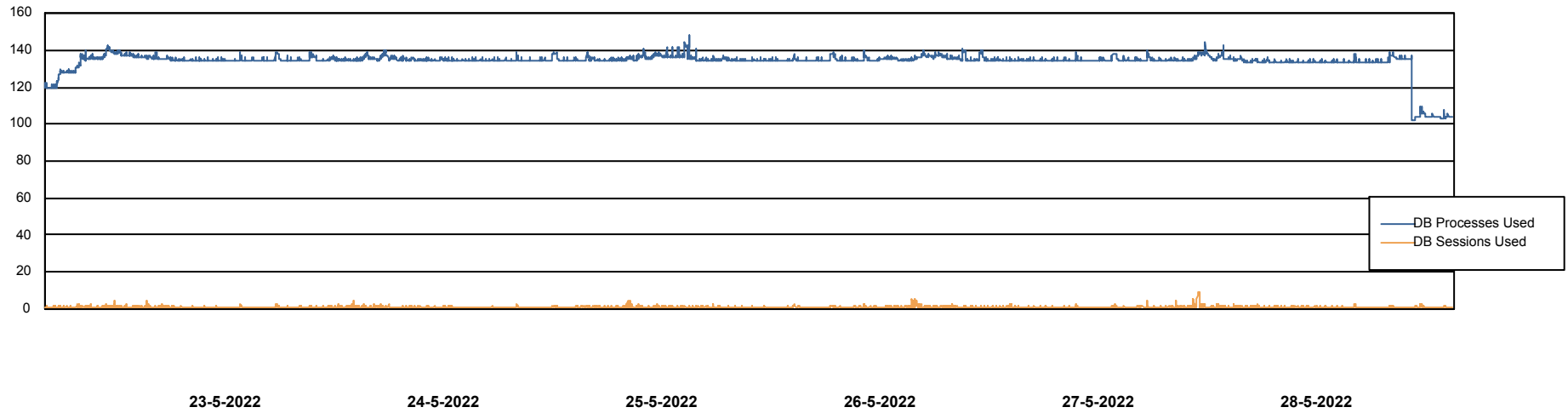
Weekly SLA Customer Report

Customer PCO_Production (Bronze)
Database ID 44



Database Performance PCODB_Production

DB Processes Max 350



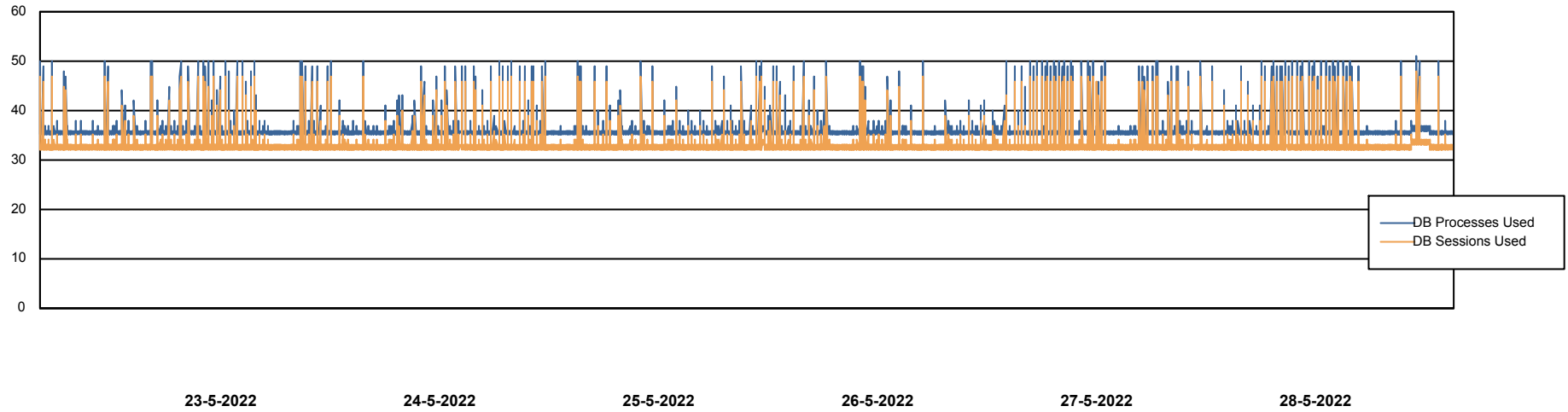
Weekly SLA Customer Report

Customer PCO_Production (Bronze)
Database ID 44



Database Performance PCODB_Standby

DB Processes Max 350



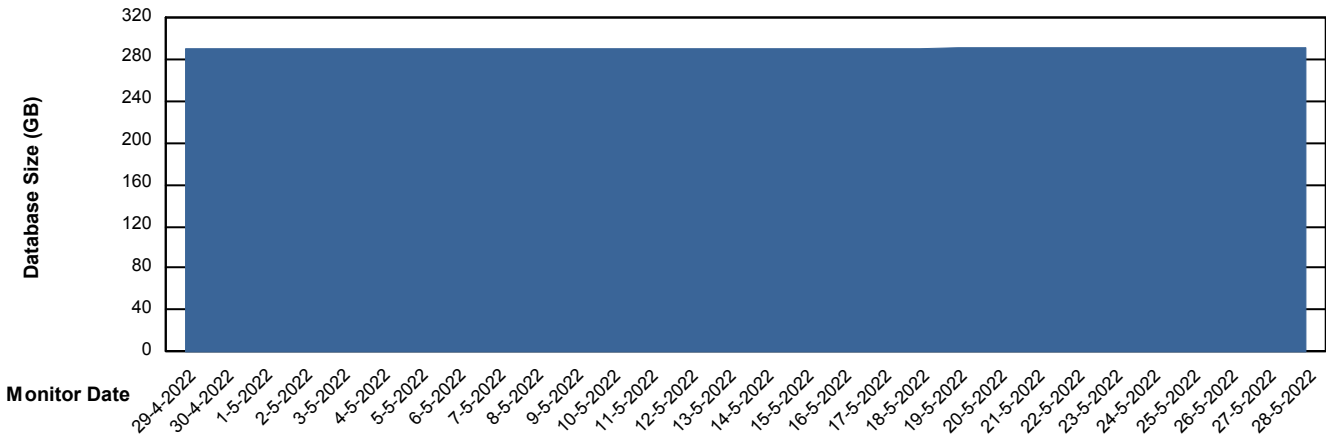
Weekly SLA Customer Report

Customer PCO_Production (Bronze)
 Database ID 44



DATABASE SIZE PCODB_Production

Database growth over last month



Database Tablespace PCODB_Production

Date	Tablespace Name	Filesize (Gb)	Usedsize (Gb)	Percentage free
28-5-2022	ABSDATA	238	111	53
	INDX	329	177	46
27-5-2022	ABSDATA	238	111	53
	INDX	329	177	46
26-5-2022	ABSDATA	238	111	53
	INDX	329	177	46
25-5-2022	ABSDATA	238	111	53
	INDX	329	177	46
24-5-2022	ABSDATA	238	111	53
	INDX	329	177	46
23-5-2022	ABSDATA	238	111	53
	INDX	329	177	46
22-5-2022	ABSDATA	238	111	53
	INDX	329	177	46