

# Weekly SLA Customer Report

Customer BNL\_Production  
Database ID 83



## Harddisk Usage BNL\_PRD\_BSNLP-VM-ABSD02

	Free disk space on C: (%)	Total disk space on C: (Gb)	Used disk space on C: (Gb)	Free disk space on D: (%)	Total disk space on D: (Gb)	Used disk space on D: (Gb)	Free disk space on E: (%)	Total disk space on E: (Gb)	Used disk space on E: (Gb)	Free disk space on F: (%)
28-5-2022	55	127	56	63	1,512	554	88	500	59	80
27-5-2022	55	127	56	62	1,512	574	85	500	75	80
26-5-2022	55	127	56	63	1,512	564	86	500	68	80
25-5-2022	56	127	56	66	1,512	515	88	500	60	80
24-5-2022	56	127	56	66	1,512	518	89	500	55	80
23-5-2022	57	127	55	66	1,512	516	88	500	59	80
22-5-2022	58	127	53	66	1,512	516	90	500	52	80

## Harddisk Usage BNL\_PRD\_BSNLP-VM-ABSD03

	Free disk space on C: (%)	Total disk space on C: (Gb)	Used disk space on C: (Gb)	Free disk space on D: (%)	Total disk space on D: (Gb)	Used disk space on D: (Gb)	Free disk space on E: (%)	Total disk space on E: (Gb)	Used disk space on E: (Gb)	Free disk space on F: (%)
28-5-2022	53	127	59	84	1,512	240	79	500	104	80
27-5-2022	53	127	59	82	1,512	273	79	500	105	80
26-5-2022	53	127	59	83	1,512	261	78	500	111	80
25-5-2022	54	127	59	86	1,512	214	77	500	115	80
24-5-2022	54	127	59	86	1,512	214	76	500	119	80
23-5-2022	54	127	58	86	1,512	215	76	500	120	80
22-5-2022	54	127	58	86	1,512	215	77	500	115	80

# Weekly SLA Customer Report

Customer BNL\_Production  
Database ID 83



Harddisk Usage BNL\_PRD\_bsnlp-vm-absw01

	Free disk space on C: (%)	Total disk space on C: (Gb)	Used disk space on C: (Gb)	Free disk space on D: (%)	Total disk space on D: (Gb)	Used disk space on D: (Gb)	Free disk space on E: (%)	Total disk space on E: (Gb)	Used disk space on E: (Gb)
28-5-2022	78	127	28	97	128	4	91	16	1
27-5-2022	78	127	28	97	128	4	91	16	1
26-5-2022	77	127	29	97	128	4	91	16	1
25-5-2022	77	127	30	97	128	4	91	16	1
24-5-2022	77	127	30	97	128	4	91	16	1
23-5-2022	77	127	30	97	128	4	91	16	1
22-5-2022	77	127	30	97	128	4	91	16	1

Harddisk Usage BNL\_PRD\_vm-absa01

	Free disk space on C: (%)	Total disk space on C: (Gb)	Used disk space on C: (Gb)	Free disk space on D: (%)	Total disk space on D: (Gb)	Used disk space on D: (Gb)	Free disk space on E: (%)	Total disk space on E: (Gb)	Used disk space on E: (Gb)
28-5-2022	76	127	30	81	127	24	92	64	5
27-5-2022	76	127	30	81	127	24	92	64	5
26-5-2022	76	127	30	81	127	24	92	64	5
25-5-2022	75	127	32	81	127	24	92	64	5
24-5-2022	75	127	32	81	127	24	92	64	5
23-5-2022	75	127	32	81	127	24	92	64	5
22-5-2022	75	127	32	81	127	24	92	64	5

# Weekly SLA Customer Report

Customer BNL\_Production  
Database ID 83



## Harddisk Usage BNL\_PRD\_vm-absa02

	Free disk space on C: (%)	Total disk space on C: (Gb)	Used disk space on C: (Gb)	Free disk space on D: (%)	Total disk space on D: (Gb)	Used disk space on D: (Gb)	Free disk space on F: (%)	Total disk space on F: (Gb)	Used disk space on F: (Gb)
28-5-2022	77	127	30	72	127	36	92	64	5
27-5-2022	77	127	30	72	127	36	92	64	5
26-5-2022	77	127	30	72	127	36	92	64	5
25-5-2022	76	127	31	72	127	36	92	64	5
24-5-2022	76	127	31	72	127	36	92	64	5
23-5-2022	76	127	31	72	127	36	92	64	5
22-5-2022	76	127	31	72	127	36	92	64	5

## Harddisk Usage BNL\_PRD\_vm-absa03

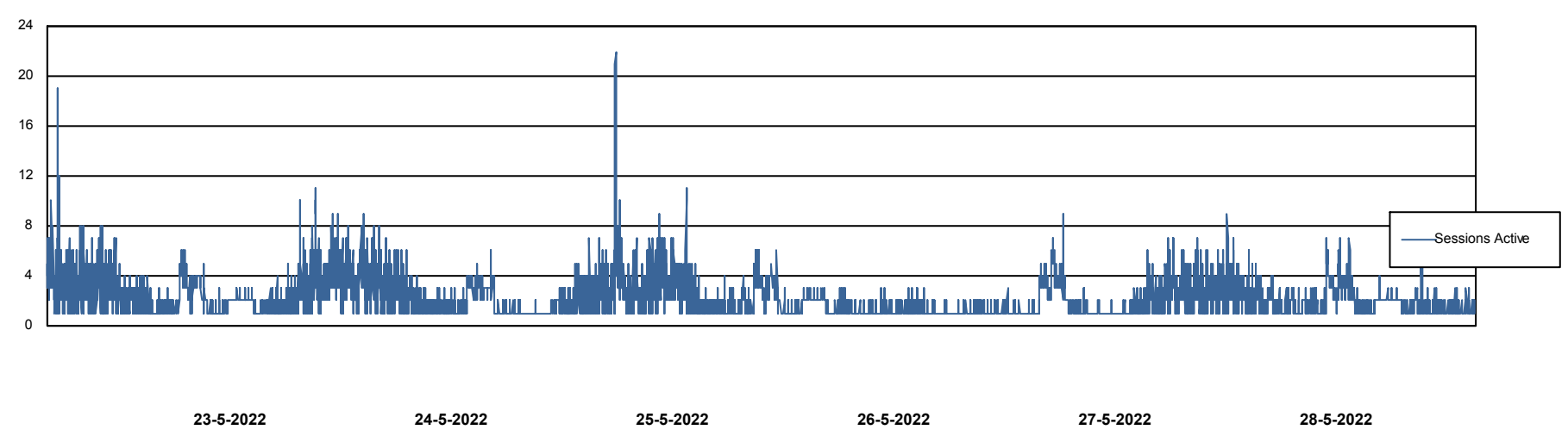
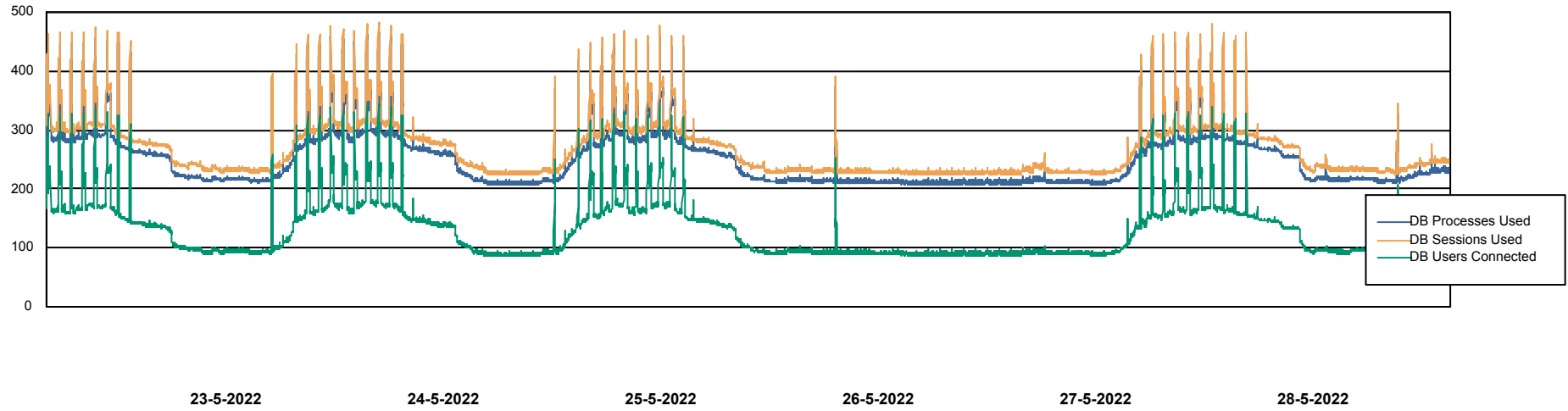
	Free disk space on C: (%)	Total disk space on C: (Gb)	Used disk space on C: (Gb)	Free disk space on D: (%)	Total disk space on D: (Gb)	Used disk space on D: (Gb)	Free disk space on F: (%)	Total disk space on F: (Gb)	Used disk space on F: (Gb)
28-5-2022	69	127	40	57	127	55	92	64	5
27-5-2022	69	127	40	57	127	55	92	64	5
26-5-2022	69	127	40	57	127	55	92	64	5
25-5-2022	68	127	41	57	127	55	92	64	5
24-5-2022	68	127	41	57	127	54	92	64	5
23-5-2022	68	127	41	57	127	54	92	64	5
22-5-2022	68	127	41	57	127	54	92	64	5

# Weekly SLA Customer Report

Customer BNL\_Production  
Database ID 83



## Database Performance BNLDB\_Production\_New

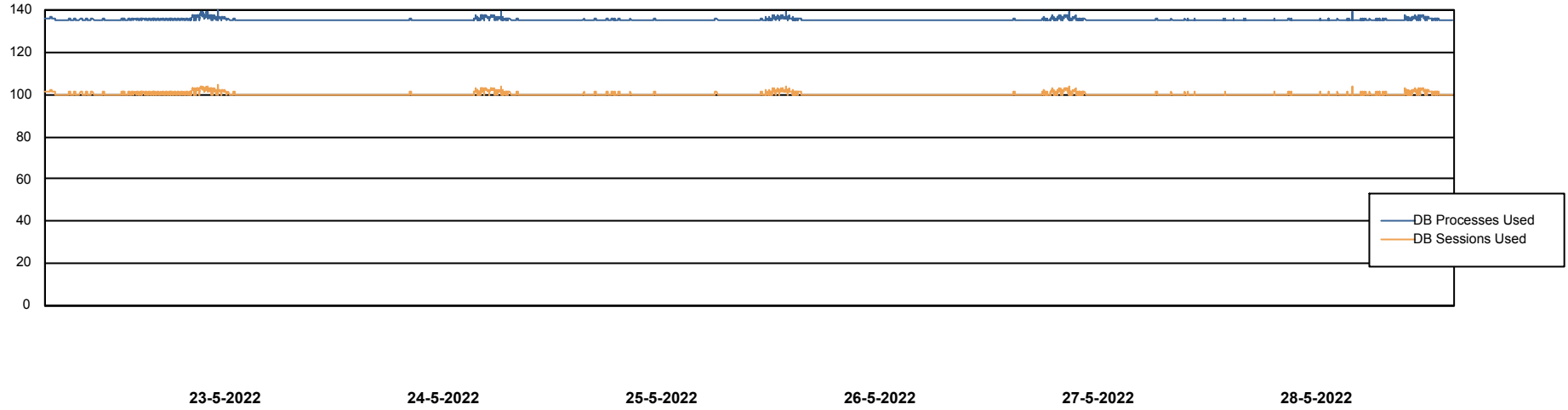


# Weekly SLA Customer Report

Customer BNL\_Production  
Database ID 83

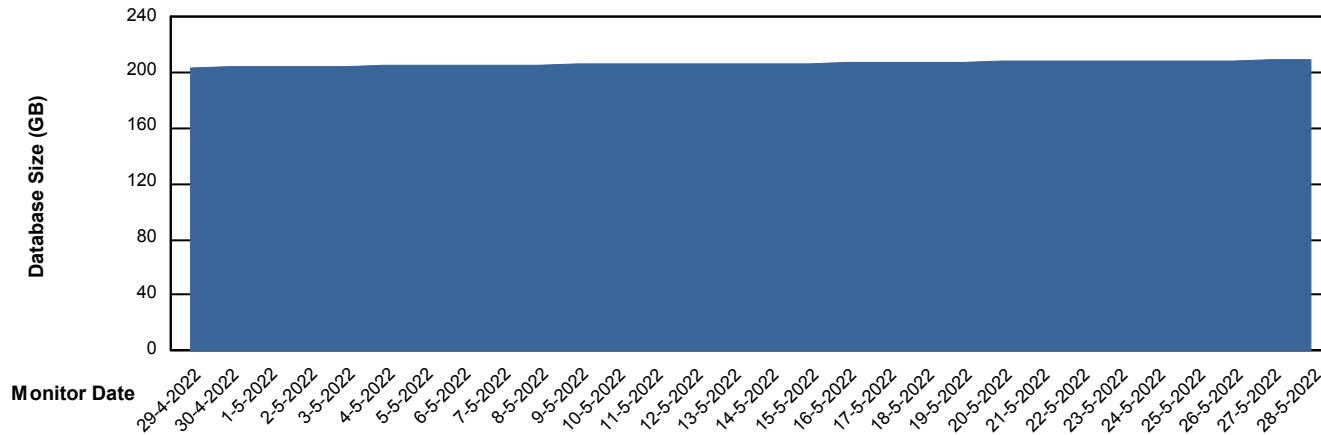


## Database Performance BNLDB\_Standby



## DATABASE SIZE BNLDB\_Production\_New

### Database growth over last month



# Weekly SLA Customer Report

Customer BNL\_Production  
 Database ID 83

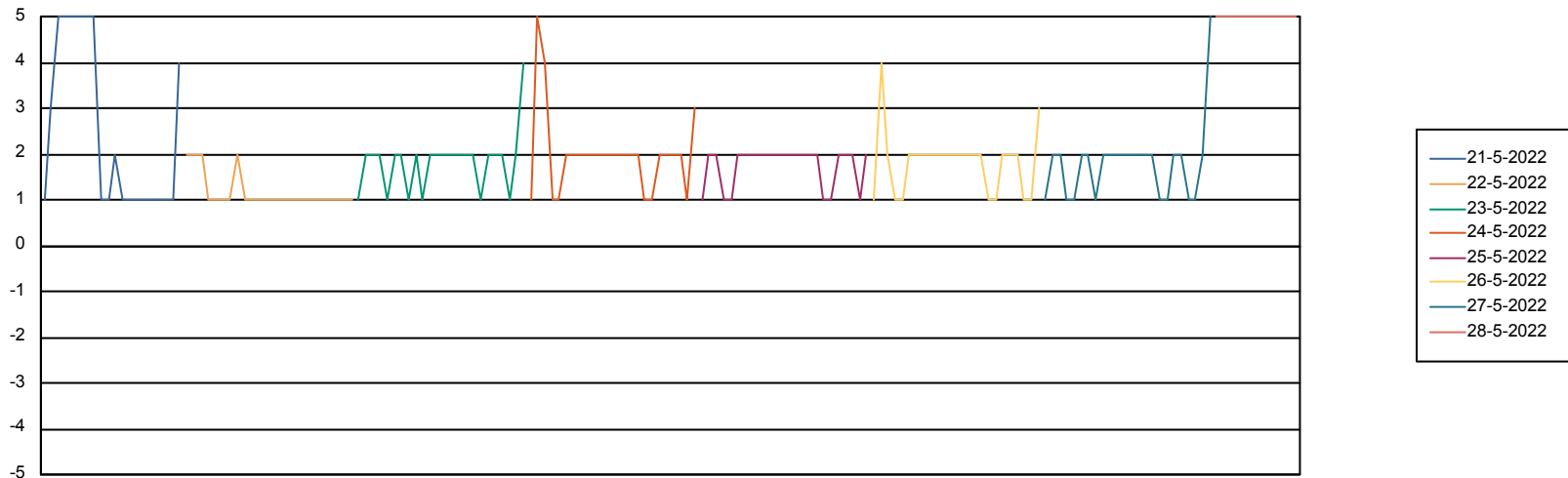


Database Tablespace BNLDB\_Production\_New

Date	Tablespace Name	Filesize (Gb)	Usedsize (Gb)	Percentage free
28-5-2022	ABSDATA	105	71	33
	INDX	200	130	35
27-5-2022	ABSDATA	105	71	33
	INDX	200	130	35
26-5-2022	ABSDATA	105	71	33
	INDX	200	130	35
25-5-2022	ABSDATA	105	71	33
	INDX	200	130	35
24-5-2022	ABSDATA	105	71	33
	INDX	200	130	35
23-5-2022	ABSDATA	105	71	33
	INDX	200	129	35
22-5-2022	ABSDATA	105	71	33
	INDX	200	129	35

Standby Database Health BNL\_Production

Recovery lag for last 7 days



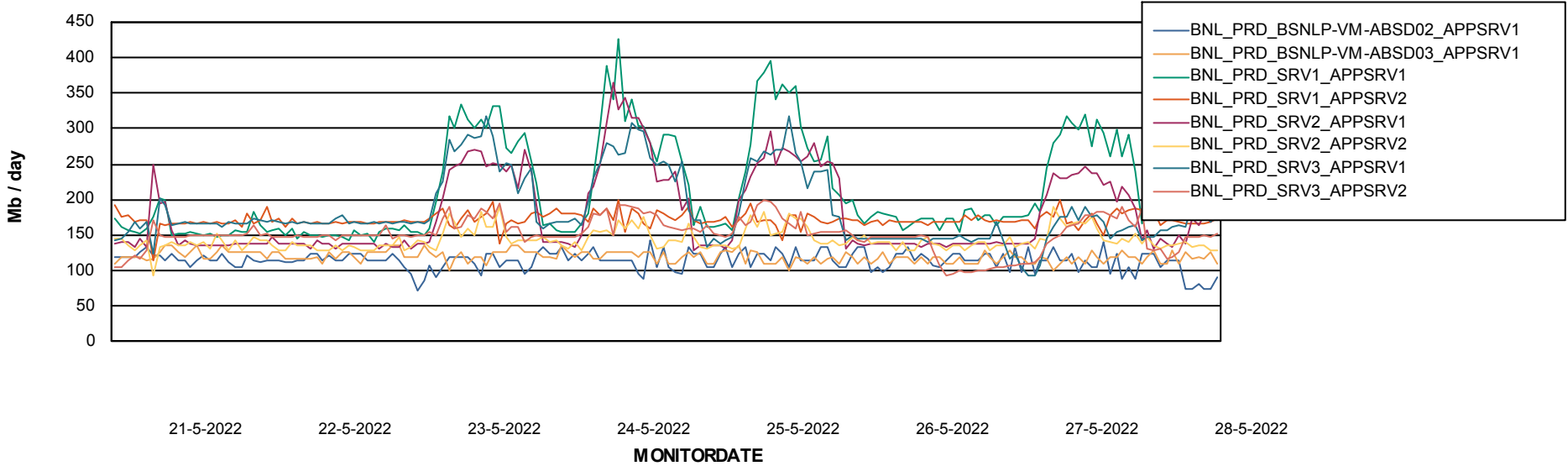
# Weekly SLA Customer Report

Customer BNL\_Production  
Database ID 83

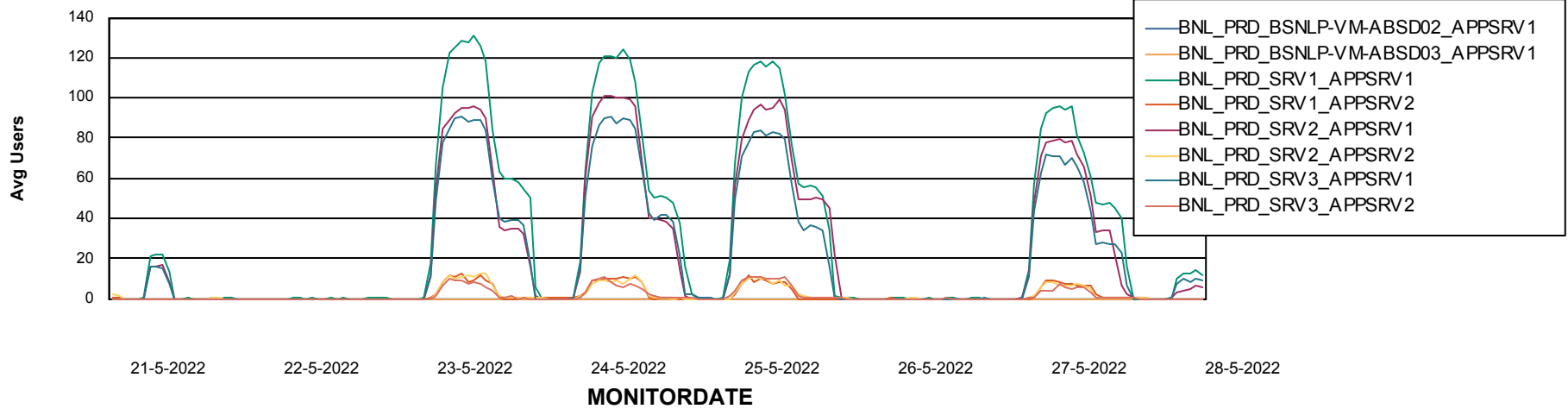


## ABSSolute Application Server Services

### Avg memory used per ABS Server Service



### Avg users per day per ABS server



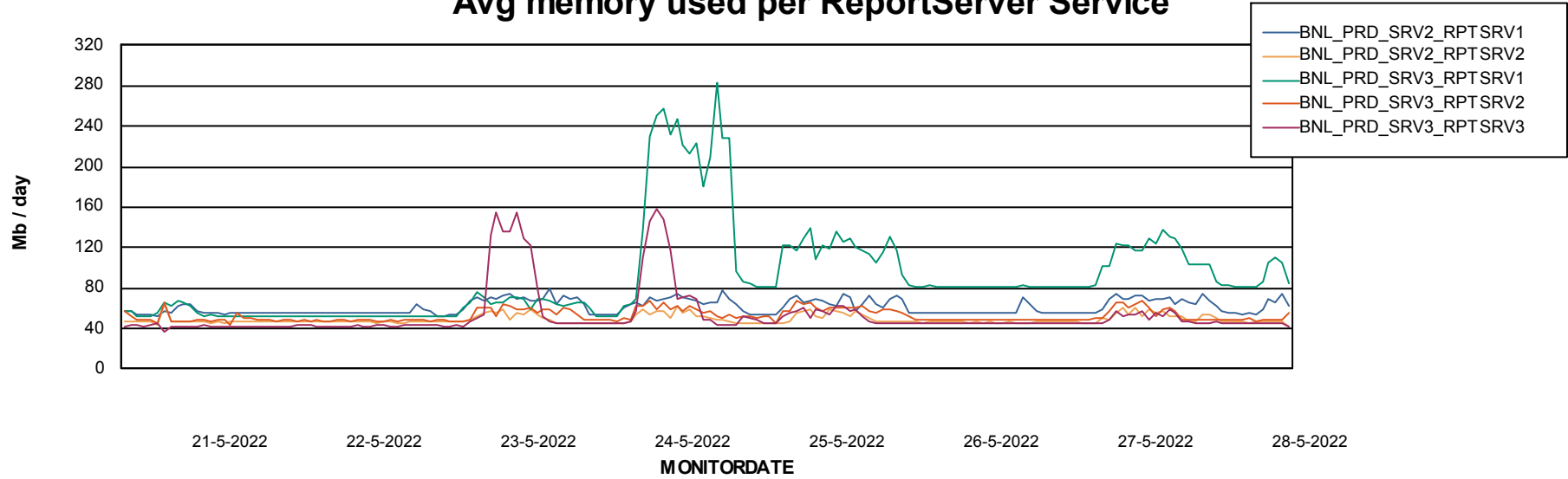
# Weekly SLA Customer Report

Customer BNL\_Production  
Database ID 83



## ABSolute Web Component Services

### Avg memory used per ReportServer Service



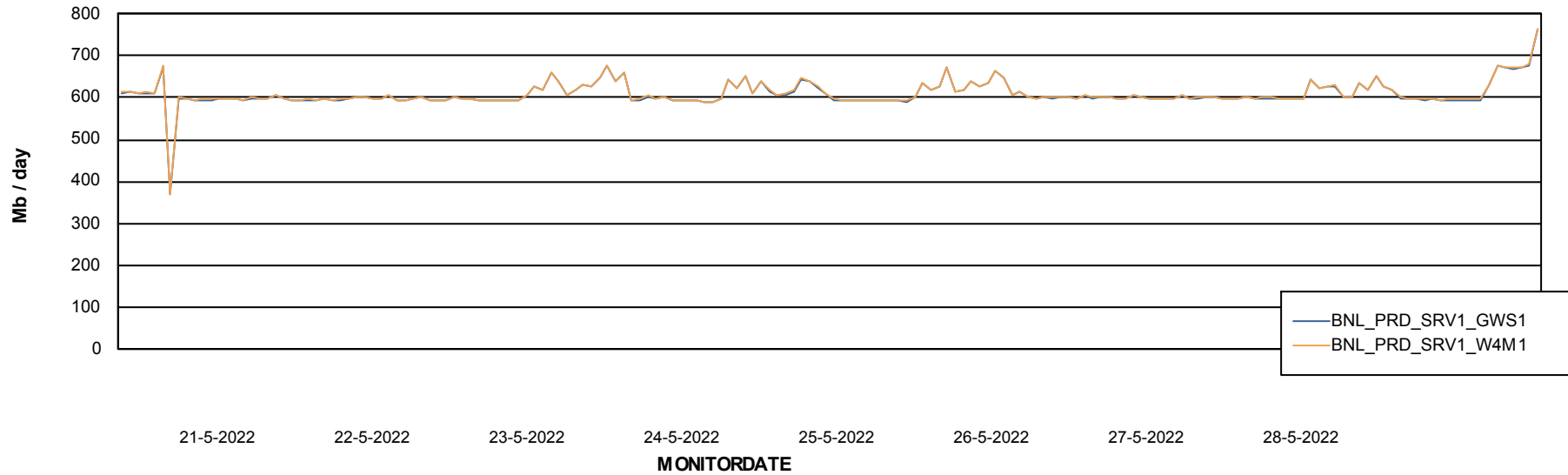
# Weekly SLA Customer Report

Customer BNL\_Production  
Database ID 83



## ABSSolute Web Component Services

### Avg memory used per ABS Web component



# Weekly SLA Customer Report

Customer BNL\_Production  
Database ID 83



## Disaster per ABS component

