

# Weekly SLA Customer Report

Customer SNG\_Production  
Database ID 70



## Harddisk Usage SNG\_PRD\_ORACLE1

	Free disk space on / (%)	Total disk space on / (Gb)	Used disk space on / (Gb)	Free disk space on /boot (%)	Total disk space on /boot (Gb)	Used disk space on /boot (Gb)	Free disk space on /home (%)	Total disk space on /home (Gb)	Used disk space on /home (Gb)	Free disk space on /u01 (%)
21-5-2022	41	550	324	77	1	0	100	561	0	89
20-5-2022	41	550	324	77	1	0	100	561	0	89
19-5-2022	41	550	323	77	1	0	100	561	0	90
18-5-2022	41	550	323	77	1	0	100	561	0	90
17-5-2022	41	550	323	77	1	0	100	561	0	90
16-5-2022	41	550	323	77	1	0	100	561	0	90
15-5-2022	41	550	323	77	1	0	100	561	0	90

## Harddisk Usage SNG\_PRD\_SVR1\_ABSAPP1

	Free disk space on C: (%)	Total disk space on C: (Gb)	Used disk space on C: (Gb)	Free disk space on D: (%)	Total disk space on D: (Gb)	Used disk space on D: (Gb)	Free disk space on Z: (%)	Total disk space on Z: (Gb)	Used disk space on Z: (Gb)
21-5-2022	27	40	29	68	80	25	0	5	5
20-5-2022	27	40	29	68	80	25	0	5	5
19-5-2022	27	40	29	68	80	25	0	5	5
18-5-2022	27	40	29	68	80	25	0	5	5
17-5-2022	27	40	29	68	80	25	0	5	5
16-5-2022	27	40	29	69	80	25	0	5	5
15-5-2022	25	40	30	68	80	25	0	5	5

# Weekly SLA Customer Report

Customer SNG\_Production  
Database ID 70



## Harddisk Usage SNG\_PRD\_SVR1\_ABSWEB1

	Free disk space on C: (%)	Total disk space on C: (Gb)	Used disk space on C: (Gb)	Free disk space on D: (%)	Total disk space on D: (Gb)	Used disk space on D: (Gb)
21-5-2022	35	40	26	0	5	5
20-5-2022	35	40	26	0	5	5
19-5-2022	36	40	26	0	5	5
18-5-2022	36	40	25	0	5	5
17-5-2022	36	40	25	0	5	5
16-5-2022	35	40	26	0	5	5
15-5-2022	35	40	26	0	5	5

## Harddisk Usage SNG\_PRD\_SVR1\_ABSWEB2

	Free disk space on C: (%)	Total disk space on C: (Gb)	Used disk space on C: (Gb)	Free disk space on D: (%)	Total disk space on D: (Gb)	Used disk space on D: (Gb)
21-5-2022	39	40	24	0	5	5
20-5-2022	39	40	24	0	5	5
19-5-2022	38	40	24	0	5	5
18-5-2022	37	40	25	0	5	5
17-5-2022	39	40	24	0	5	5
16-5-2022	39	40	24	0	5	5
15-5-2022	39	40	24	0	5	5

# Weekly SLA Customer Report

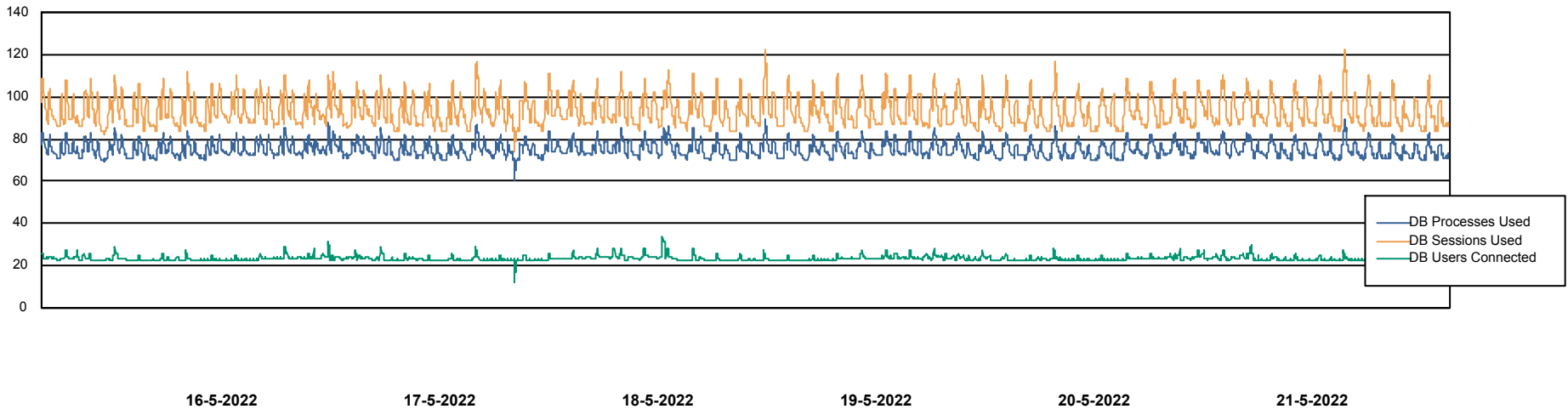
Customer SNG\_Production  
 Database ID 70



Harddisk Usage SNG\_PRD\_SVR2\_ABSAPP2

	Free disk space on C: (%)	Total disk space on C: (Gb)	Used disk space on C: (Gb)	Free disk space on D: (%)	Total disk space on D: (Gb)	Used disk space on D: (Gb)	Free disk space on Z: (%)	Total disk space on Z: (Gb)	Used disk space on Z: (Gb)
21-5-2022	33	40	26	92	80	6	0	5	5
20-5-2022	33	40	27	92	80	6	0	5	5
19-5-2022	33	40	27	92	80	6	0	5	5
18-5-2022	31	40	27	92	80	6	0	5	5
17-5-2022	33	40	27	92	80	6	0	5	5
16-5-2022	33	40	27	92	80	6	0	5	5
15-5-2022	33	40	27	92	80	6	0	5	5

Database Performance SNG\_PRD\_ORACLE1



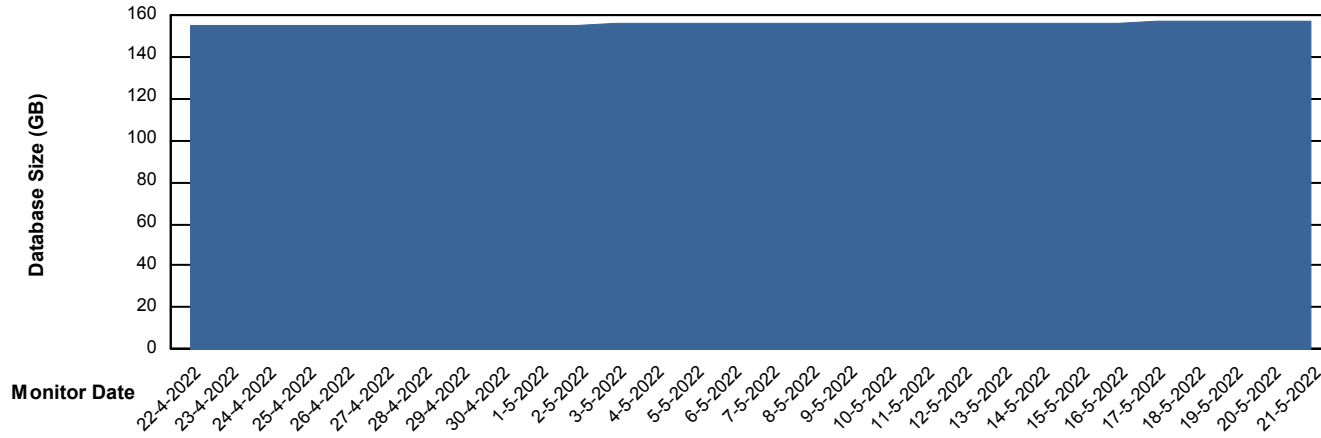
# Weekly SLA Customer Report

Customer SNG\_Production  
 Database ID 70



DATABASE SIZE SNG\_PRD\_ORACLE1

## Database growth over last month



Database Tablespace SNG\_PRD\_ORACLE1

Date	Tablespace Name	Filesize (Gb)	Usedsize (Gb)	Percentage free
21-5-2022	ABSDATA	48	34	29
	INDX	110	89	19
20-5-2022	ABSDATA	48	34	29
	INDX	110	89	19
19-5-2022	ABSDATA	48	34	29
	INDX	110	89	19
18-5-2022	ABSDATA	48	34	29
	INDX	110	89	19
17-5-2022	ABSDATA	48	34	29
	INDX	110	89	19
16-5-2022	ABSDATA	48	34	30
	INDX	110	89	19
15-5-2022	ABSDATA	48	34	30
	INDX	110	89	19

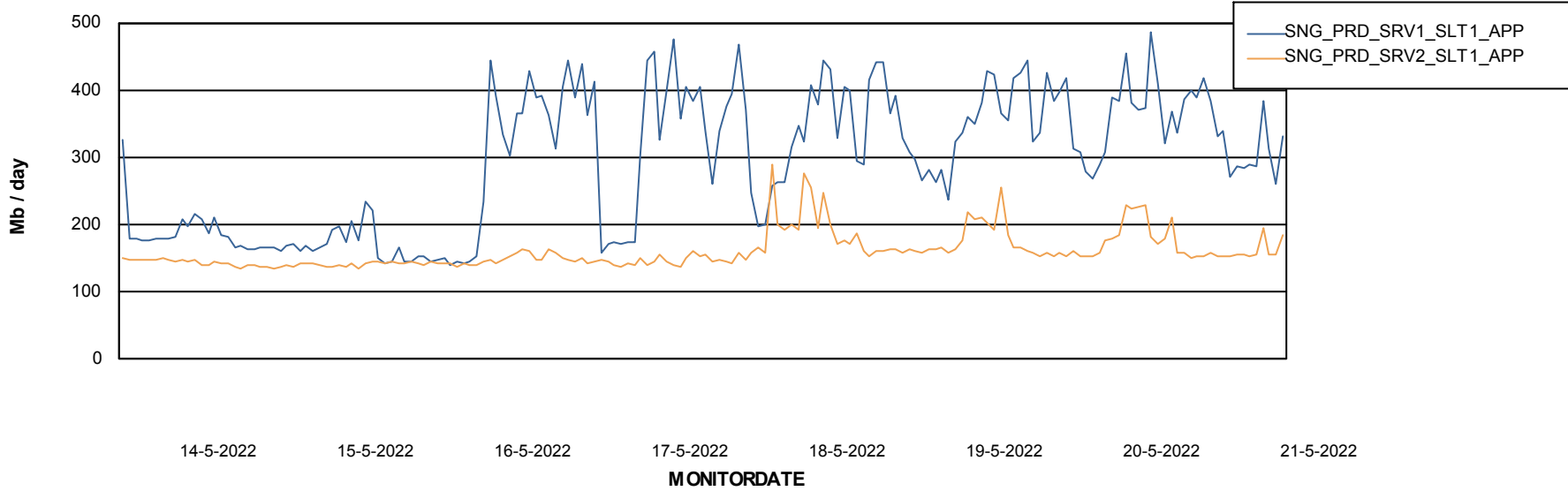
# Weekly SLA Customer Report

Customer SNG\_Production  
Database ID 70

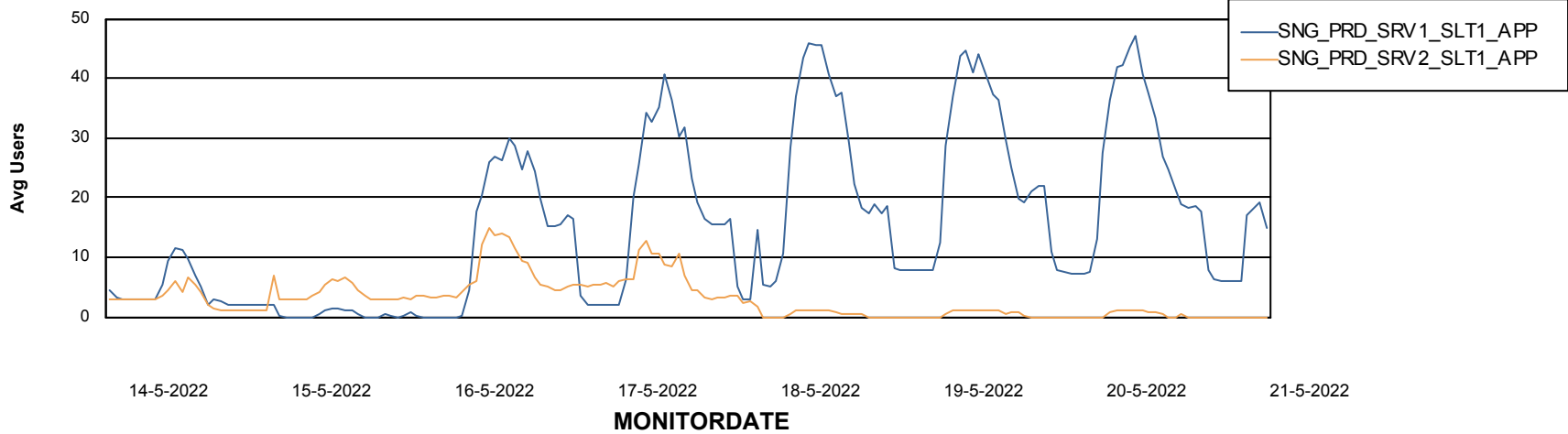


## ABSSolute Application Server Services

### Avg memory used per ABS Server Service



### Avg users per day per ABS server



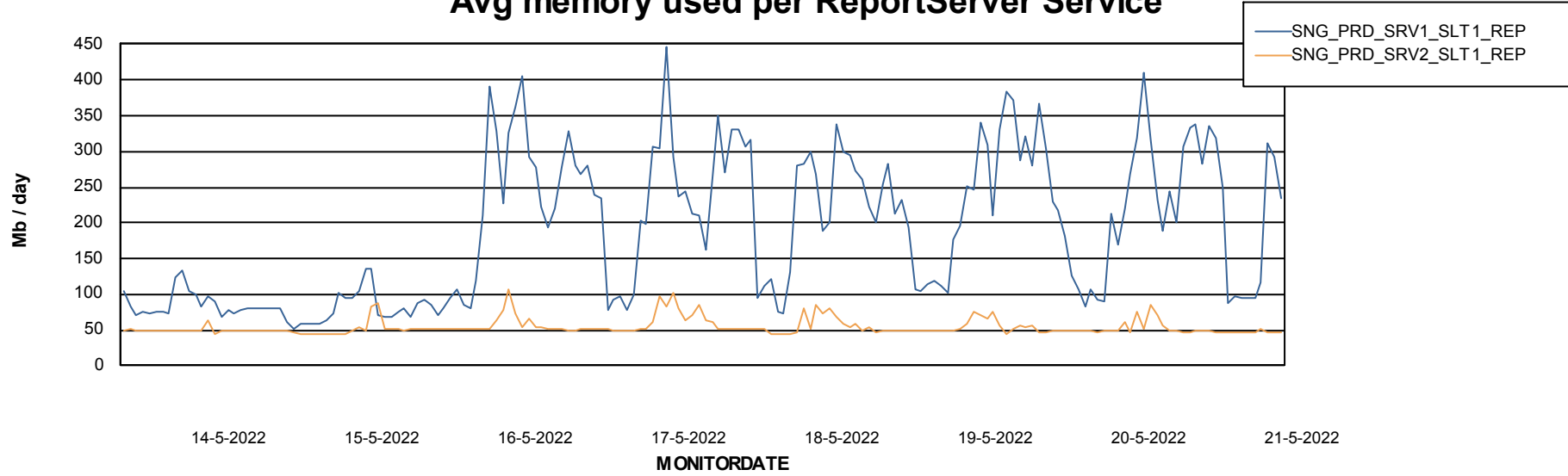
# Weekly SLA Customer Report

Customer SNG\_Production  
Database ID 70



## ABSSolute Application ReportServer Services

### Avg memory used per ReportServer Service



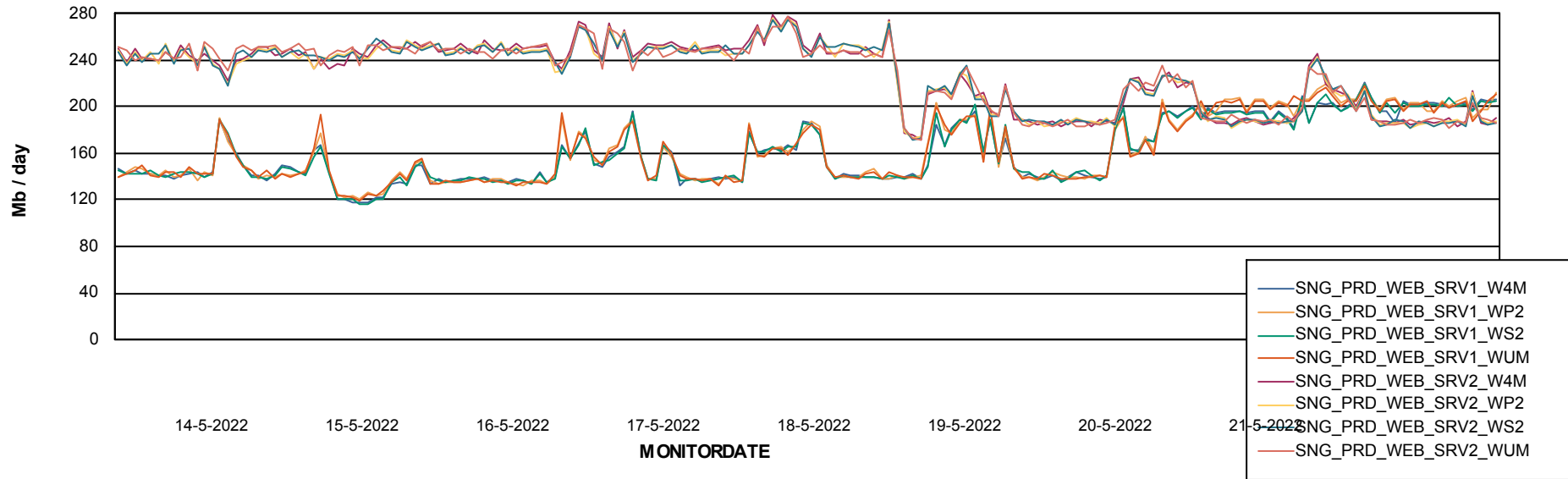
# Weekly SLA Customer Report

Customer SNG\_Production  
Database ID 70



## ABSSolute Web Component Services

### Avg memory used per ABS Web component



# Weekly SLA Customer Report

Customer SNG\_Production  
Database ID 70



### Disaster per ABS component

