

# Weekly SLA Customer Report

Customer VEN\_Production  
Database ID 35



## Harddisk Usage VEN\_PRD\_VENABS06\_DB

	Free disk space on C: (%)	Total disk space on C: (Gb)	Used disk space on C: (Gb)	Free disk space on D: (%)	Total disk space on D: (Gb)	Used disk space on D: (Gb)	Free disk space on E: (%)	Total disk space on E: (Gb)	Used disk space on E: (Gb)
14-5-2022	60	102	41	29	601	426	75	400	98
13-5-2022	60	102	41	29	601	426	80	400	80
12-5-2022	60	102	41	29	601	426	80	400	80
11-5-2022	60	102	41	29	601	426	80	400	81
10-5-2022	60	102	41	29	601	426	80	400	81
9-5-2022	60	102	41	29	601	426	80	400	81
8-5-2022	60	102	41	29	601	426	80	400	81

## Harddisk Usage VEN\_PRD\_VENABS07\_SB-DB

	Free disk space on C: (%)	Total disk space on C: (Gb)	Used disk space on C: (Gb)	Free disk space on D: (%)	Total disk space on D: (Gb)	Used disk space on D: (Gb)	Free disk space on E: (%)	Total disk space on E: (Gb)	Used disk space on E: (Gb)
14-5-2022	57	102	44	16	850	712	81	400	77
13-5-2022	57	102	44	16	850	712	83	400	67
12-5-2022	57	102	44	16	850	712	83	400	69
11-5-2022	57	102	44	16	850	712	81	400	77
10-5-2022	57	102	44	16	850	712	41	400	236
9-5-2022	57	102	44	16	850	712	33	400	270
8-5-2022	55	102	46	16	850	712	34	400	264

# Weekly SLA Customer Report

Customer VEN\_Production  
 Database ID 35



Harddisk Usage VEN\_PRD\_VENABS08\_BI

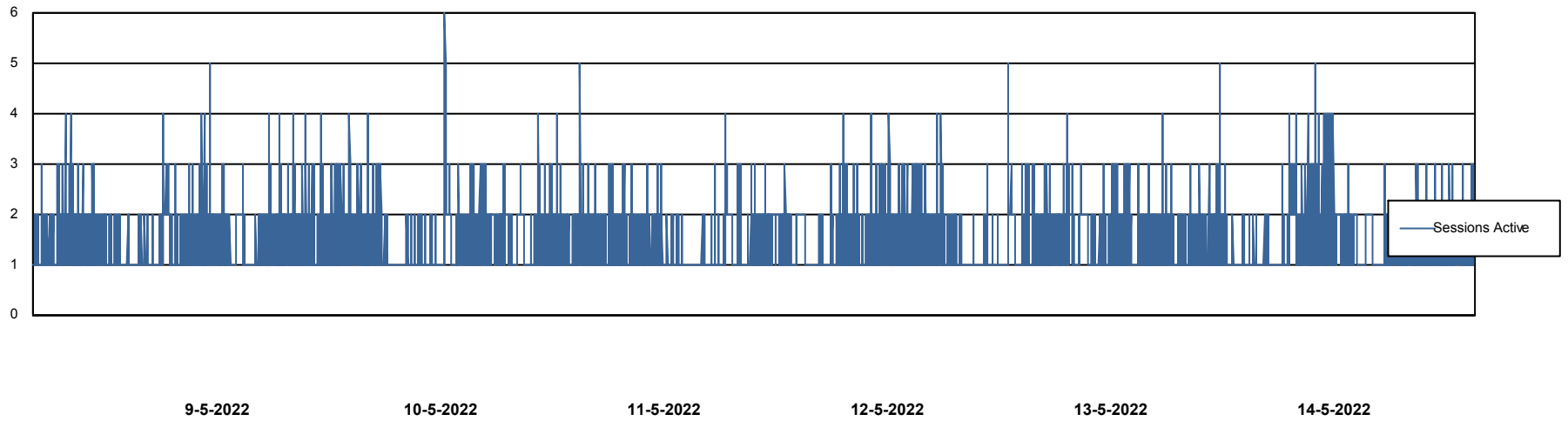
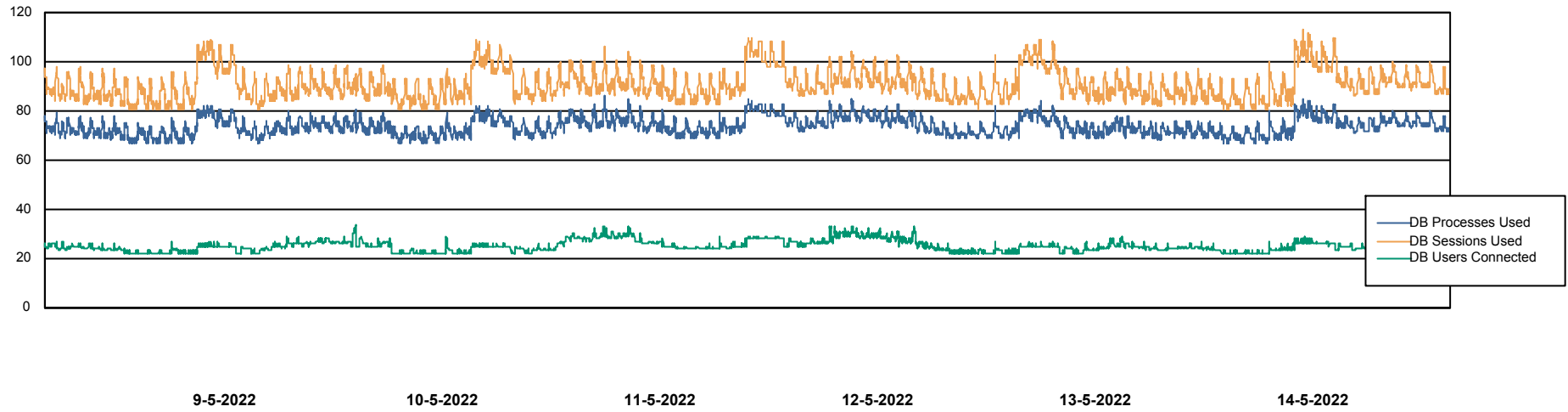
	Free disk space on C: (%)	Total disk space on C: (Gb)	Used disk space on C: (Gb)	Free disk space on D: (%)	Total disk space on D: (Gb)	Used disk space on D: (Gb)
14-5-2022	45	102	57	26	601	444
13-5-2022	45	102	56	26	601	443
12-5-2022	45	102	56	26	601	443
11-5-2022	45	102	56	26	601	443
10-5-2022	45	102	56	26	601	443
9-5-2022	45	102	56	26	601	443
8-5-2022	45	102	56	26	601	443

# Weekly SLA Customer Report

Customer VEN\_Production  
Database ID 35



## Database Performance VENDB\_Production



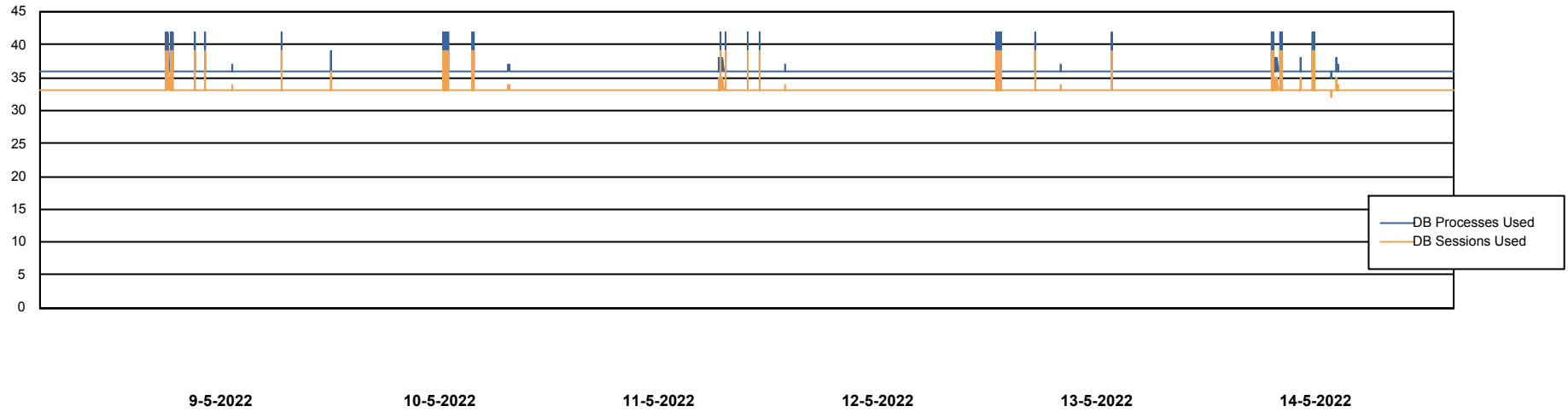
# Weekly SLA Customer Report

Customer VEN\_Production  
Database ID 35



Database Performance VENDB\_Standby

DB Processes Max 300



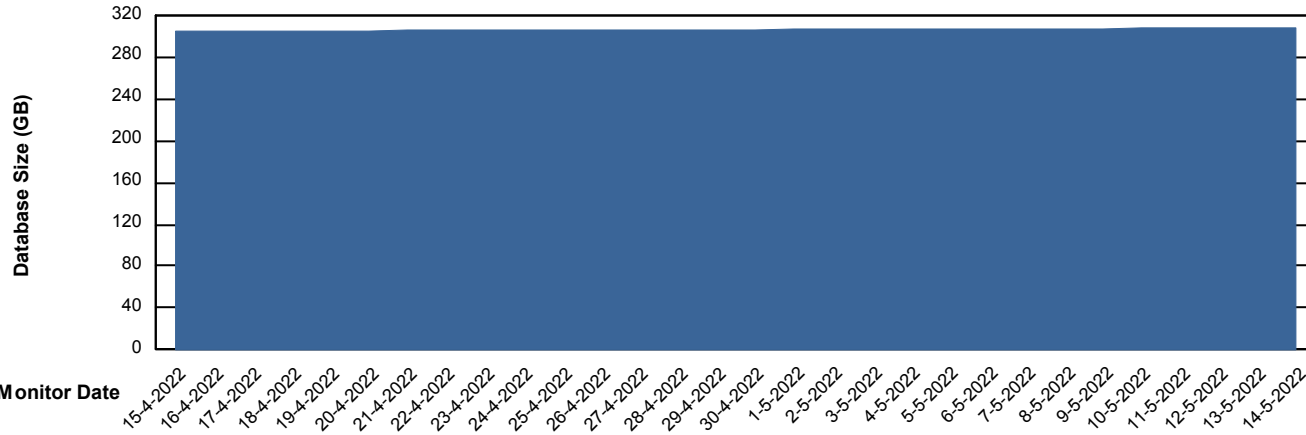
# Weekly SLA Customer Report

Customer VEN\_Production  
 Database ID 35



DATABASE SIZE VENDB\_Production

Database growth over last month



Database Tablespace VENDB\_Production

Date	Tablespace Name	Filesize (Gb)	Usedsize (Gb)	Percentage free
14-5-2022	ABSDATA	186	155	16
	INDX	173	143	17
13-5-2022	ABSDATA	186	155	16
	INDX	173	143	17
12-5-2022	ABSDATA	186	155	16
	INDX	173	143	17
11-5-2022	ABSDATA	186	155	16
	INDX	173	143	17
10-5-2022	ABSDATA	186	155	17
	INDX	173	143	17
9-5-2022	ABSDATA	186	155	17
	INDX	173	143	17
8-5-2022	ABSDATA	186	155	17
	INDX	173	143	17

# Weekly SLA Customer Report

Customer VEN\_Production  
Database ID 35



Standby Database Health VEN\_Production

### Recovery lag for last 7 days

