

# Weekly SLA Customer Report

Customer LLG\_Production  
Database ID 53



## Harddisk Usage LLG\_PRD\_APP01

	Free disk space on C: (%)	Total disk space on C: (Gb)	Used disk space on C: (Gb)	Free disk space on D: (%)	Total disk space on D: (Gb)	Used disk space on D: (Gb)
14-5-2022	28	200	143	96	200	8
13-5-2022	28	200	143	96	200	8
12-5-2022	28	200	143	96	200	8
11-5-2022	28	200	143	96	200	8
10-5-2022	28	200	143	96	200	8
9-5-2022	28	200	143	96	200	8
8-5-2022	28	200	143	96	200	8

## Harddisk Usage LLG\_PRD\_APP02

	Free disk space on C: (%)	Total disk space on C: (Gb)	Used disk space on C: (Gb)	Free disk space on D: (%)	Total disk space on D: (Gb)	Used disk space on D: (Gb)
14-5-2022	59	200	81	92	200	15
13-5-2022	59	200	81	92	200	15
12-5-2022	59	200	81	92	200	15
11-5-2022	59	200	81	92	200	15
10-5-2022	59	200	81	92	200	15
9-5-2022	59	200	81	92	200	15
8-5-2022	59	200	81	92	200	15

# Weekly SLA Customer Report

Customer LLG\_Production  
Database ID 53



## Harddisk Usage LLG\_PRD\_BI02

	Free disk space on C: (%)	Total disk space on C: (Gb)	Used disk space on C: (Gb)	Free disk space on D: (%)	Total disk space on D: (Gb)	Used disk space on D: (Gb)
14-5-2022	61	150	58	51	685	333
13-5-2022	61	150	58	51	685	333
12-5-2022	61	150	58	51	685	333
11-5-2022	61	150	58	51	685	333
10-5-2022	61	150	58	51	685	333
9-5-2022	61	150	58	51	685	333
8-5-2022	61	150	58	51	685	333

## Harddisk Usage LLG\_PRD\_ORS01

	Free disk space on C: (%)	Total disk space on C: (Gb)	Used disk space on C: (Gb)	Free disk space on D: (%)	Total disk space on D: (Gb)	Used disk space on D: (Gb)	Free disk space on E: (%)	Total disk space on E: (Gb)	Used disk space on E: (Gb)
14-5-2022	84	279	46	58	928	388	47	749	397
13-5-2022	84	279	46	58	928	389	48	749	391
12-5-2022	84	279	46	58	928	389	48	749	391
11-5-2022	84	279	46	58	928	389	48	749	390
10-5-2022	84	279	46	58	928	389	48	749	392
9-5-2022	84	279	46	58	928	389	43	749	428
8-5-2022	84	279	45	58	928	388	51	749	368

# Weekly SLA Customer Report

Customer LLG\_Production  
 Database ID 53



Harddisk Usage LLG\_PRD\_OR02

	Free disk space on C: (%)	Total disk space on C: (Gb)	Used disk space on C: (Gb)	Free disk space on D: (%)	Total disk space on D: (Gb)	Used disk space on D: (Gb)	Free disk space on E: (%)	Total disk space on E: (Gb)	Used disk space on E: (Gb)
14-5-2022	87	279	36	88	1,117	131	93	559	38
13-5-2022	87	279	36	88	1,117	131	93	559	38
12-5-2022	87	279	36	88	1,117	131	93	559	38
11-5-2022	87	279	36	88	1,117	131	93	559	38
10-5-2022	87	279	36	88	1,117	131	93	559	38
9-5-2022	87	279	36	88	1,117	131	93	559	38
8-5-2022	87	279	36	88	1,117	131	93	559	38

Harddisk Usage LLG\_PRD\_TS2

	Free disk space on C: (%)	Total disk space on C: (Gb)	Used disk space on C: (Gb)	Free disk space on D: (%)	Total disk space on D: (Gb)	Used disk space on D: (Gb)	Free disk space on E: (%)	Total disk space on E: (Gb)	Used disk space on E: (Gb)
14-5-2022	23	279	214	63	993	365	58	684	288
13-5-2022	23	279	214	63	993	365	58	684	289
12-5-2022	23	279	214	63	993	365	58	684	289
11-5-2022	23	279	214	63	993	365	58	684	288
10-5-2022	23	279	214	63	993	365	58	684	289
9-5-2022	23	279	214	63	993	365	51	684	332
8-5-2022	23	279	214	63	993	365	58	684	289

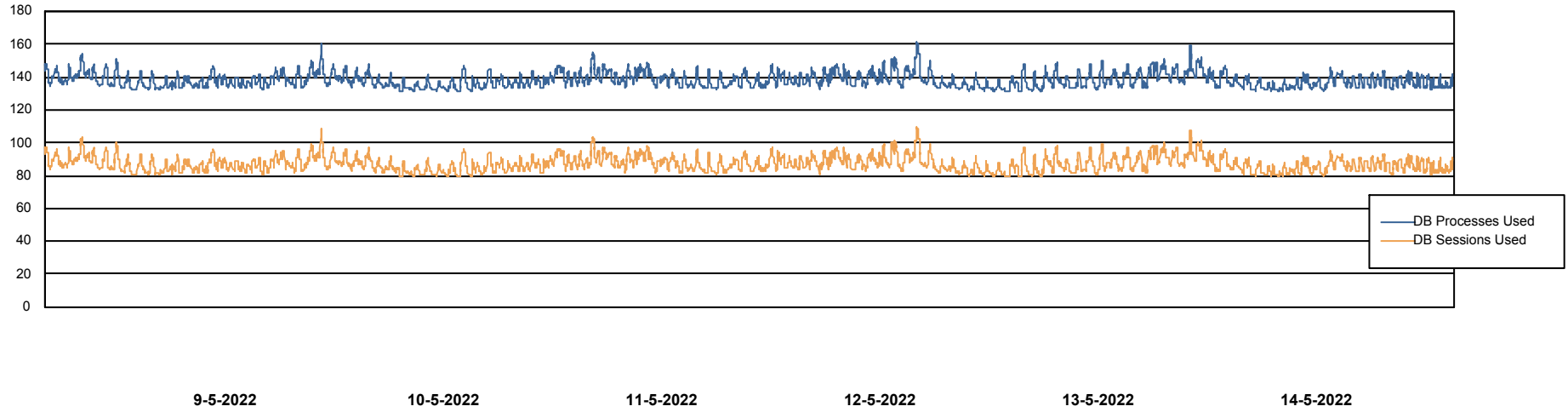
# Weekly SLA Customer Report

Customer LLG\_Production  
Database ID 53



## Database Performance LLGDB\_Production

DB Processes Max 4  
DB Processes Max 300



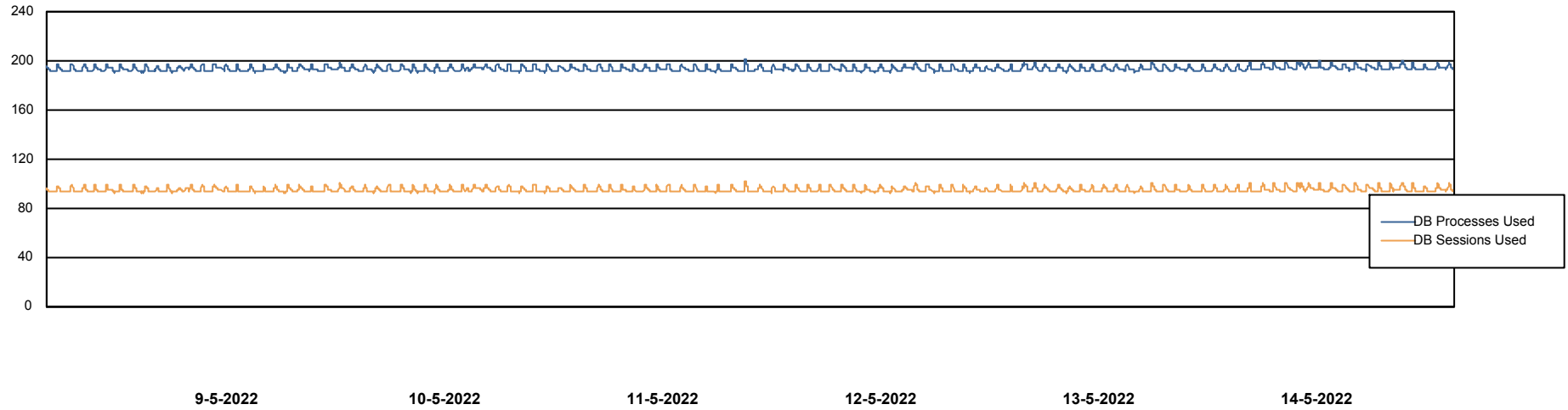
# Weekly SLA Customer Report

Customer LLG\_Production  
Database ID 53



## Database Performance LLGDB\_Standby\_TS2

DB Processes Max 0  
DB Processes Max 300  
DB Processes Max 4



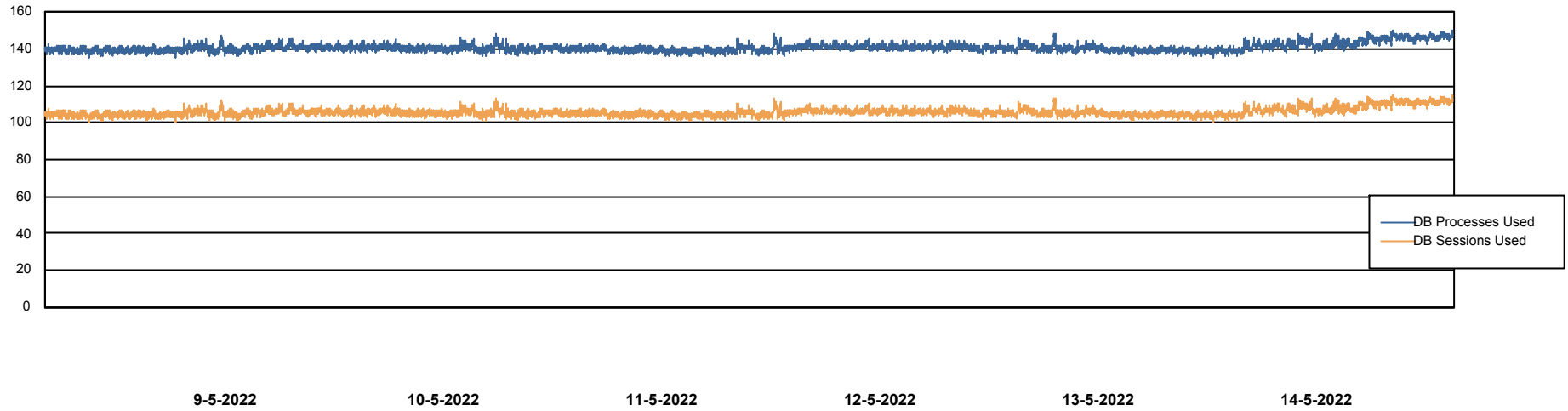
# Weekly SLA Customer Report

Customer LLG\_Production  
Database ID 53



Database Performance LLGDBBI\_Production

DB Processes Max 1,000



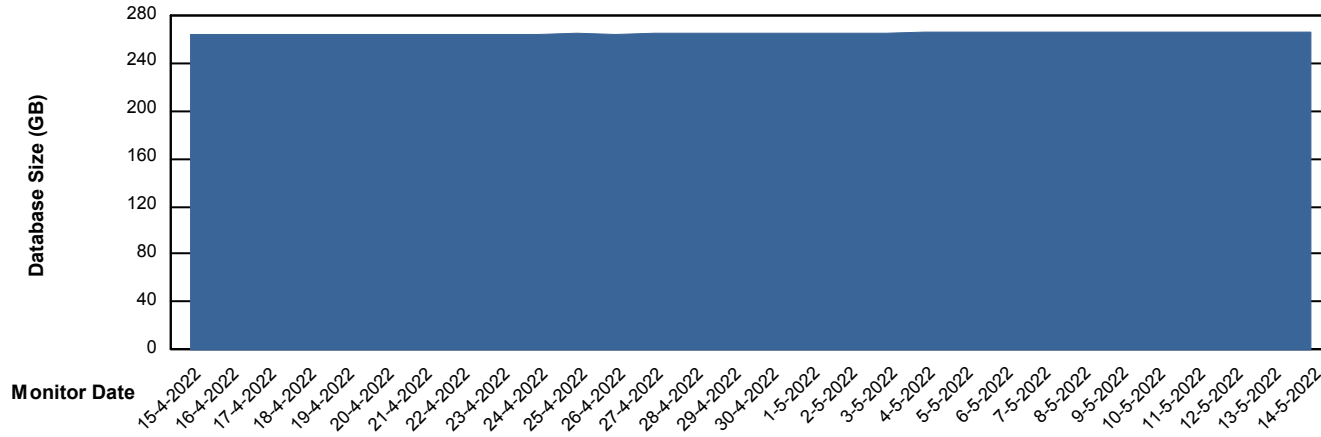
# Weekly SLA Customer Report

Customer LLG\_Production  
Database ID 53



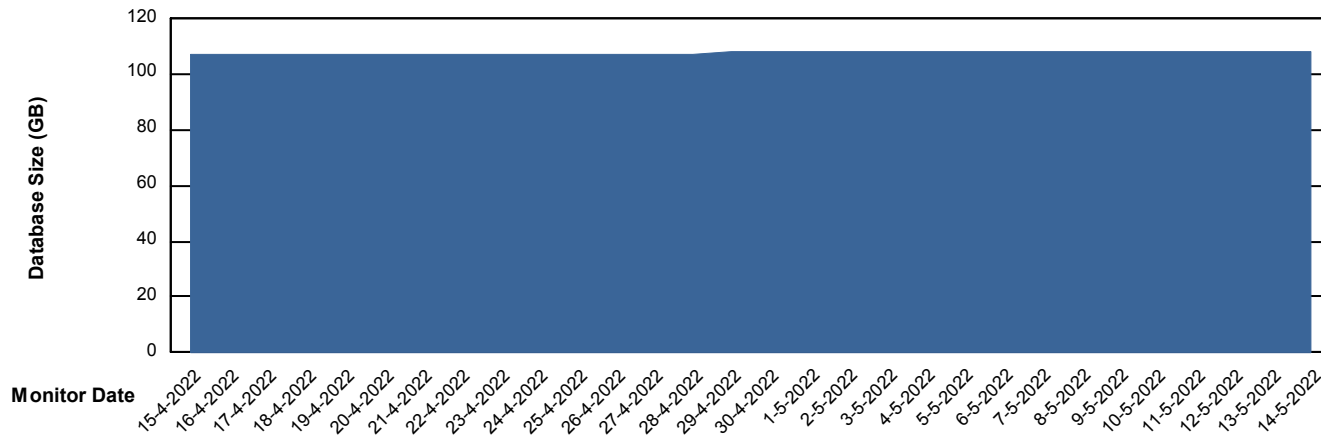
DATABASE SIZE LLGDB\_Production

### Database growth over last month



DATABASE SIZE LLGDBBI\_Production

### Database growth over last month



# Weekly SLA Customer Report

Customer LLG\_Production  
Database ID 53



Database Tablespace LLGDB\_Production

Date	Tablespace Name	Filesize (Gb)	Usedsize (Gb)	Percentage free
14-5-2022	ABSDATA	156	105	33
	INDX	181	152	16
13-5-2022	ABSDATA	156	105	33
	INDX	181	152	16
12-5-2022	ABSDATA	156	105	33
	INDX	181	152	16
11-5-2022	ABSDATA	156	105	33
	INDX	181	152	16
10-5-2022	ABSDATA	156	105	33
	INDX	181	152	16
9-5-2022	ABSDATA	156	105	33
	INDX	181	151	16
8-5-2022	ABSDATA	156	105	33
	INDX	181	151	16

# Weekly SLA Customer Report

Customer LLG\_Production  
 Database ID 53



Database Tablespace LLGDBBI\_Production

Date	Tablespace Name	Filesize (Gb)	Usedsize (Gb)	Percentage free
14-5-2022	ABSDATA	100	48	52
	INDX	120	53	56
13-5-2022	ABSDATA	100	48	52
	INDX	120	53	56
12-5-2022	ABSDATA	100	48	52
	INDX	120	53	56
11-5-2022	ABSDATA	100	48	52
	INDX	120	53	56
10-5-2022	ABSDATA	100	48	52
	INDX	120	53	56
9-5-2022	ABSDATA	100	48	52
	INDX	120	53	56
8-5-2022	ABSDATA	100	48	52
	INDX	120	53	56

BI Status and last ETL error for LLGDBBI\_Production

	ma 9/5/2022	di 10/5/2022	wo 11/5/2022	do 12/5/2022	vr 13/5/2022	za 14/5/2022
<b>ABS DataWarehouse ETL Health</b>	OK	OK	OK	OK	OK	OK
<b>ABS DWHStaging ETL Health</b>	OK	OK	OK	OK	OK	OK

# Weekly SLA Customer Report

Customer LLG\_Production  
Database ID 53



BI last ETL error for	LLGDBBI_Production
zo, 8-05-2022	None
di, 10-05-2022	None
za, 14-05-2022	None
ma, 9-05-2022	None
zo, 8-05-2022	None
vr, 13-05-2022	None
di, 10-05-2022	None
do, 12-05-2022	None
do, 12-05-2022	None
ma, 9-05-2022	None
wo, 11-05-2022	None
za, 14-05-2022	None
wo, 11-05-2022	None
vr, 13-05-2022	None

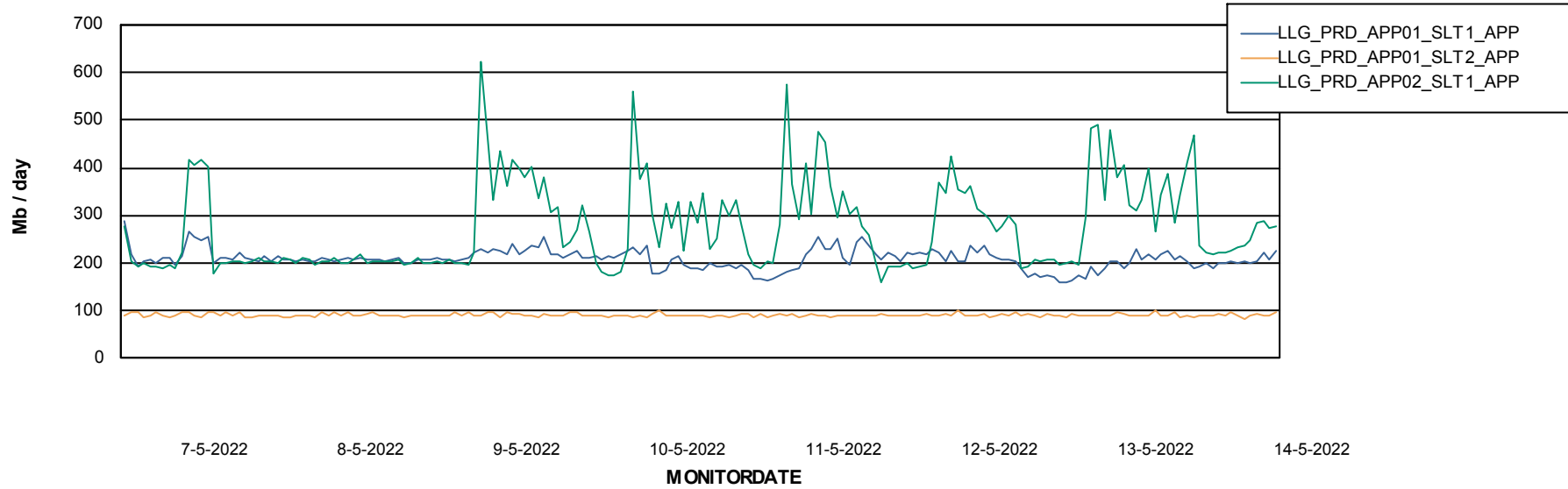
# Weekly SLA Customer Report

Customer LLG\_Production  
Database ID 53



## ABSSolute Application Server Services

### Avg memory used per ABS Server Service



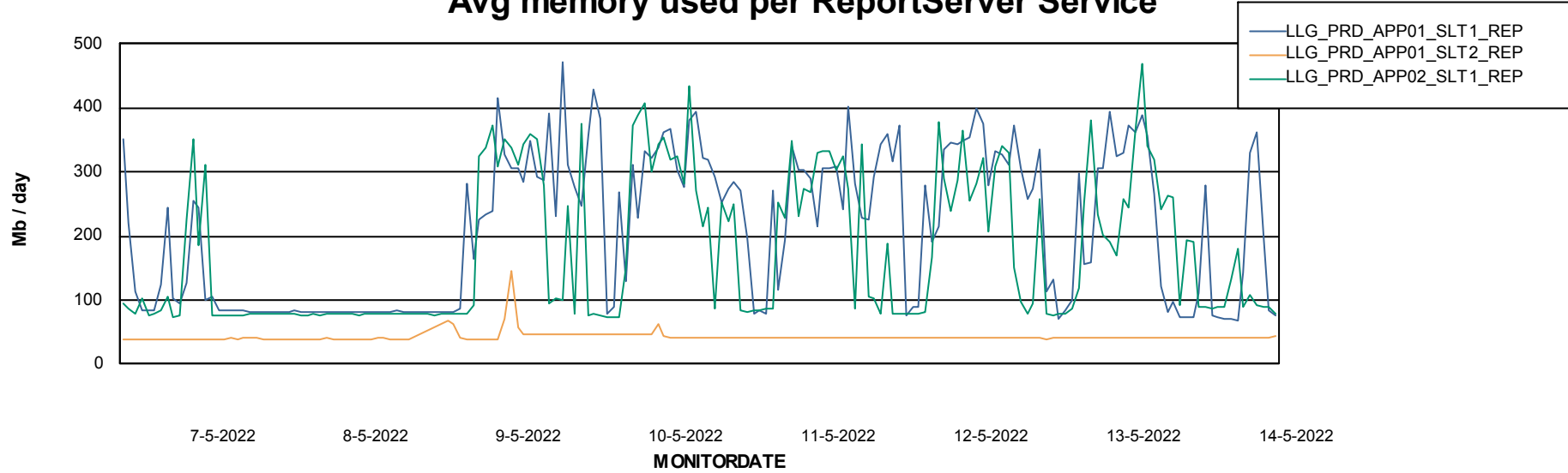
# Weekly SLA Customer Report

Customer LLG\_Production  
Database ID 53

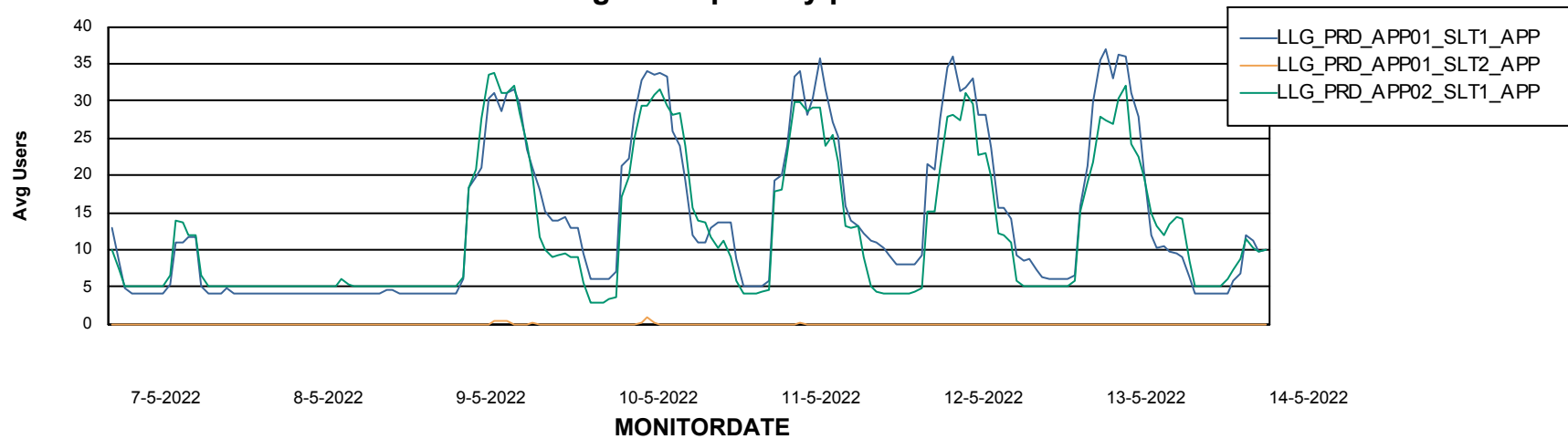


## ABSSolute Application Server Services

### Avg memory used per ReportServer Service



### Avg users per day per ABS server



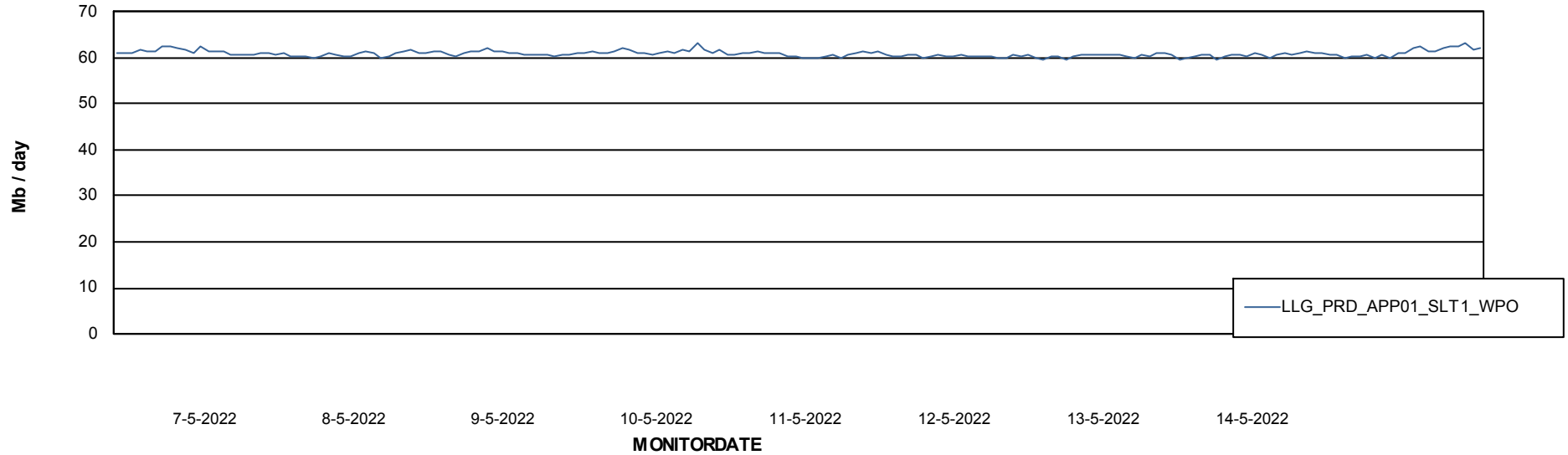
# Weekly SLA Customer Report

Customer LLG\_Production  
Database ID 53



## ABSSolute Application Server Services

### Avg memory used per ABS Web component



# Weekly SLA Customer Report

Customer LLG\_Production  
Database ID 53



## Disaster per ABS component

