

# Weekly SLA Customer Report

Customer VEN\_Production  
 Database ID 35



Harddisk Usage VEN\_PRD\_VENABS06\_DB

	Free disk space on C: (%)	Total disk space on C: (Gb)	Used disk space on C: (Gb)	Free disk space on D: (%)	Total disk space on D: (Gb)	Used disk space on D: (Gb)	Free disk space on E: (%)	Total disk space on E: (Gb)	Used disk space on E: (Gb)
7-5-2022	60	102	41	29	601	426	76	400	98
6-5-2022	60	102	41	29	601	426	80	400	80
5-5-2022	60	102	41	29	601	426	81	400	76
4-5-2022	60	102	40	29	601	426	49	400	203
3-5-2022	60	102	41	29	601	426	30	400	281
2-5-2022	60	102	41	29	601	426	30	400	281
1-5-2022	60	102	41	29	601	425	34	400	264

Harddisk Usage VEN\_PRD\_VENABS07\_SB-DB

	Free disk space on C: (%)	Total disk space on C: (Gb)	Used disk space on C: (Gb)	Free disk space on D: (%)	Total disk space on D: (Gb)	Used disk space on D: (Gb)	Free disk space on E: (%)	Total disk space on E: (Gb)	Used disk space on E: (Gb)
7-5-2022	55	102	46	16	850	712	39	400	245
6-5-2022	55	102	46	16	850	712	64	400	143
5-5-2022	55	102	46	16	850	712	60	400	159
4-5-2022	55	102	46	23	850	657	84	400	64
3-5-2022	55	102	46	23	850	652	90	400	39
2-5-2022	54	102	47	23	850	652	91	400	38
1-5-2022	54	102	47	23	850	652	91	400	36

# Weekly SLA Customer Report

Customer VEN\_Production  
Database ID 35



Harddisk Usage VEN\_PRD\_VENABS08\_BI

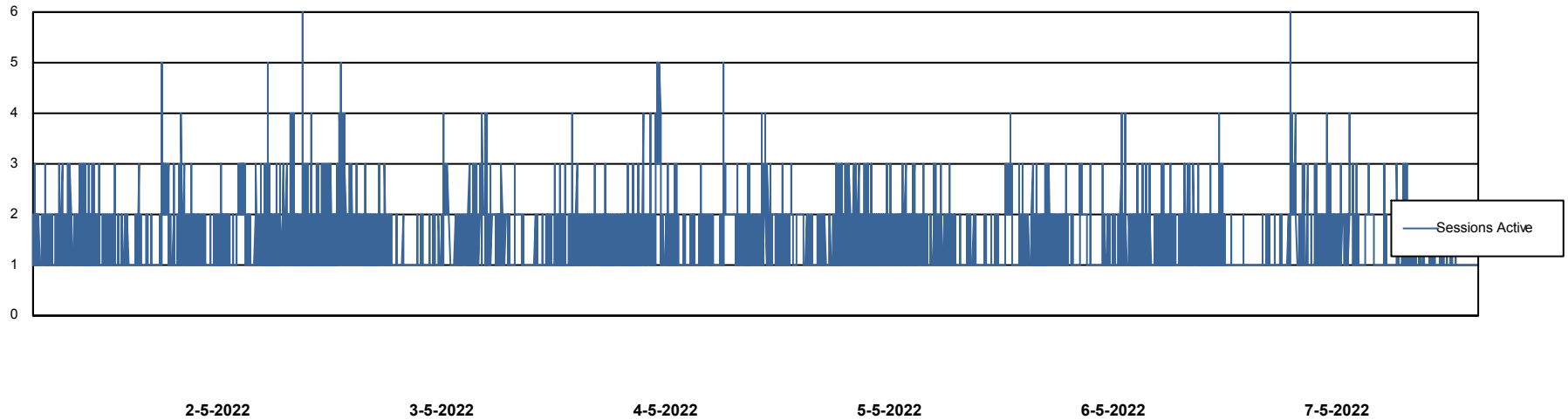
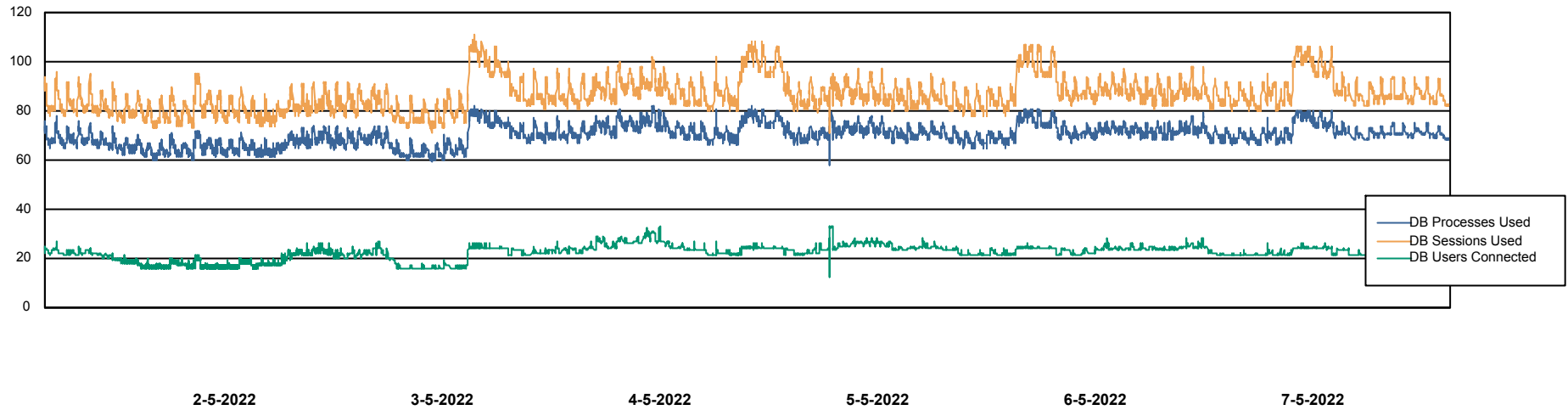
	Free disk space on C: (%)	Total disk space on C: (Gb)	Used disk space on C: (Gb)	Free disk space on D: (%)	Total disk space on D: (Gb)	Used disk space on D: (Gb)
7-5-2022	45	102	56	26	601	444
6-5-2022	46	102	55	26	601	443
5-5-2022	46	102	55	26	601	443
4-5-2022	47	102	55	26	601	443
3-5-2022	47	102	54	26	601	442
2-5-2022	47	102	54	27	601	440
1-5-2022	47	102	54	27	601	440

# Weekly SLA Customer Report

Customer VEN\_Production  
Database ID 35



## Database Performance VENDB\_Production



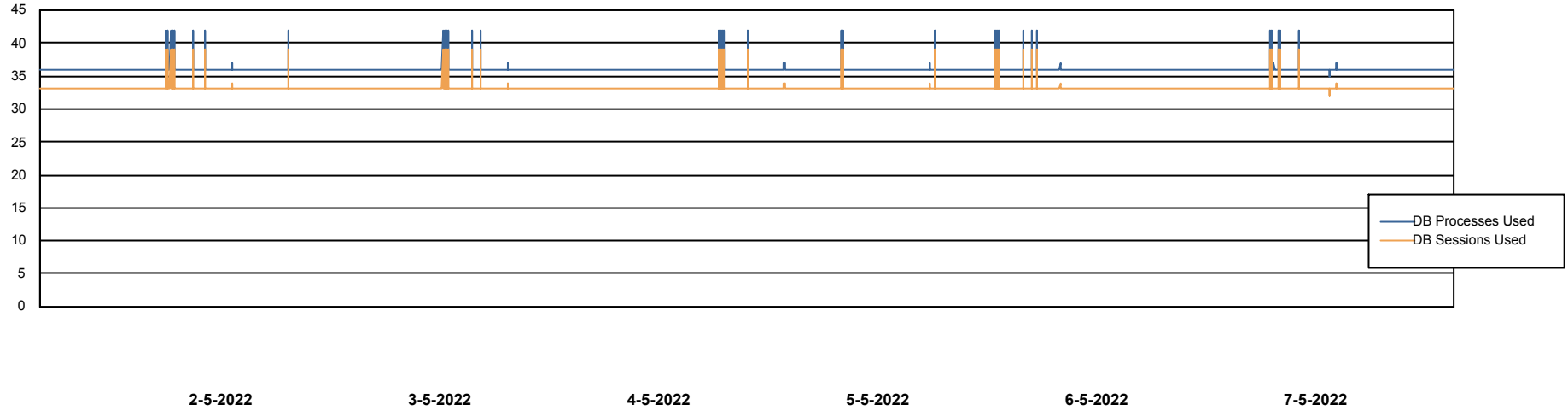
# Weekly SLA Customer Report

Customer VEN\_Production  
Database ID 35



Database Performance VENDB\_Standby

DB Processes Max 300



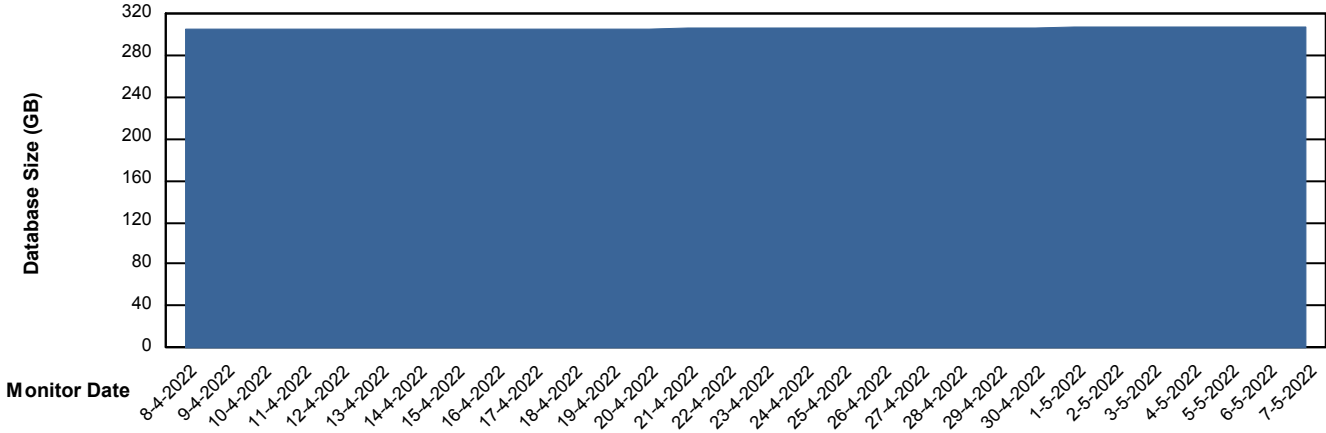
# Weekly SLA Customer Report

Customer VEN\_Production  
 Database ID 35



DATABASE SIZE VENDB\_Production

Database growth over last month



Database Tablespace VENDB\_Production

Date	Tablespace Name	Filesize (Gb)	Usedsize (Gb)	Percentage free
7-5-2022	ABSDATA	186	155	17
	INDX	173	143	17
6-5-2022	ABSDATA	186	155	17
	INDX	173	143	17
5-5-2022	ABSDATA	186	155	17
	INDX	173	143	18
4-5-2022	ABSDATA	186	155	17
	INDX	173	143	18
3-5-2022	ABSDATA	186	155	17
	INDX	173	143	18
2-5-2022	ABSDATA	186	155	17
	INDX	173	143	18
1-5-2022	ABSDATA	186	155	17
	INDX	173	143	18

# Weekly SLA Customer Report

Customer VEN\_Production  
Database ID 35



Standby Database Health VEN\_Production

### Recovery lag for last 7 days

