

Weekly SLA Customer Report

Customer LLG_Production
Database ID 53



Harddisk Usage LLG_PRD_APP01

	Free disk space on C: (%)	Total disk space on C: (Gb)	Used disk space on C: (Gb)	Free disk space on D: (%)	Total disk space on D: (Gb)	Used disk space on D: (Gb)
7-5-2022	28	200	143	96	200	8
6-5-2022	28	200	143	96	200	8
5-5-2022	28	200	143	96	200	8
4-5-2022	28	200	143	96	200	8
3-5-2022	28	200	143	96	200	8
2-5-2022	28	200	143	96	200	8
1-5-2022	28	200	143	96	200	8

Harddisk Usage LLG_PRD_APP02

	Free disk space on C: (%)	Total disk space on C: (Gb)	Used disk space on C: (Gb)	Free disk space on D: (%)	Total disk space on D: (Gb)	Used disk space on D: (Gb)
7-5-2022	59	200	81	92	200	15
6-5-2022	59	200	81	92	200	15
5-5-2022	59	200	81	92	200	15
4-5-2022	59	200	81	92	200	15
3-5-2022	59	200	81	92	200	15
2-5-2022	59	200	81	92	200	15
1-5-2022	59	200	81	92	200	15

Weekly SLA Customer Report

Customer LLG_Production
Database ID 53



Harddisk Usage LLG_PRD_BI02

	Free disk space on C: (%)	Total disk space on C: (Gb)	Used disk space on C: (Gb)	Free disk space on D: (%)	Total disk space on D: (Gb)	Used disk space on D: (Gb)
7-5-2022	61	150	58	51	685	333
6-5-2022	61	150	58	51	685	333
5-5-2022	61	150	58	51	685	333
4-5-2022	61	150	58	51	685	333
3-5-2022	61	150	58	51	685	333
2-5-2022	61	150	58	51	685	333
1-5-2022	61	150	58	51	685	333

Harddisk Usage LLG_PRD_OR01

	Free disk space on C: (%)	Total disk space on C: (Gb)	Used disk space on C: (Gb)	Free disk space on D: (%)	Total disk space on D: (Gb)	Used disk space on D: (Gb)	Free disk space on E: (%)	Total disk space on E: (Gb)	Used disk space on E: (Gb)
7-5-2022	84	279	45	58	928	388	47	749	396
6-5-2022	84	279	45	58	928	389	48	749	389
5-5-2022	84	279	45	58	928	389	48	749	389
4-5-2022	84	279	45	58	928	389	48	749	390
3-5-2022	84	279	45	58	928	389	43	749	429
2-5-2022	84	279	45	58	928	389	45	749	413
1-5-2022	84	279	45	58	928	388	55	749	335

Weekly SLA Customer Report

Customer LLG_Production
 Database ID 53



Harddisk Usage LLG_PRD_ORO2

	Free disk space on C: (%)	Total disk space on C: (Gb)	Used disk space on C: (Gb)	Free disk space on D: (%)	Total disk space on D: (Gb)	Used disk space on D: (Gb)	Free disk space on E: (%)	Total disk space on E: (Gb)	Used disk space on E: (Gb)
7-5-2022	87	279	36	88	1,117	131	93	559	38
6-5-2022	87	279	36	88	1,117	131	93	559	38
5-5-2022	87	279	36	88	1,117	131	93	559	38
4-5-2022	87	279	36	88	1,117	131	93	559	38
3-5-2022	87	279	36	88	1,117	131	93	559	38
2-5-2022	87	279	36	88	1,117	131	93	559	38
1-5-2022	87	279	36	88	1,117	131	93	559	38

Harddisk Usage LLG_PRD_TS2

	Free disk space on C: (%)	Total disk space on C: (Gb)	Used disk space on C: (Gb)	Free disk space on D: (%)	Total disk space on D: (Gb)	Used disk space on D: (Gb)	Free disk space on E: (%)	Total disk space on E: (Gb)	Used disk space on E: (Gb)
7-5-2022	23	279	214	63	993	365	58	684	287
6-5-2022	23	279	215	63	993	365	58	684	287
5-5-2022	23	279	215	63	993	365	58	684	287
4-5-2022	23	279	215	63	993	365	58	684	287
3-5-2022	23	279	215	63	993	365	58	684	287
2-5-2022	23	279	215	63	993	365	52	684	330
1-5-2022	23	279	215	63	993	365	58	684	287

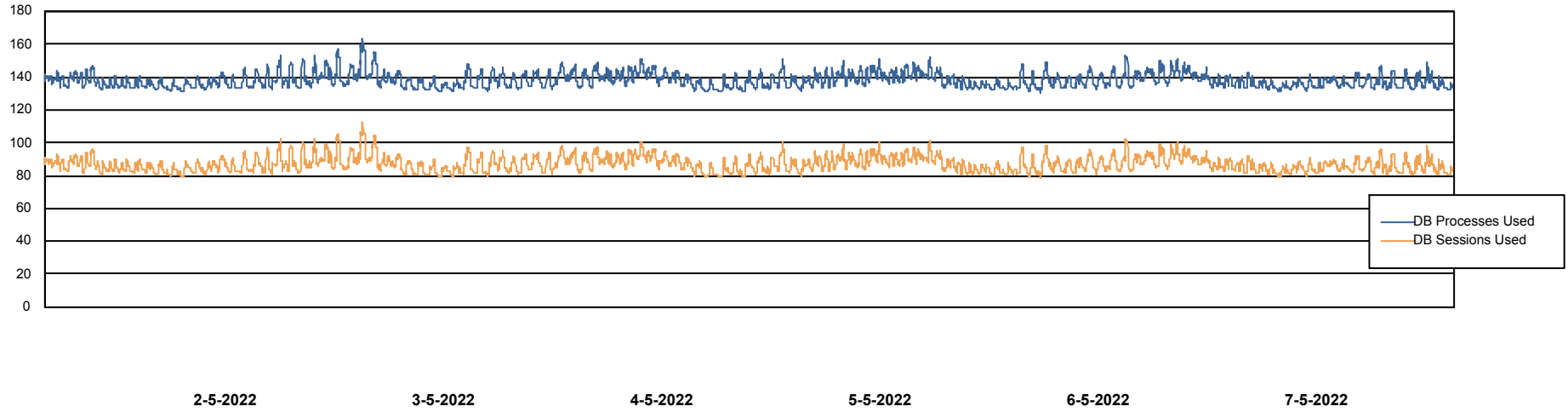
Weekly SLA Customer Report

Customer LLG_Production
Database ID 53



Database Performance LLGDB_Production

DB Processes Max 4
DB Processes Max 300



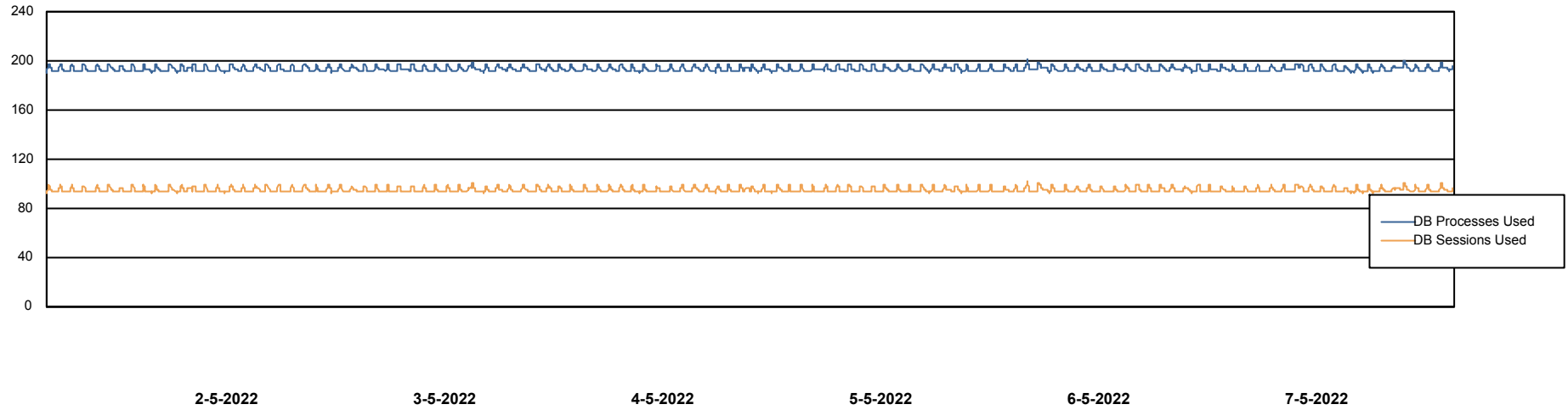
Weekly SLA Customer Report

Customer LLG_Production
Database ID 53



Database Performance LLGDB_Standby_TS2

DB Processes Max 300
DB Processes Max 4
DB Processes Max 0



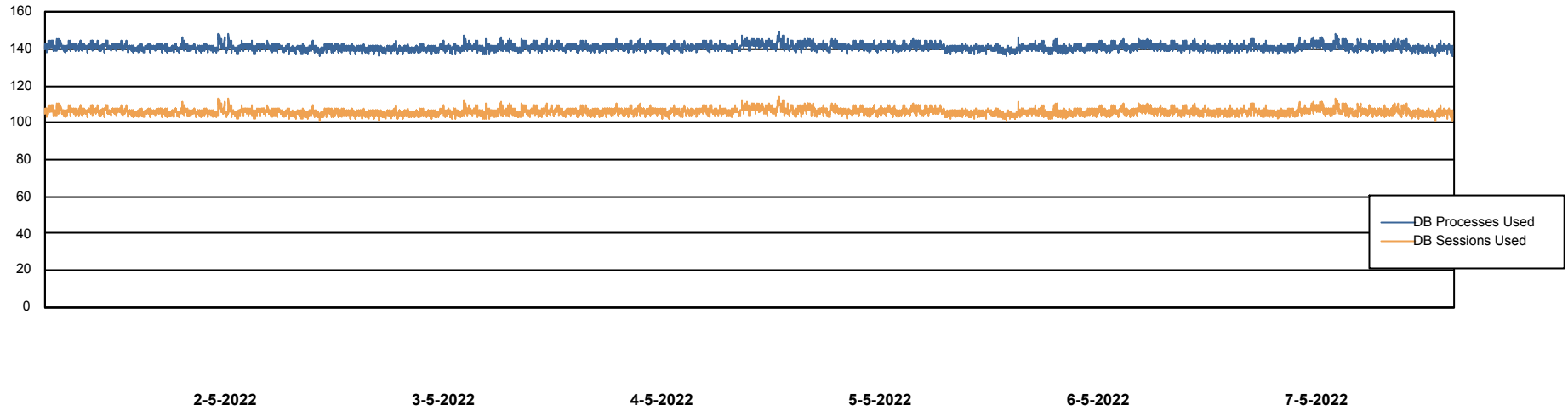
Weekly SLA Customer Report

Customer LLG_Production
Database ID 53



Database Performance LLGDBBI_Production

DB Processes Max 1,000



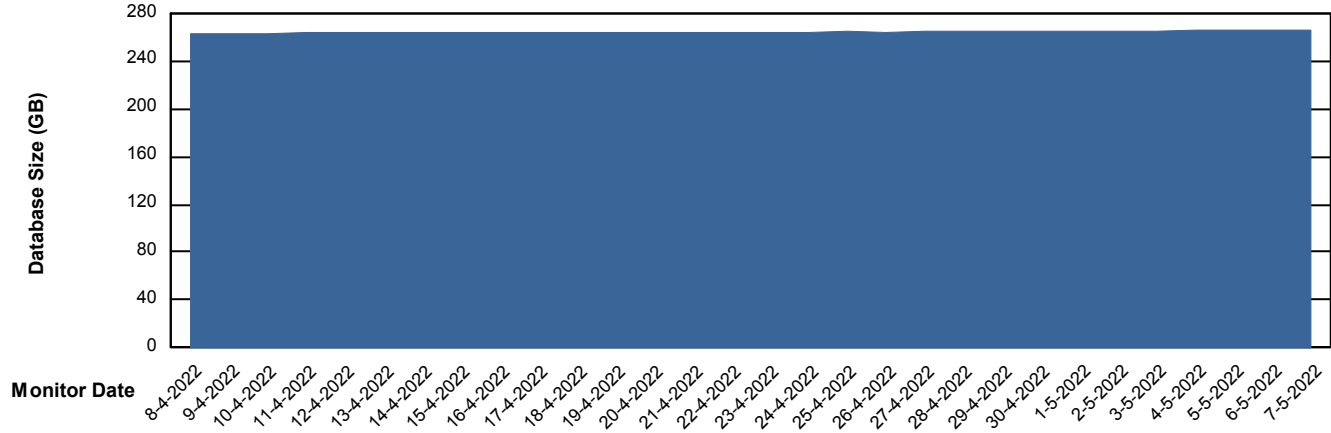
Weekly SLA Customer Report

Customer LLG_Production
Database ID 53



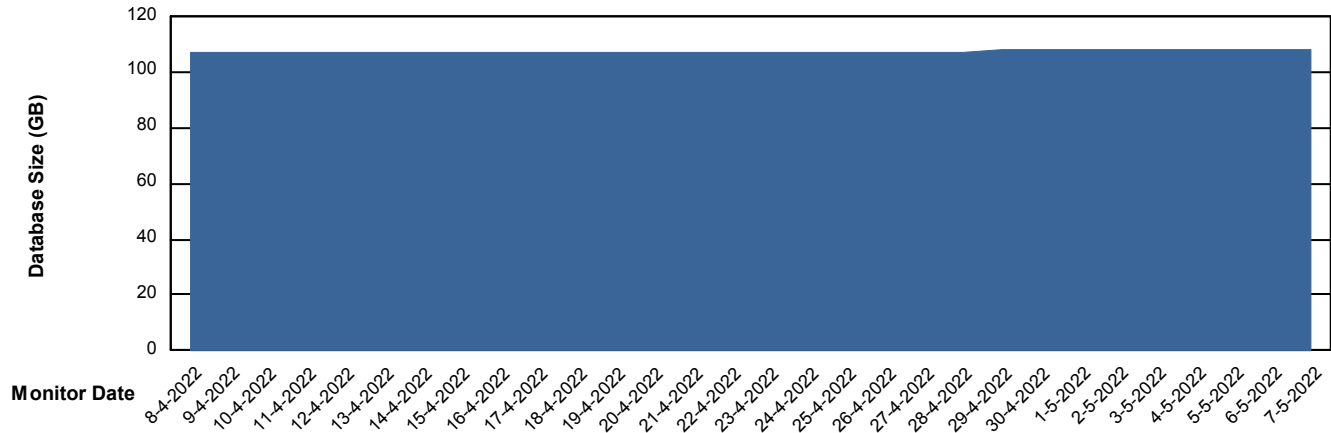
DATABASE SIZE LLGDB_Production

Database growth over last month



DATABASE SIZE LLGDBBI_Production

Database growth over last month



Weekly SLA Customer Report

Customer LLG_Production
Database ID 53



Database Tablespace LLGDB_Production

Date	Tablespace Name	Filesize (Gb)	Usedsize (Gb)	Percentage free
7-5-2022	ABSDATA	156	105	33
	INDX	181	151	16
6-5-2022	ABSDATA	156	105	33
	INDX	181	151	16
5-5-2022	ABSDATA	156	105	33
	INDX	181	151	16
4-5-2022	ABSDATA	156	105	33
	INDX	181	151	17
3-5-2022	ABSDATA	156	105	33
	INDX	181	151	17
2-5-2022	ABSDATA	156	105	33
	INDX	181	151	17
1-5-2022	ABSDATA	156	104	33
	INDX	181	151	17

Weekly SLA Customer Report

Customer LLG_Production
 Database ID 53



Database Tablespace LLGDBBI_Production

Date	Tablespace Name	Filesize (Gb)	Usedsize (Gb)	Percentage free
7-5-2022	ABSDATA	100	48	52
	INDX	120	53	56
6-5-2022	ABSDATA	100	48	52
	INDX	120	53	56
5-5-2022	ABSDATA	100	48	52
	INDX	120	53	56
4-5-2022	ABSDATA	100	48	52
	INDX	120	53	56
3-5-2022	ABSDATA	100	48	52
	INDX	120	53	56
2-5-2022	ABSDATA	100	48	52
	INDX	120	53	56
1-5-2022	ABSDATA	100	48	52
	INDX	120	53	56

BI Status and last ETL error for LLGDBBI_Production

	ma 2/5/2022	di 3/5/2022	wo 4/5/2022	do 5/5/2022	vr 6/5/2022	za 7/5/2022
ABS DataWarehouse ETL Health	OK	OK	OK	OK	OK	OK
ABS DWHStaging ETL Health	OK	OK	OK	OK	OK	OK

Weekly SLA Customer Report

Customer LLG_Production
Database ID 53



BI last ETL error for	LLGDBBI_Production
vr, 6-05-2022	None
ma, 2-05-2022	None
wo, 4-05-2022	None
zo, 1-05-2022	None
wo, 4-05-2022	None
za, 7-05-2022	None
di, 3-05-2022	None
di, 3-05-2022	None
vr, 6-05-2022	None
ma, 2-05-2022	None
do, 5-05-2022	None
zo, 1-05-2022	None
do, 5-05-2022	None
za, 7-05-2022	None

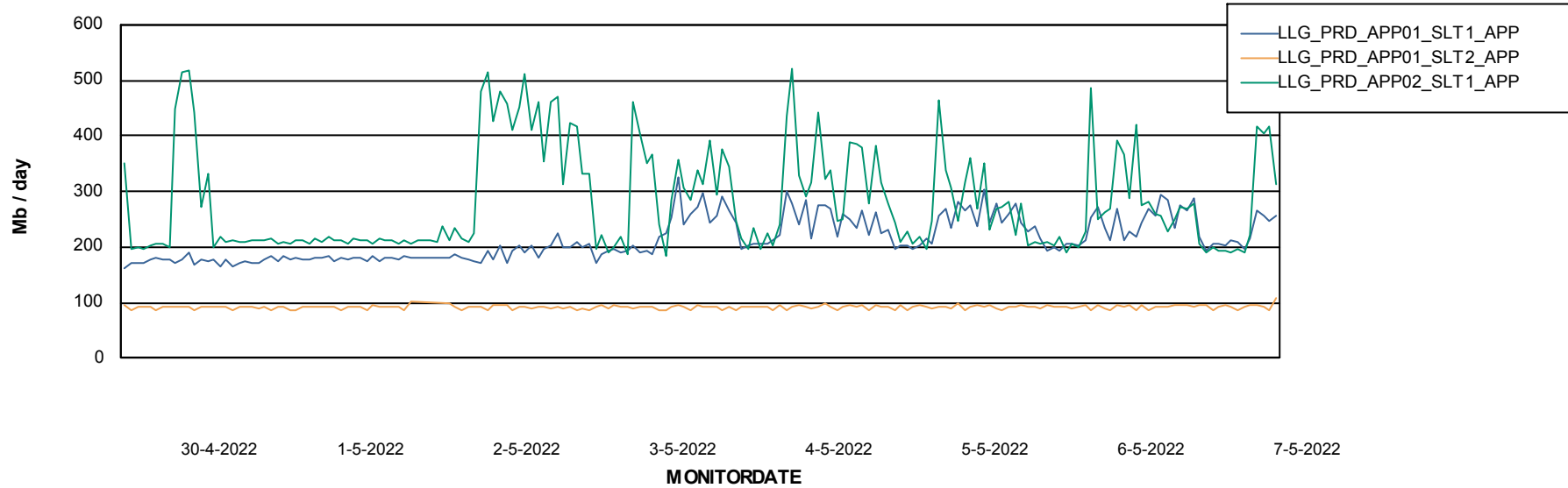
Weekly SLA Customer Report

Customer LLG_Production
Database ID 53



ABSolute Application Server Services

Avg memory used per ABS Server Service



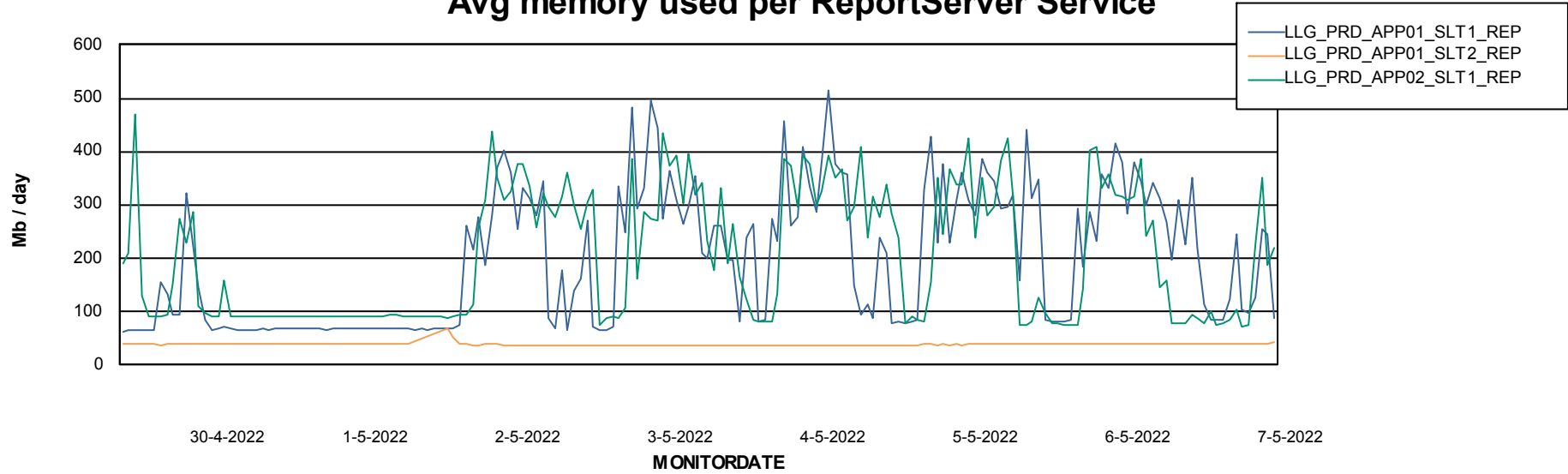
Weekly SLA Customer Report

Customer LLG_Production
Database ID 53

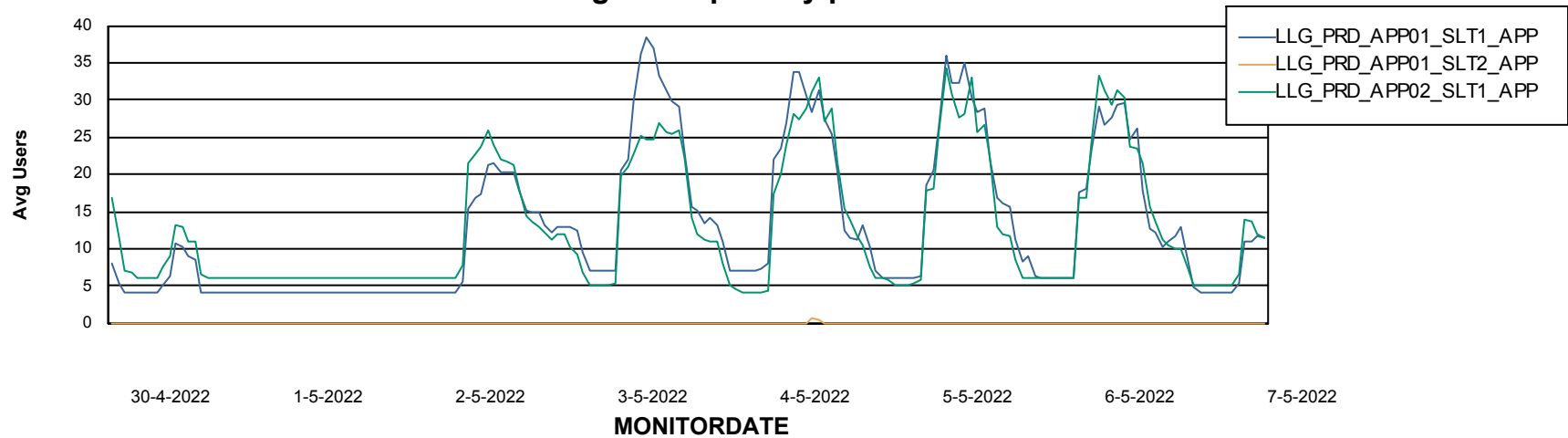


ABSSolute Application Server Services

Avg memory used per ReportServer Service



Avg users per day per ABS server



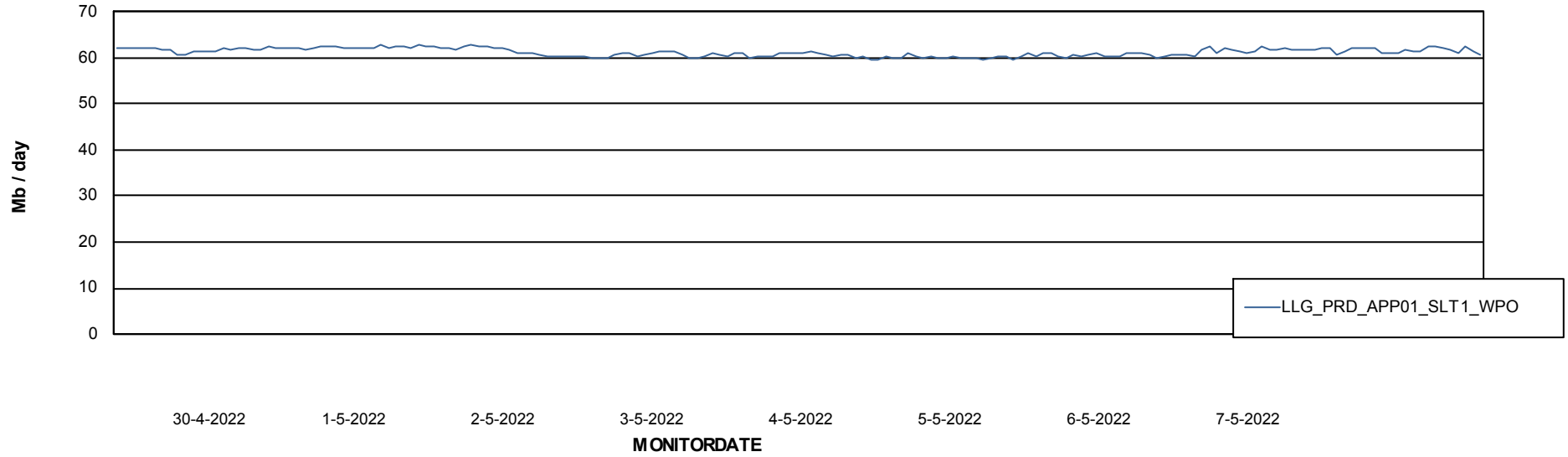
Weekly SLA Customer Report

Customer LLG_Production
Database ID 53



ABSSolute Application Server Services

Avg memory used per ABS Web component



Weekly SLA Customer Report

Customer LLG_Production
Database ID 53



Disaster per ABS component

