

# Weekly SLA Customer Report

Customer LLG\_Production  
Database ID 53



## Harddisk Usage LLG\_PRD\_APP01

	Free disk space on C: (%)	Total disk space on C: (Gb)	Used disk space on C: (Gb)	Free disk space on D: (%)	Total disk space on D: (Gb)	Used disk space on D: (Gb)
30-4-2022	28	200	143	96	200	8
29-4-2022	28	200	143	96	200	8
28-4-2022	28	200	143	96	200	8
27-4-2022	29	200	141	96	200	8
26-4-2022	30	200	140	96	200	8
25-4-2022	30	200	140	96	200	7
24-4-2022	30	200	140	96	200	7

## Harddisk Usage LLG\_PRD\_APP02

	Free disk space on C: (%)	Total disk space on C: (Gb)	Used disk space on C: (Gb)	Free disk space on D: (%)	Total disk space on D: (Gb)	Used disk space on D: (Gb)
30-4-2022	59	200	81	92	200	15
29-4-2022	59	200	81	92	200	15
28-4-2022	59	200	81	92	200	15
27-4-2022	59	200	81	92	200	15
26-4-2022	59	200	81	92	200	15
25-4-2022	59	200	81	92	200	15
24-4-2022	59	200	81	92	200	15

# Weekly SLA Customer Report

Customer LLG\_Production  
Database ID 53



## Harddisk Usage LLG\_PRD\_BI02

	Free disk space on C: (%)	Total disk space on C: (Gb)	Used disk space on C: (Gb)	Free disk space on D: (%)	Total disk space on D: (Gb)	Used disk space on D: (Gb)
30-4-2022	61	150	58	51	685	333
29-4-2022	61	150	58	51	685	333
28-4-2022	61	150	58	51	685	333
27-4-2022	61	150	58	51	685	332
26-4-2022	61	150	58	51	685	333
25-4-2022	61	150	58	51	685	332
24-4-2022	61	150	58	51	685	333

## Harddisk Usage LLG\_PRD\_OR01

	Free disk space on C: (%)	Total disk space on C: (Gb)	Used disk space on C: (Gb)	Free disk space on D: (%)	Total disk space on D: (Gb)	Used disk space on D: (Gb)	Free disk space on E: (%)	Total disk space on E: (Gb)	Used disk space on E: (Gb)
30-4-2022	84	279	45	58	928	388	47	749	395
29-4-2022	84	279	45	58	928	389	48	749	387
28-4-2022	84	279	45	58	928	389	48	749	387
27-4-2022	84	279	45	58	928	389	48	749	386
26-4-2022	84	279	45	58	928	389	49	749	386
25-4-2022	84	279	46	58	928	389	49	749	384
24-4-2022	84	279	46	58	928	388	50	749	376

# Weekly SLA Customer Report

Customer LLG\_Production  
Database ID 53



## Harddisk Usage LLG\_PRD\_OR02

	Free disk space on C: (%)	Total disk space on C: (Gb)	Used disk space on C: (Gb)	Free disk space on D: (%)	Total disk space on D: (Gb)	Used disk space on D: (Gb)	Free disk space on E: (%)	Total disk space on E: (Gb)	Used disk space on E: (Gb)
30-4-2022	87	279	36	88	1,117	131	93	559	38
29-4-2022	87	279	36	88	1,117	131	93	559	38
28-4-2022	87	279	36	88	1,117	131	93	559	38
27-4-2022	87	279	36	88	1,117	131	93	559	38
26-4-2022	87	279	36	88	1,117	131	93	559	38
25-4-2022	87	279	36	88	1,117	131	93	559	38
24-4-2022	87	279	36	88	1,117	131	93	559	38

## Harddisk Usage LLG\_PRD\_TS2

	Free disk space on C: (%)	Total disk space on C: (Gb)	Used disk space on C: (Gb)	Free disk space on D: (%)	Total disk space on D: (Gb)	Used disk space on D: (Gb)	Free disk space on E: (%)	Total disk space on E: (Gb)	Used disk space on E: (Gb)
30-4-2022	23	279	214	63	993	365	58	684	285
29-4-2022	23	279	214	63	993	365	58	684	285
28-4-2022	23	279	214	63	993	365	58	684	285
27-4-2022	23	279	214	63	993	365	58	684	284
26-4-2022	23	279	214	63	993	365	58	684	285
25-4-2022	23	279	215	63	993	365	53	684	324
24-4-2022	23	279	215	63	993	365	58	684	285

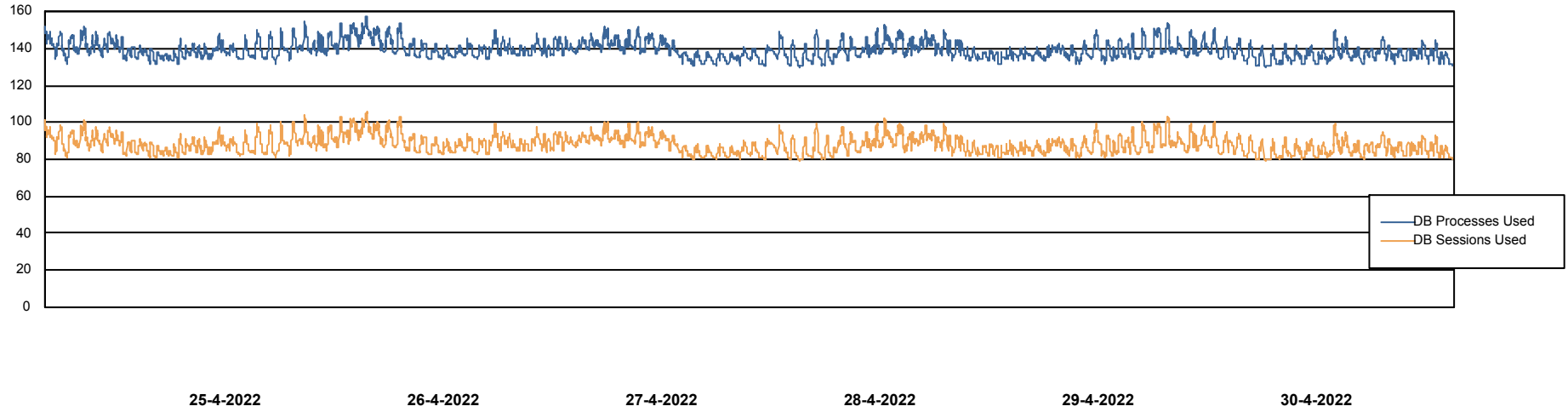
# Weekly SLA Customer Report

Customer LLG\_Production  
Database ID 53



## Database Performance LLGDB\_Production

DB Processes Max 300  
DB Sessions Max 4



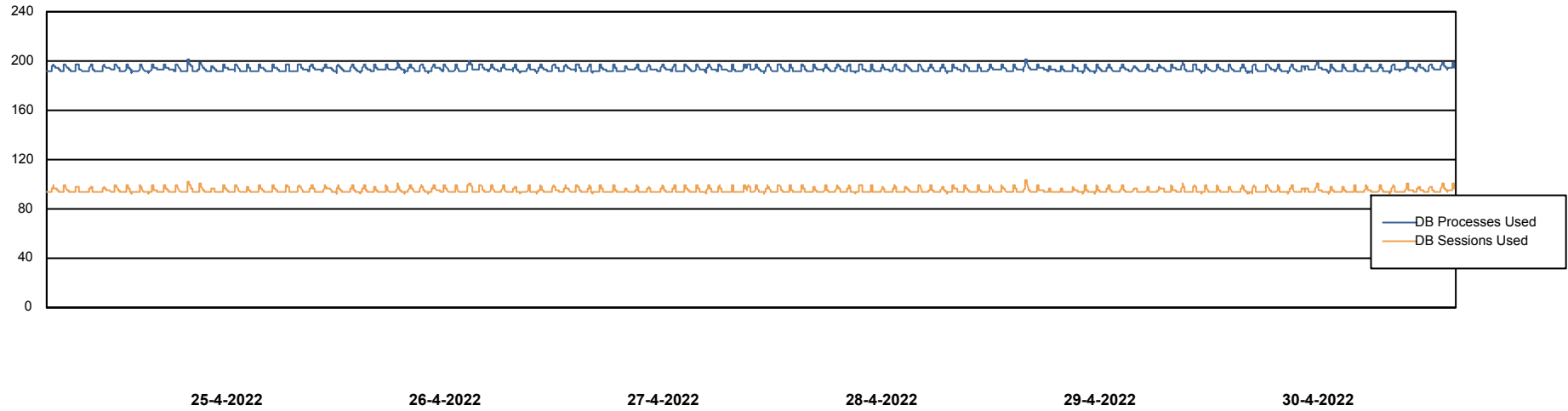
# Weekly SLA Customer Report

Customer LLG\_Production  
Database ID 53



## Database Performance LLGDB\_Standby\_TS2

DB Processes Max 0  
DB Processes Max 4  
DB Processes Max 300



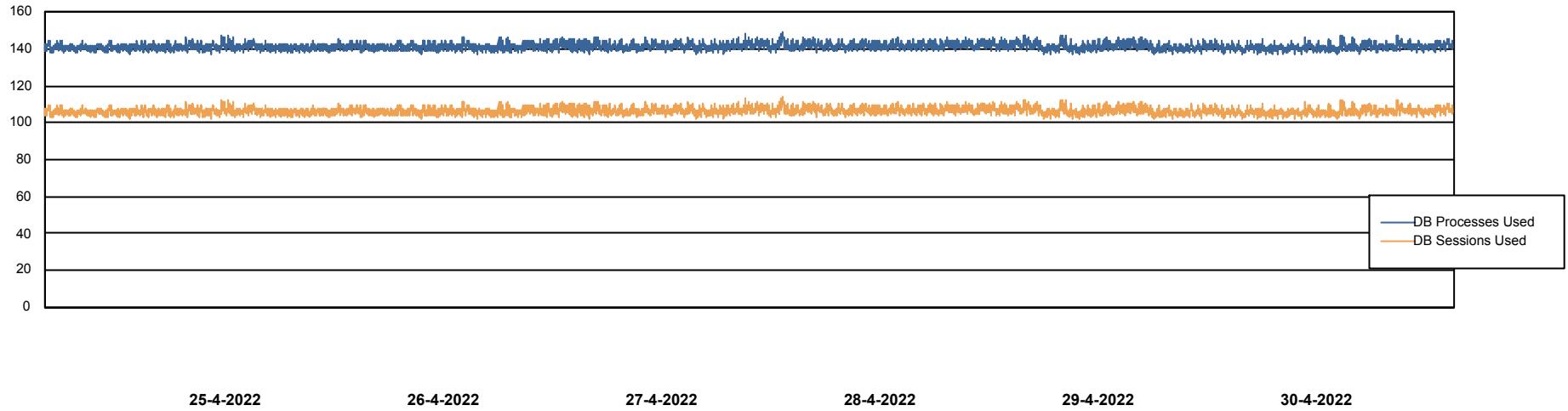
# Weekly SLA Customer Report

Customer LLG\_Production  
Database ID 53



Database Performance LLGDBBI\_Production

DB Processes Max 1,000



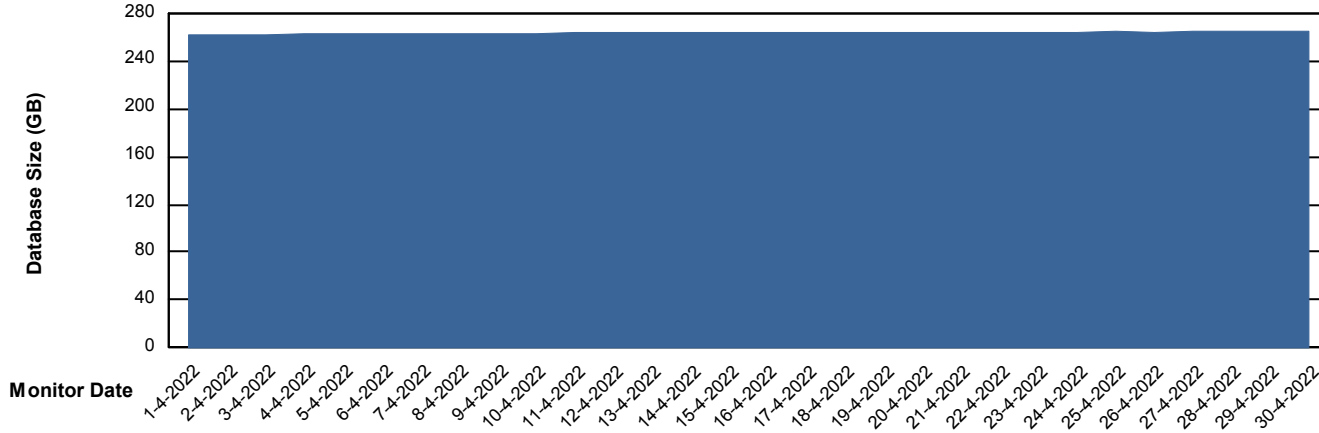
# Weekly SLA Customer Report

Customer LLG\_Production  
Database ID 53



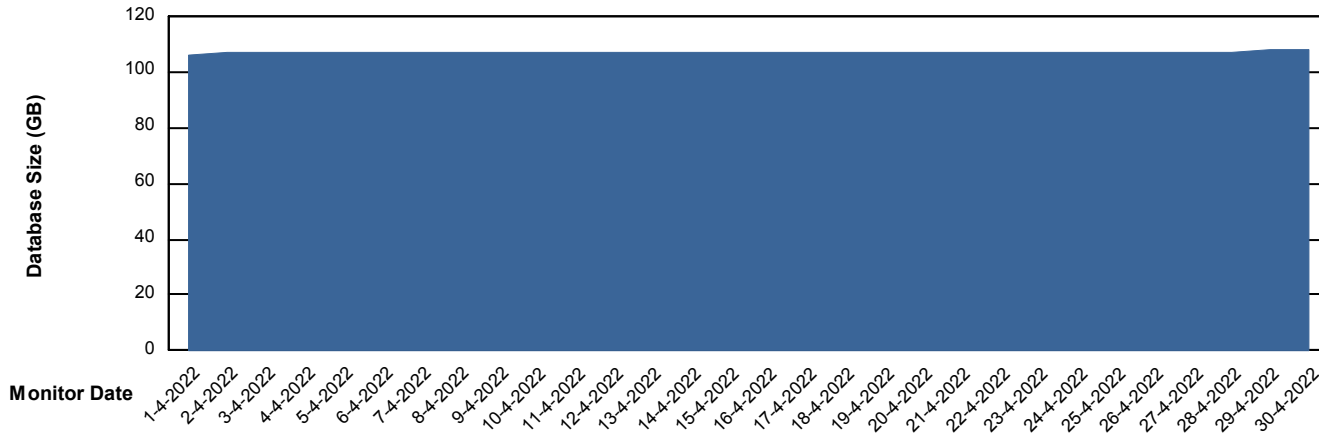
DATABASE SIZE LLGDB\_Production

### Database growth over last month



DATABASE SIZE LLGDBBI\_Production

### Database growth over last month



# Weekly SLA Customer Report

Customer LLG\_Production  
Database ID 53



Database Tablespace LLGDB\_Production

Date	Tablespace Name	Filesize (Gb)	Usedsize (Gb)	Percentage free
30-4-2022	ABSDATA	156	104	33
	INDX	181	151	17
29-4-2022	ABSDATA	156	104	33
	INDX	181	151	17
28-4-2022	ABSDATA	156	104	33
	INDX	181	151	17
27-4-2022	ABSDATA	156	104	33
	INDX	181	151	17
26-4-2022	ABSDATA	156	104	33
	INDX	181	151	17
25-4-2022	ABSDATA	156	104	33
	INDX	181	151	17
24-4-2022	ABSDATA	156	104	33
	INDX	181	150	17

# Weekly SLA Customer Report

Customer LLG\_Production  
 Database ID 53



Database Tablespace LLGDBBI\_Production

Date	Tablespace Name	Filesize (Gb)	Usedsize (Gb)	Percentage free
30-4-2022	ABSDATA	100	48	52
	INDX	120	53	56
29-4-2022	ABSDATA	100	48	52
	INDX	120	53	56
28-4-2022	ABSDATA	100	48	52
	INDX	120	53	56
27-4-2022	ABSDATA	100	48	52
	INDX	120	53	56
26-4-2022	ABSDATA	100	48	52
	INDX	120	53	56
25-4-2022	ABSDATA	100	48	52
	INDX	120	53	56
24-4-2022	ABSDATA	100	48	52
	INDX	120	53	56

BI Status and last ETL error for LLGDBBI\_Production

	ma 25/4/2022	di 26/4/2022	wo 27/4/2022	do 28/4/2022	vr 29/4/2022	za 30/4/2022
<b>ABS DataWarehouse ETL Health</b>	OK	OK	OK	OK	OK	OK
<b>ABS DWHStaging ETL Health</b>	OK	OK	OK	OK	OK	OK

# Weekly SLA Customer Report

Customer LLG\_Production  
Database ID 53



BI last ETL error for	LLGDBBI_Production
di, 26-04-2022	None
do, 28-04-2022	None
za, 30-04-2022	None
di, 26-04-2022	None
do, 28-04-2022	None
zo, 24-04-2022	None
wo, 27-04-2022	None
zo, 24-04-2022	None
ma, 25-04-2022	None
vr, 29-04-2022	None
ma, 25-04-2022	None
wo, 27-04-2022	None
vr, 29-04-2022	None
za, 30-04-2022	None

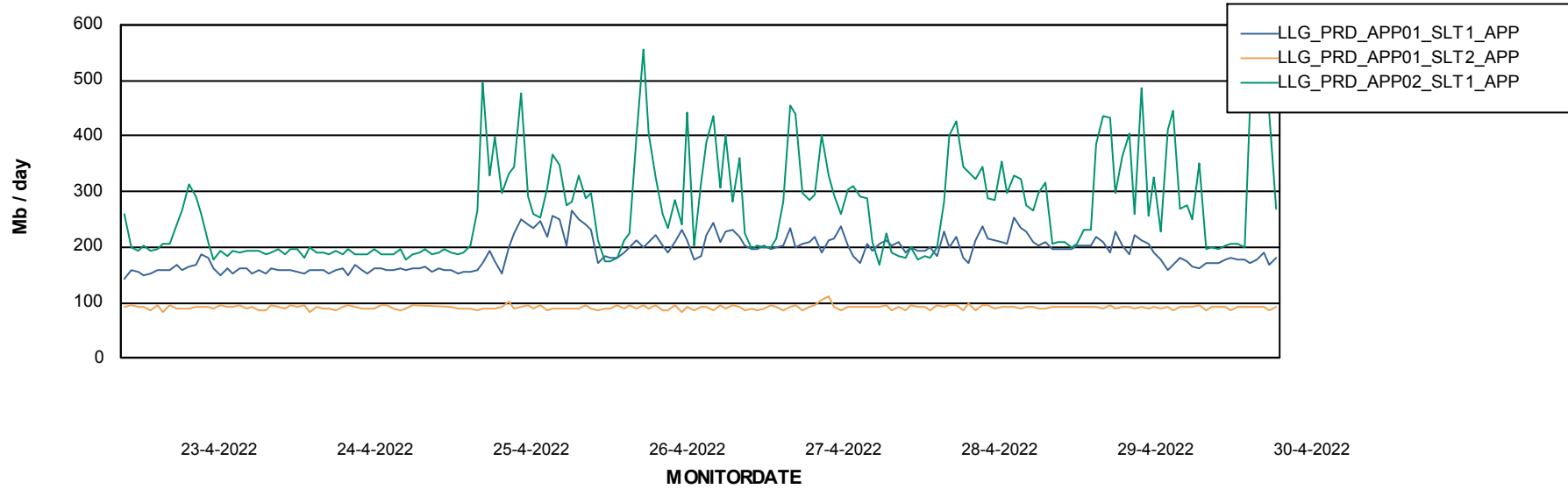
# Weekly SLA Customer Report

Customer LLG\_Production  
Database ID 53



## ABSSolute Application Server Services

### Avg memory used per ABS Server Service



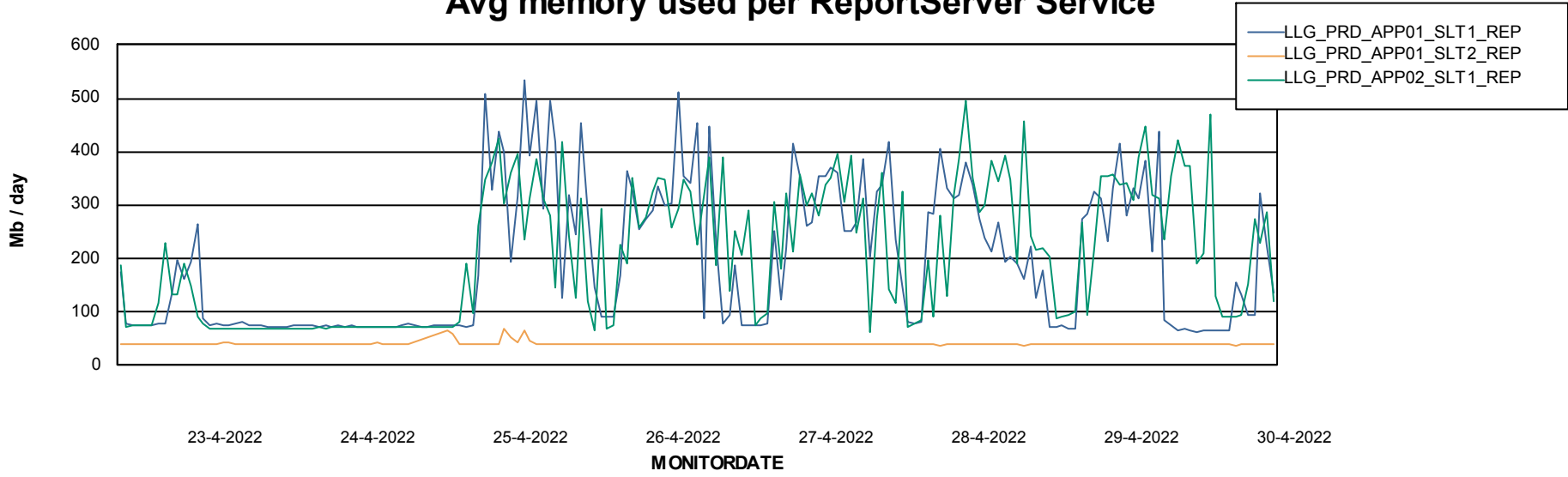
# Weekly SLA Customer Report

Customer LLG\_Production  
Database ID 53

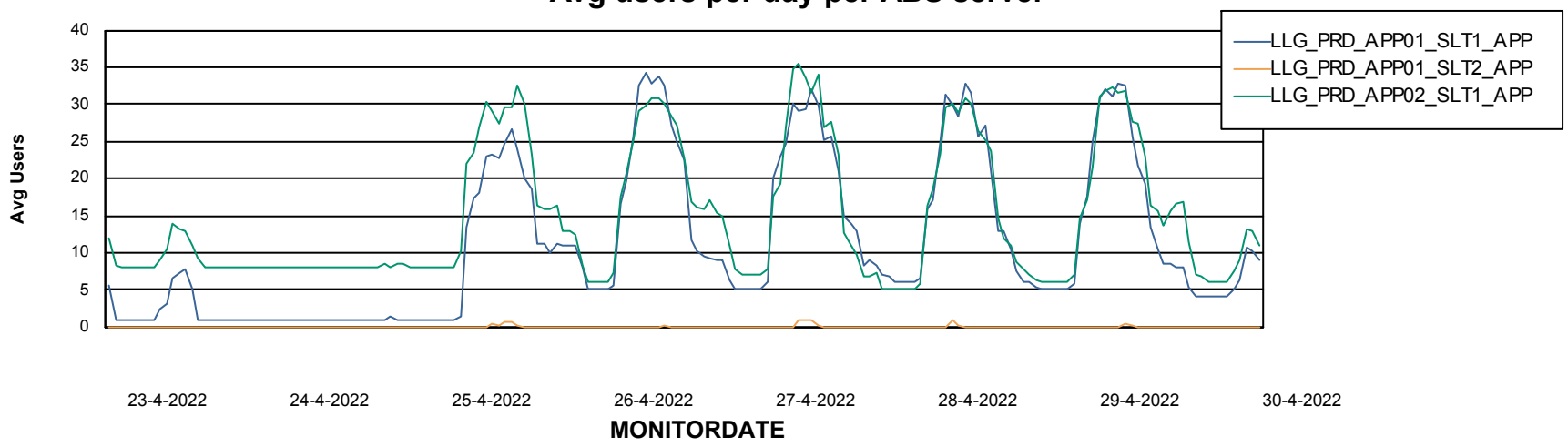


## ABSSolute Application Server Services

### Avg memory used per ReportServer Service



### Avg users per day per ABS server



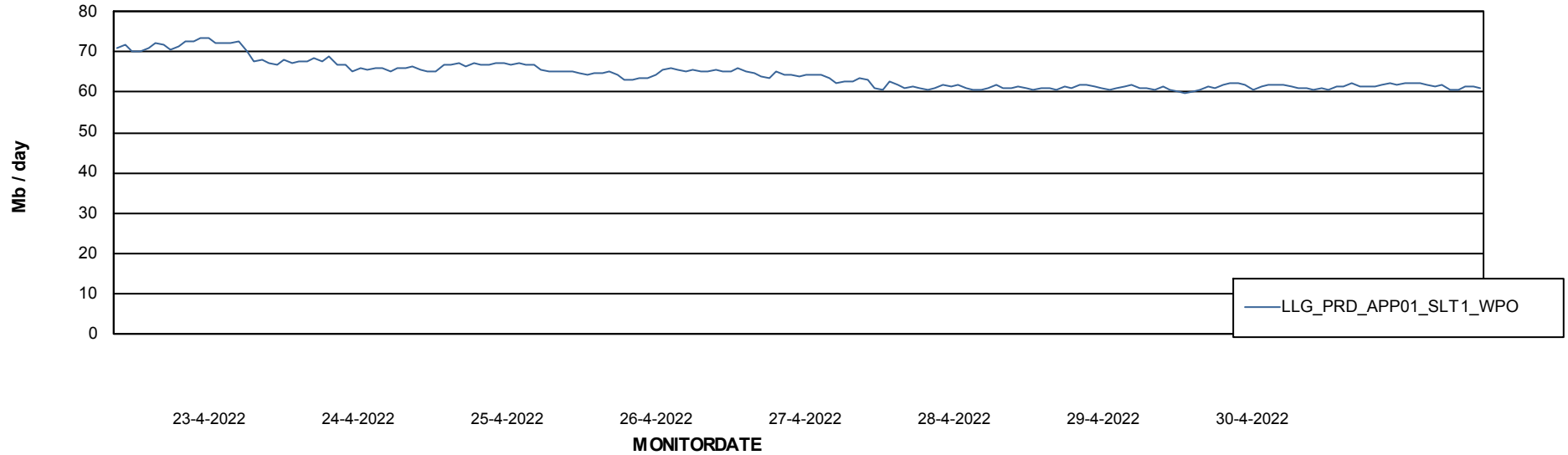
# Weekly SLA Customer Report

Customer LLG\_Production  
Database ID 53



## ABSSolute Application Server Services

### Avg memory used per ABS Web component



# Weekly SLA Customer Report

Customer LLG\_Production  
Database ID 53



## Disaster per ABS component

