

# Weekly SLA Customer Report

Customer VEN\_Production  
Database ID 35



## Harddisk Usage VEN\_PRD\_VENABS06\_DB

	Free disk space on C: (%)	Total disk space on C: (Gb)	Used disk space on C: (Gb)	Free disk space on D: (%)	Total disk space on D: (Gb)	Used disk space on D: (Gb)	Free disk space on E: (%)	Total disk space on E: (Gb)	Used disk space on E: (Gb)
16-4-2022	61	102	40	30	601	421	53	400	187
15-4-2022	61	102	40	30	601	421	56	400	176
14-4-2022	61	102	40	30	601	421	56	400	175
13-4-2022	61	102	40	30	601	421	56	400	176
12-4-2022	61	102	40	30	601	421	56	400	175
11-4-2022	61	102	40	30	601	421	56	400	175
10-4-2022	61	102	40	30	601	421	56	400	176

## Harddisk Usage VEN\_PRD\_VENABS07\_SB-DB

	Free disk space on C: (%)	Total disk space on C: (Gb)	Used disk space on C: (Gb)	Free disk space on D: (%)	Total disk space on D: (Gb)	Used disk space on D: (Gb)	Free disk space on E: (%)	Total disk space on E: (Gb)	Used disk space on E: (Gb)
16-4-2022	55	102	45	24	850	648	90	400	39
15-4-2022	55	102	45	24	850	648	91	400	37
14-4-2022	55	102	45	24	850	648	91	400	37
13-4-2022	55	102	45	24	850	648	91	400	37
12-4-2022	55	102	45	24	850	648	91	400	37
11-4-2022	55	102	45	24	850	648	91	400	37
10-4-2022	55	102	45	24	850	648	91	400	38

# Weekly SLA Customer Report

Customer VEN\_Production  
 Database ID 35



Harddisk Usage VEN\_PRD\_VENABS08\_BI

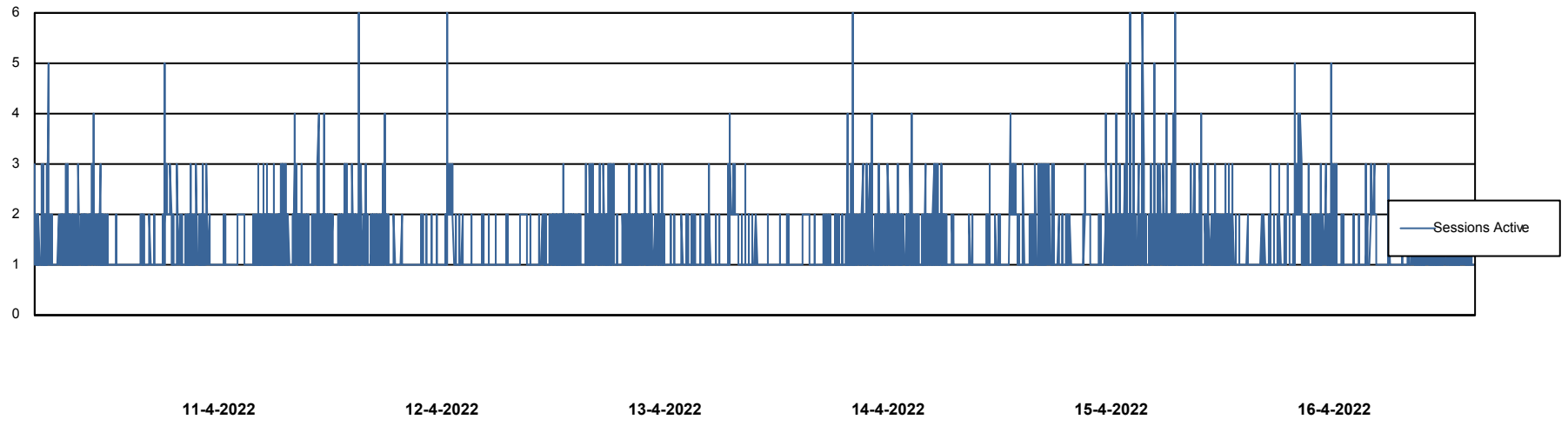
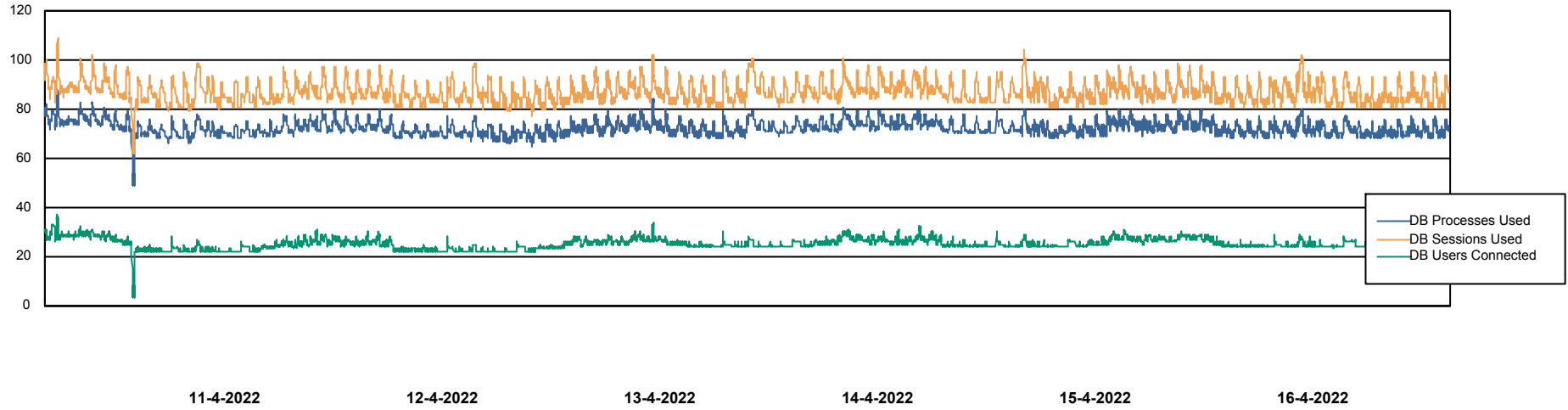
	Free disk space on C: (%)	Total disk space on C: (Gb)	Used disk space on C: (Gb)	Free disk space on D: (%)	Total disk space on D: (Gb)	Used disk space on D: (Gb)
16-4-2022	46	102	55	27	601	441
15-4-2022	46	102	55	27	601	440
14-4-2022	46	102	55	27	601	440
13-4-2022	46	102	55	27	601	440
12-4-2022	46	102	55	27	601	440
11-4-2022	46	102	55	27	601	440
10-4-2022	46	102	55	27	601	440

# Weekly SLA Customer Report

Customer VEN\_Production  
Database ID 35



## Database Performance VENDB\_Production



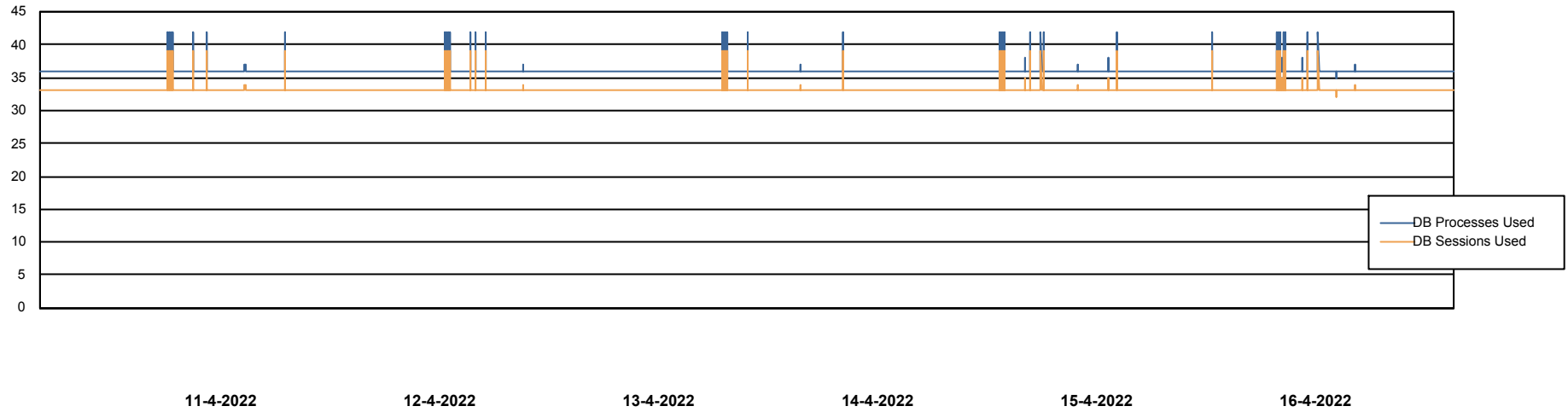
# Weekly SLA Customer Report

Customer VEN\_Production  
Database ID 35



Database Performance VENDB\_Standby

DB Processes Max 300



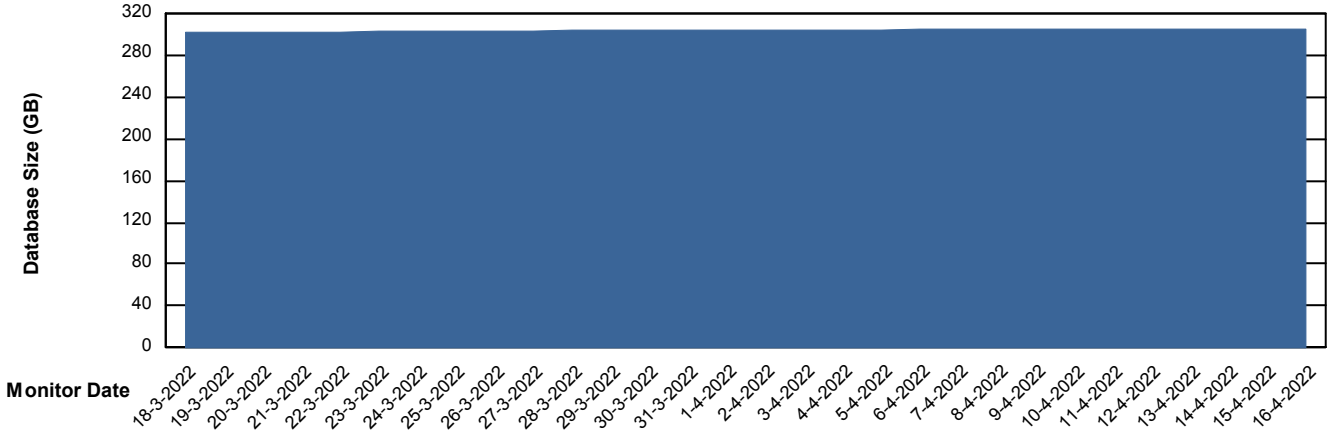
# Weekly SLA Customer Report

Customer VEN\_Production  
 Database ID 35



DATABASE SIZE VENDB\_Production

Database growth over last month



Database Tablespace VENDB\_Production

Date	Tablespace Name	Filesize (Gb)	Usedsize (Gb)	Percentage free
16-4-2022	ABSDATA	186	154	17
	INDX	169	142	16
15-4-2022	ABSDATA	186	154	17
	INDX	169	142	16
14-4-2022	ABSDATA	186	154	17
	INDX	169	142	16
13-4-2022	ABSDATA	186	154	17
	INDX	169	142	16
12-4-2022	ABSDATA	186	154	17
	INDX	169	142	16
11-4-2022	ABSDATA	186	154	17
	INDX	169	142	16
10-4-2022	ABSDATA	186	154	17
	INDX	169	142	16

# Weekly SLA Customer Report

Customer VEN\_Production  
Database ID 35



Standby Database Health VEN\_Production

## Recovery lag for last 7 days

