

Weekly SLA Customer Report

Customer SNG_Production
 Database ID 70



Harddisk Usage SNG_PRD_ORACLE1

	Free disk space on / (%)	Total disk space on / (Gb)	Used disk space on / (Gb)	Free disk space on /boot (%)	Total disk space on /boot (Gb)	Used disk space on /boot (Gb)	Free disk space on /home (%)	Total disk space on /home (Gb)	Used disk space on /home (Gb)	Free disk space on /u01 (%)
9-4-2022	41	550	323	77	1	0	100	561	0	90
8-4-2022	41	550	323	77	1	0	100	561	0	91
7-4-2022	41	550	323	77	1	0	100	561	0	91
6-4-2022	41	550	323	77	1	0	100	561	0	91
5-4-2022	41	550	323	77	1	0	100	561	0	91
4-4-2022	41	550	323	77	1	0	100	561	0	91
3-4-2022	41	550	323	77	1	0	100	561	0	91

Harddisk Usage SNG_PRD_SVR1_ABSAPP1

	Free disk space on C: (%)	Total disk space on C: (Gb)	Used disk space on C: (Gb)	Free disk space on D: (%)	Total disk space on D: (Gb)	Used disk space on D: (Gb)	Free disk space on Z: (%)	Total disk space on Z: (Gb)	Used disk space on Z: (Gb)
9-4-2022	29	40	28	70	80	24	0	5	5
8-4-2022	29	40	28	70	80	24	0	5	5
7-4-2022	29	40	28	71	80	24	0	5	5
6-4-2022	29	40	28	71	80	24	0	5	5
5-4-2022	29	40	28	53	80	38	0	5	5
4-4-2022	28	40	28	45	80	44	0	5	5
3-4-2022	28	40	28	45	80	44	0	5	5

Weekly SLA Customer Report

Customer SNG_Production
 Database ID 70



Harddisk Usage SNG_PRD_SVR1_ABSWEB1

	Free disk space on C: (%)	Total disk space on C: (Gb)	Used disk space on C: (Gb)	Free disk space on D: (%)	Total disk space on D: (Gb)	Used disk space on D: (Gb)
9-4-2022	31	40	27	0	5	5
8-4-2022	32	40	27	0	5	5
7-4-2022	32	40	27	0	5	5
6-4-2022	32	40	27	0	5	5
5-4-2022	32	40	27	0	5	5
4-4-2022	33	40	27	0	5	5
3-4-2022	33	40	27	0	5	5

Harddisk Usage SNG_PRD_SVR1_ABSWEB2

	Free disk space on C: (%)	Total disk space on C: (Gb)	Used disk space on C: (Gb)	Free disk space on D: (%)	Total disk space on D: (Gb)	Used disk space on D: (Gb)
9-4-2022	40	40	24	0	5	5
8-4-2022	40	40	24	0	5	5
7-4-2022	41	40	24	0	5	5
6-4-2022	41	40	23	0	5	5
5-4-2022	42	40	23	0	5	5
4-4-2022	42	40	23	0	5	5
3-4-2022	43	40	23	0	5	5

Weekly SLA Customer Report

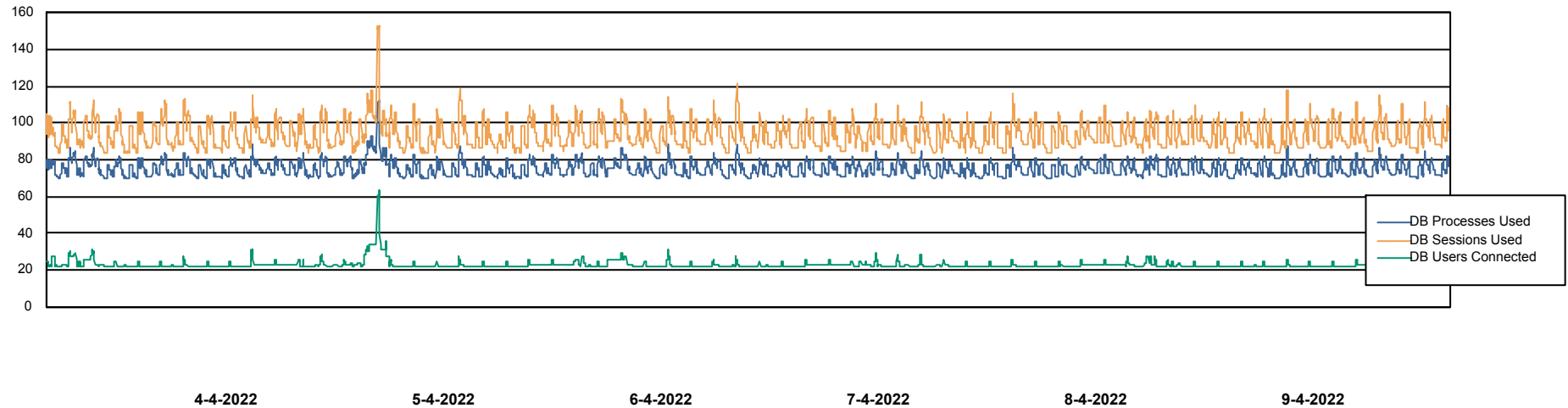
Customer SNG_Production
 Database ID 70



Harddisk Usage SNG_PRD_SVR2_ABSAPP2

	Free disk space on C: (%)	Total disk space on C: (Gb)	Used disk space on C: (Gb)	Free disk space on D: (%)	Total disk space on D: (Gb)	Used disk space on D: (Gb)	Free disk space on Z: (%)	Total disk space on Z: (Gb)	Used disk space on Z: (Gb)
9-4-2022	36	40	25	92	80	6	0	5	5
8-4-2022	36	40	25	92	80	6	0	5	5
7-4-2022	36	40	25	92	80	6	0	5	5
6-4-2022	36	40	25	92	80	6	0	5	5
5-4-2022	36	40	25	92	80	6	0	5	5
4-4-2022	36	40	25	92	80	6	0	5	5
3-4-2022	36	40	25	92	80	6	0	5	5

Database Performance SNG_PRD_ORACLE1



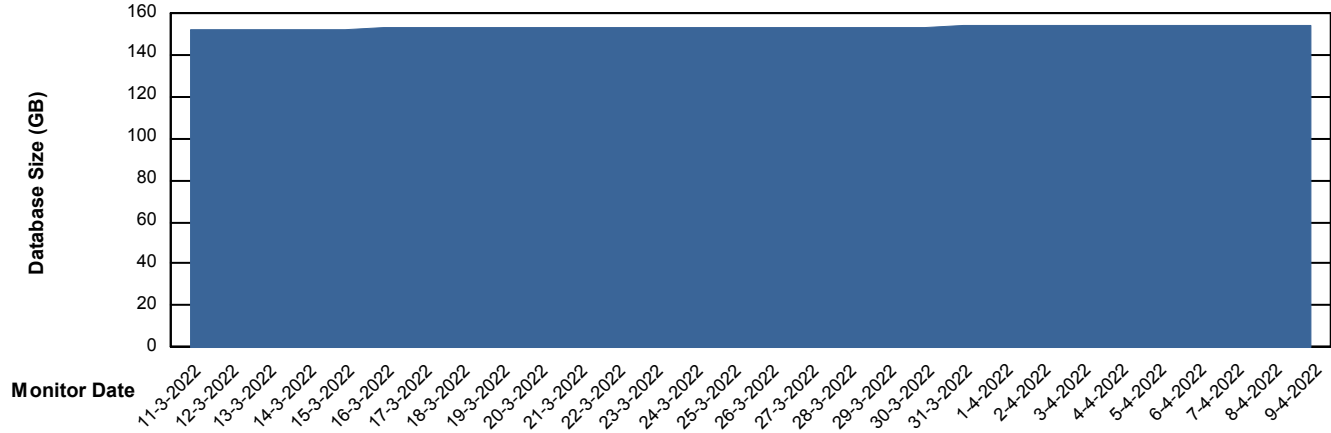
Weekly SLA Customer Report

Customer SNG_Production
 Database ID 70



DATABASE SIZE SNG_PRD_ORACLE1

Database growth over last month



Database Tablespace SNG_PRD_ORACLE1

Date	Tablespace Name	Filesize (Gb)	Usedsize (Gb)	Percentage free
9-4-2022	ABSDATA	48	33	30
	INDX	110	87	21
8-4-2022	ABSDATA	48	33	30
	INDX	110	87	21
7-4-2022	ABSDATA	48	33	30
	INDX	110	87	21
6-4-2022	ABSDATA	48	33	30
	INDX	110	87	21
5-4-2022	ABSDATA	48	33	31
	INDX	110	87	21
4-4-2022	ABSDATA	48	33	31
	INDX	110	87	21
3-4-2022	ABSDATA	48	33	31
	INDX	110	87	21

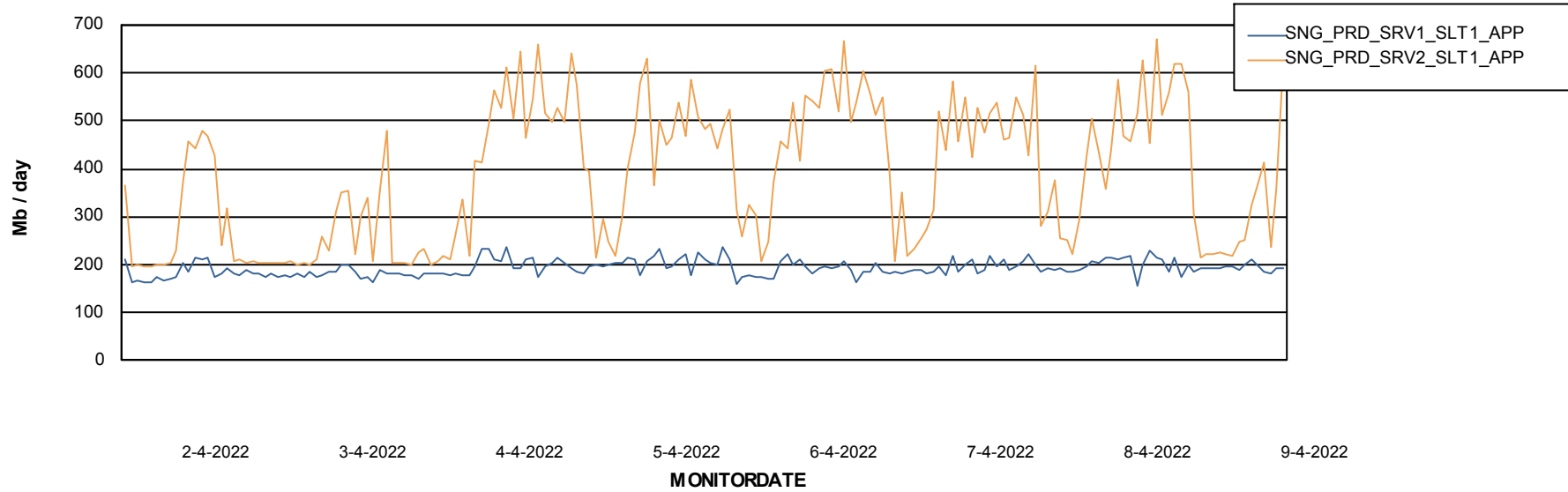
Weekly SLA Customer Report

Customer SNG_Production
Database ID 70

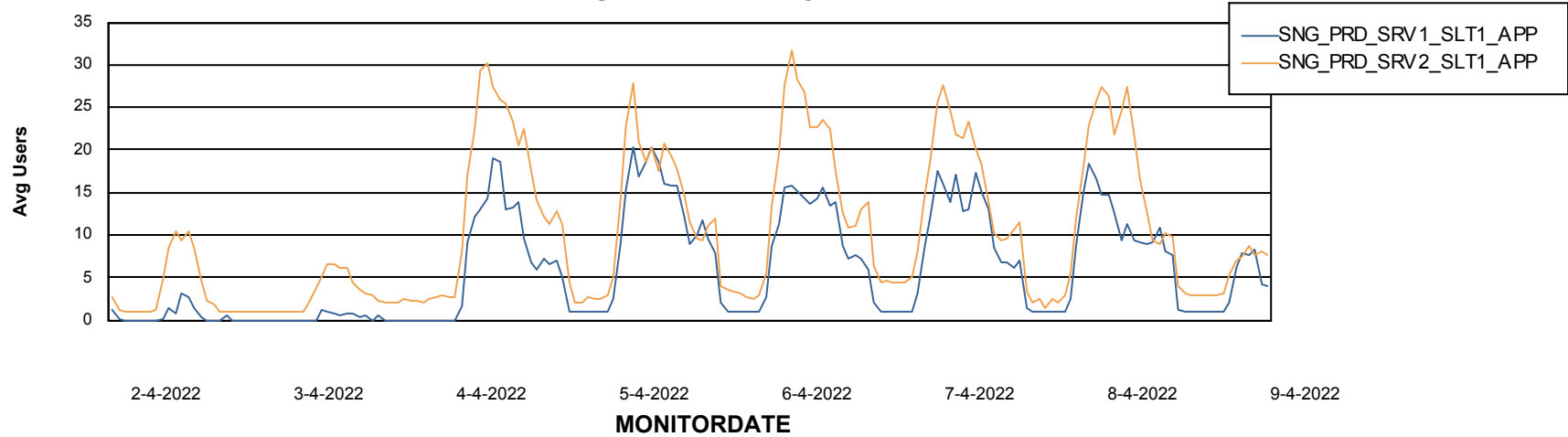


ABSSolute Application Server Services

Avg memory used per ABS Server Service



Avg users per day per ABS server



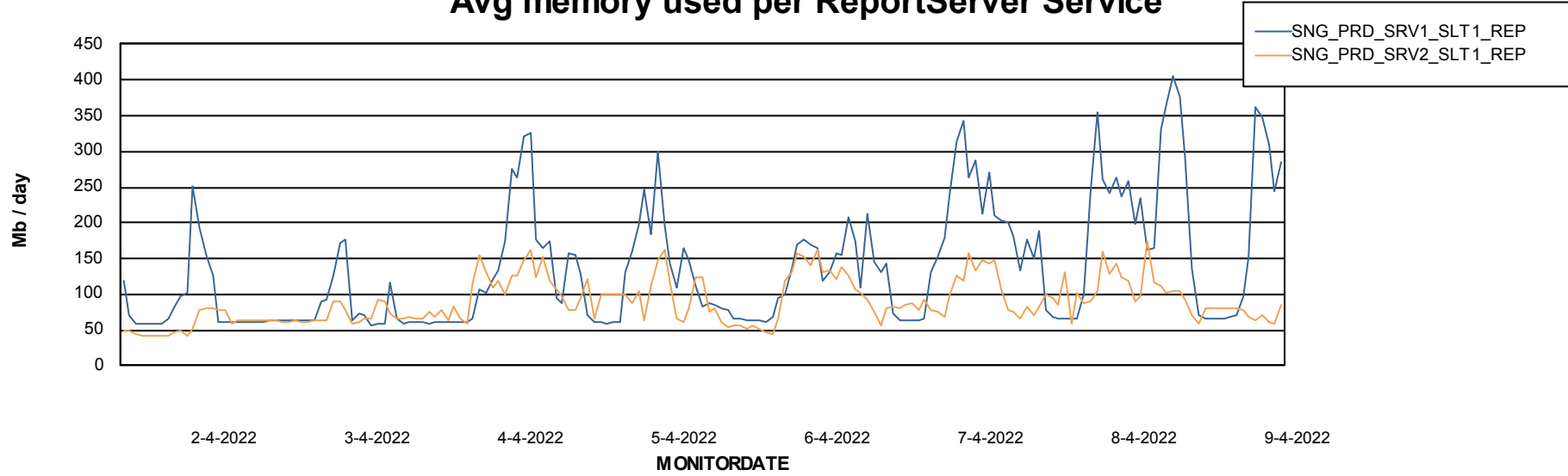
Weekly SLA Customer Report

Customer SNG_Production
Database ID 70



ABSSolute Application ReportServer Services

Avg memory used per ReportServer Service



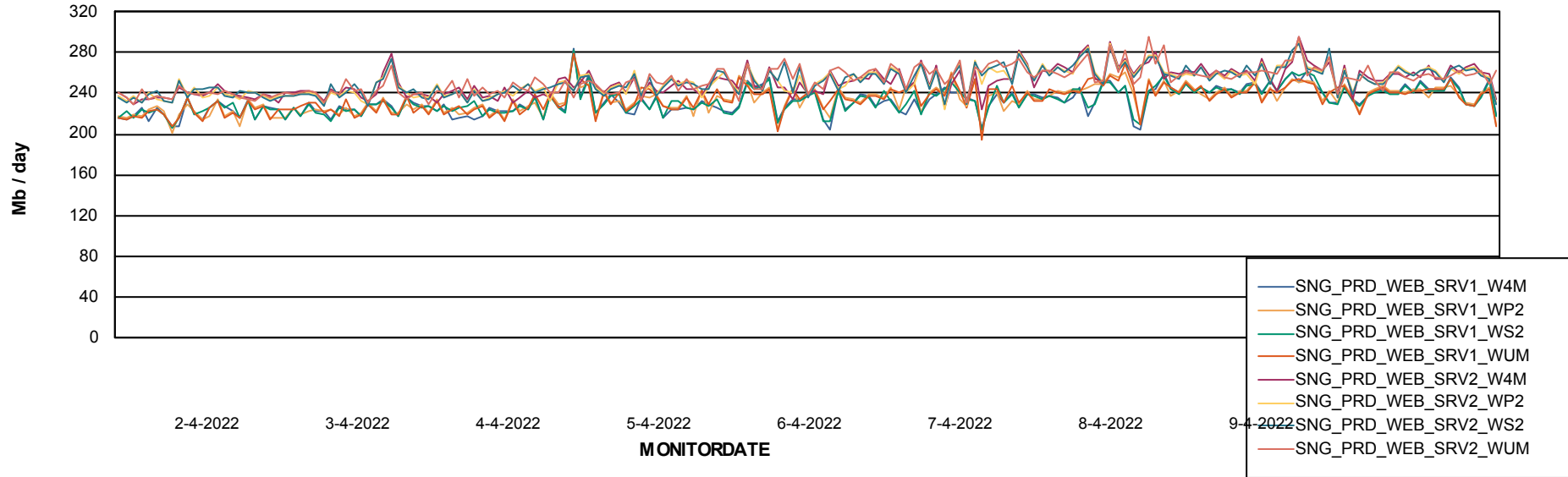
Weekly SLA Customer Report

Customer SNG_Production
Database ID 70



ABSSolute Web Component Services

Avg memory used per ABS Web component



Weekly SLA Customer Report

Customer SNG_Production
Database ID 70



Disaster per ABS component

