

# Weekly SLA Customer Report

Customer BCM\_Production  
 Database ID 81



Harddisk Usage BCM\_ABS-DEVBD-02 Standby DB Server

	Free disk space on C: (%)	Used disk space on C: (Gb)	Free disk space on D: (%)	Total disk space on D: (Gb)	Used disk space on D: (Gb)	Free disk space on E: (%)	Total disk space on E: (Gb)	Used disk space on E: (Gb)
9-4-2022	25	75	55	200	90	70	50	15
8-4-2022	25	75	55	200	90	71	50	15
7-4-2022	25	75	55	200	90	71	50	14
6-4-2022	25	75	55	200	90	71	50	15
5-4-2022	25	75	55	200	90	71	50	15
4-4-2022	25	74	55	200	90	71	50	15
3-4-2022	25	74	55	200	90	68	50	16

Harddisk Usage BCM\_ABS-PRODBD-02 Production DB Server

	Free disk space on C: (%)	Total disk space on C: (Gb)	Used disk space on C: (Gb)	Free disk space on D: (%)	Total disk space on D: (Gb)	Used disk space on D: (Gb)	Free disk space on E: (%)	Total disk space on E: (Gb)	Used disk space on E: (Gb)
9-4-2022	45	100	55	67	200	65	78	250	55
8-4-2022	45	100	55	68	200	64	78	250	55
7-4-2022	45	100	55	68	200	64	78	250	55
6-4-2022	45	100	55	68	200	64	78	250	55
5-4-2022	45	100	55	68	200	64	78	250	55
4-4-2022	45	100	55	68	200	64	78	250	55
3-4-2022	45	100	55	67	200	66	76	250	61

# Weekly SLA Customer Report

Customer BCM\_Production  
 Database ID 81



Harddisk Usage BCM\_PRD\_ABS-DEVPROD-02

	Free disk space on C: (%)	Total disk space on C: (Gb)	Used disk space on C: (Gb)
9-4-2022	57	126	55
8-4-2022	57	126	55
7-4-2022	57	126	55
6-4-2022	57	126	55
5-4-2022	57	126	55
4-4-2022	57	126	55
3-4-2022	57	126	55

Harddisk Usage BCM\_PRD\_ABS-DEVWEB-02

	Free disk space on C: (%)	Total disk space on C: (Gb)	Used disk space on C: (Gb)
9-4-2022	59	79	32
8-4-2022	59	79	32
7-4-2022	59	79	32
6-4-2022	59	79	32
5-4-2022	59	79	32
4-4-2022	59	79	32
3-4-2022	59	79	32

# Weekly SLA Customer Report

Customer BCM\_Production  
Database ID 81



Harddisk Usage BCM\_PRD\_ABS-PROD-02

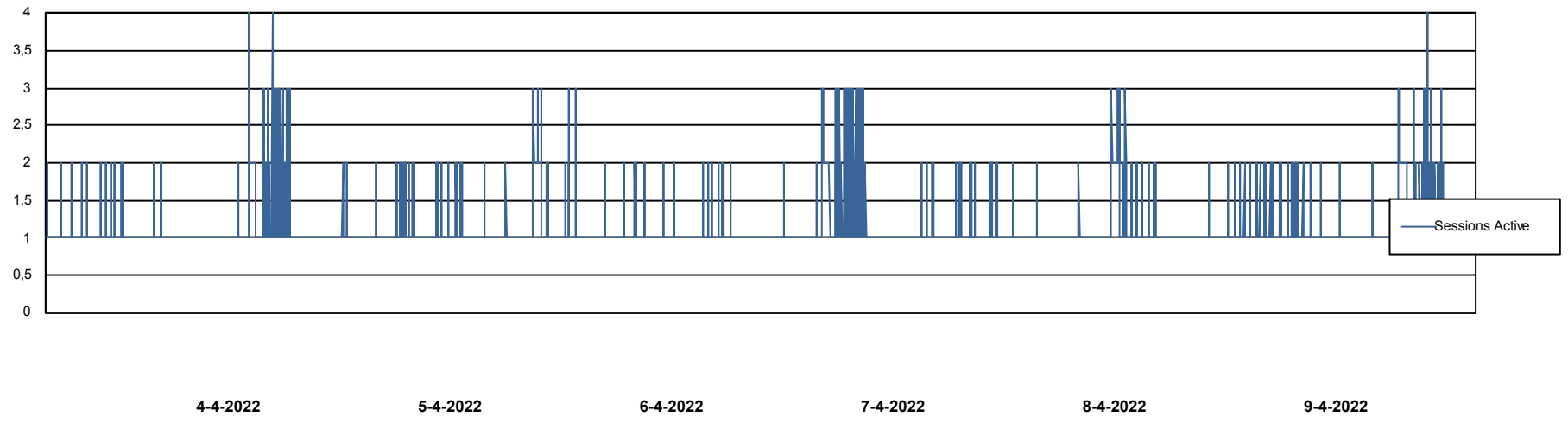
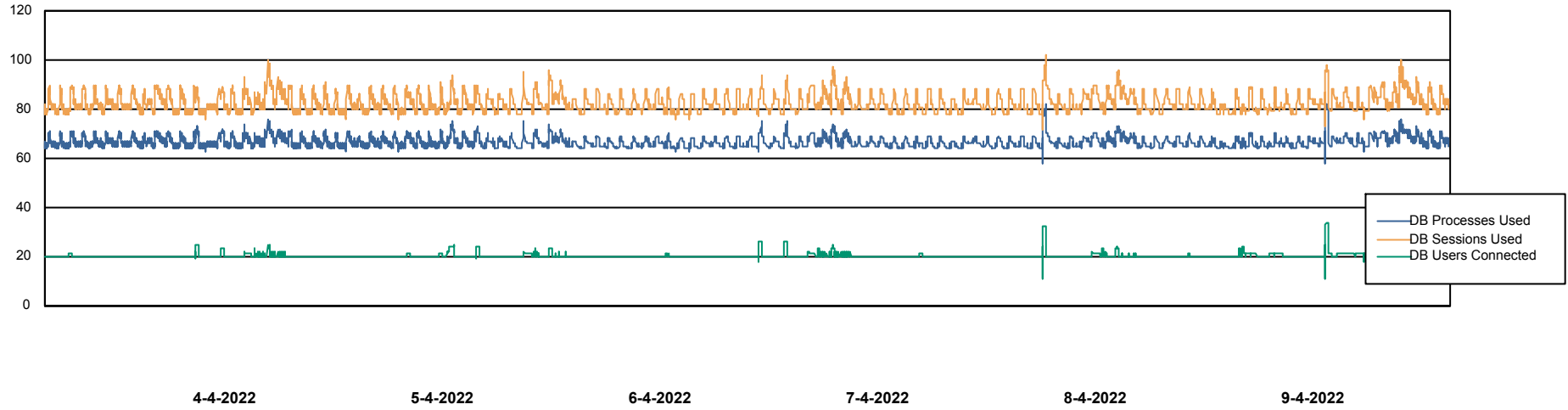
	Free disk space on C: (%)	Total disk space on C: (Gb)	Used disk space on C: (Gb)
9-4-2022	52	100	47
8-4-2022	53	100	47
7-4-2022	53	100	47
6-4-2022	53	100	47
5-4-2022	53	100	47
4-4-2022	53	100	47
3-4-2022	53	100	47

# Weekly SLA Customer Report

Customer BCM\_Production  
Database ID 81



## Database Performance BCMDB\_ABS1 Production Database

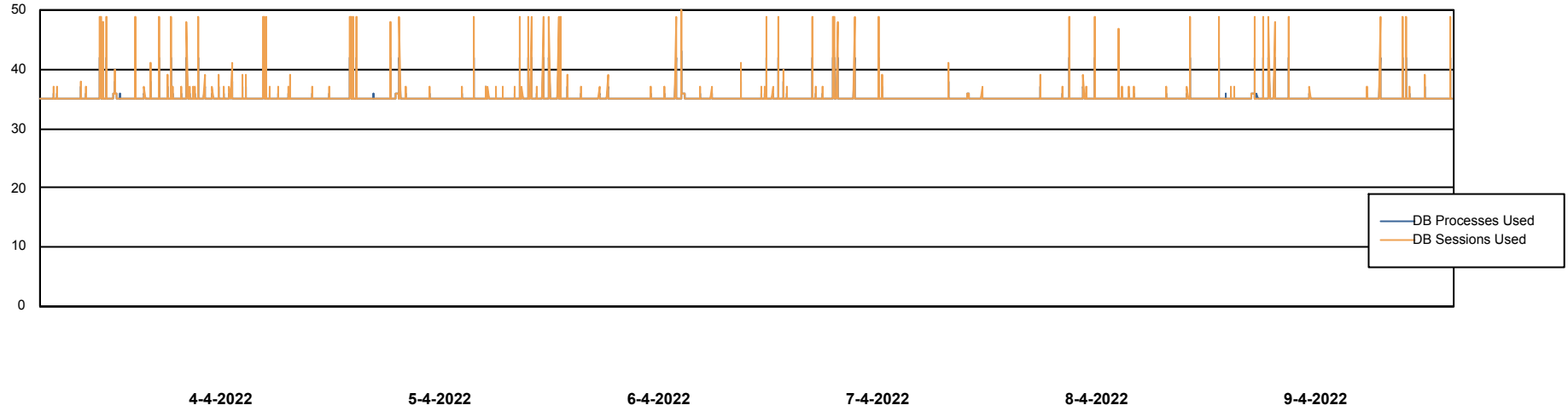


# Weekly SLA Customer Report

Customer BCM\_Production  
Database ID 81

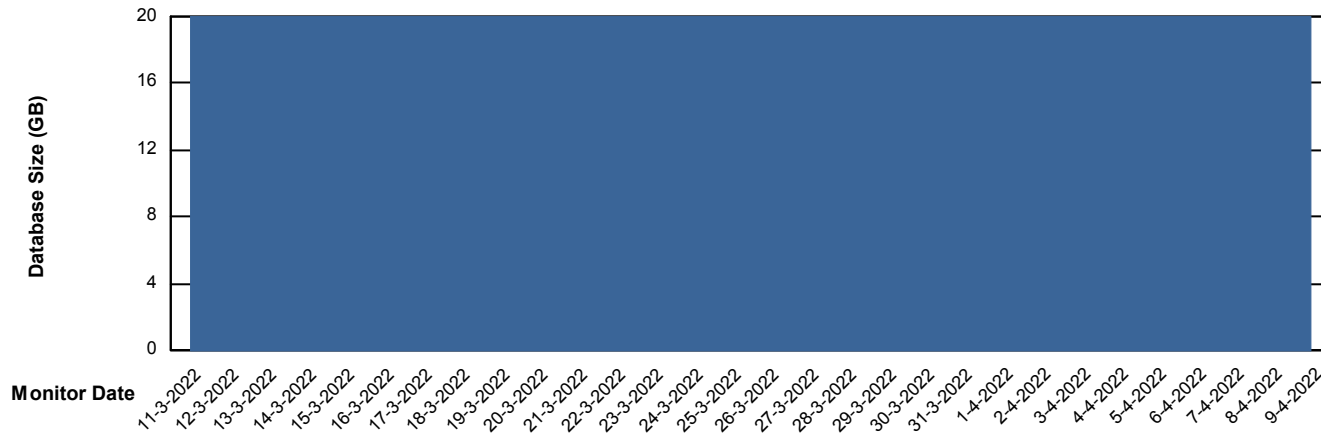


## Database Performance BCMDB\_ABS1SB Standby Database



## DATABASE SIZE BCMDB\_ABS1 Production Database

### Database growth over last month



# Weekly SLA Customer Report

Customer BCM\_Production  
 Database ID 81



Database Tablespace BCMDB\_ABS1 Production Database

Date	Tablespace Name	Filesize (Gb)	Usedsize (Gb)	Percentage free
9-4-2022	ABSDATA	8	5	37
	INDX	20	10	52
8-4-2022	ABSDATA	8	5	37
	INDX	20	10	52
7-4-2022	ABSDATA	8	5	37
	INDX	20	10	52
6-4-2022	ABSDATA	8	5	38
	INDX	20	10	52
5-4-2022	ABSDATA	8	5	38
	INDX	20	10	52
4-4-2022	ABSDATA	8	5	38
	INDX	20	10	52
3-4-2022	ABSDATA	8	5	38
	INDX	20	10	52

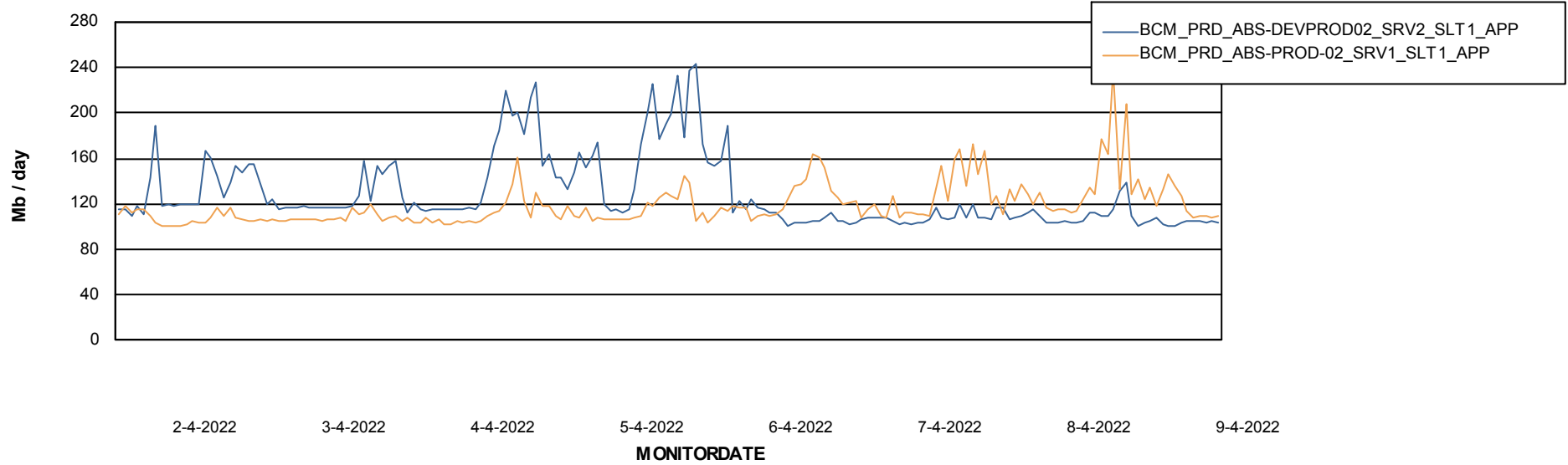
# Weekly SLA Customer Report

Customer BCM\_Production  
Database ID 81

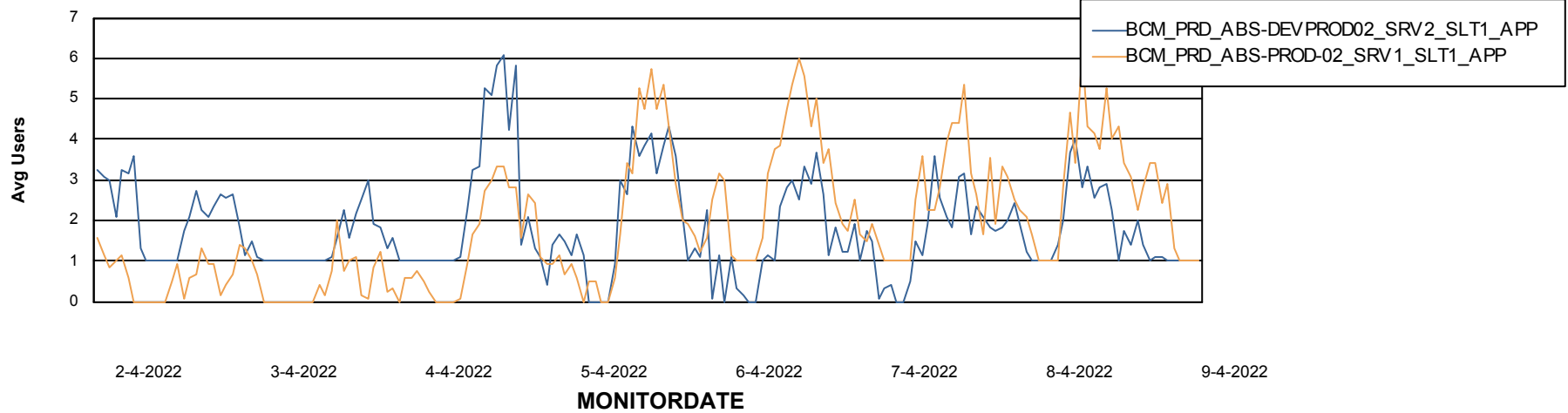


## ABSSolute Application Server Services

### Avg memory used per ABS Server Service



### Avg users per day per ABS server



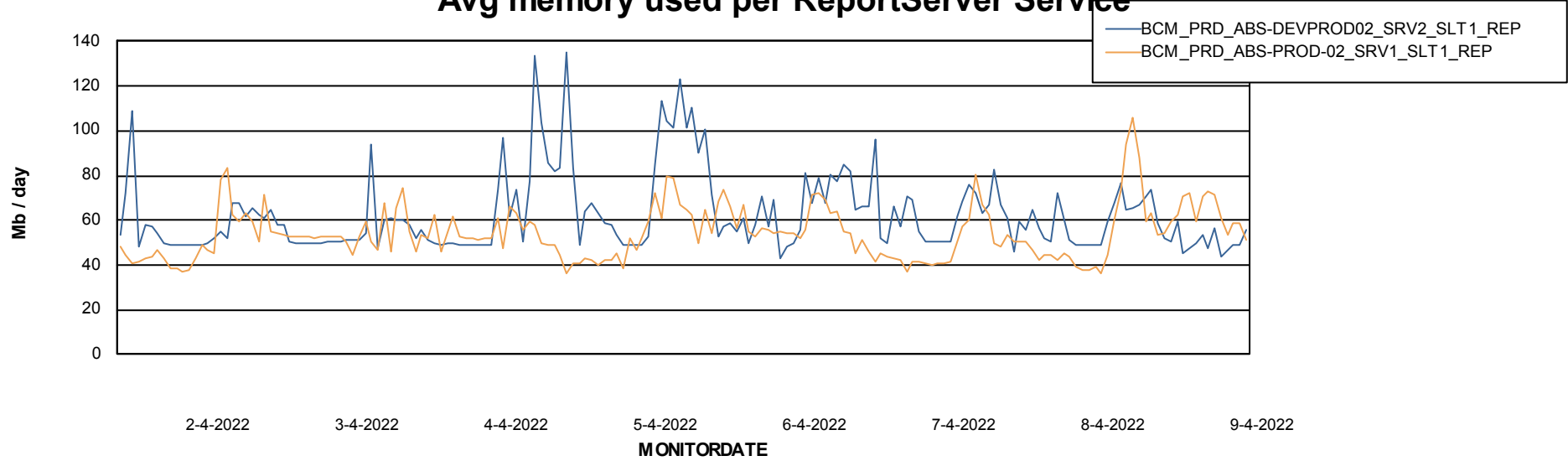
# Weekly SLA Customer Report

Customer BCM\_Production  
Database ID 81



## ABSSolute Application ReportServer Services

### Avg memory used per ReportServer Service



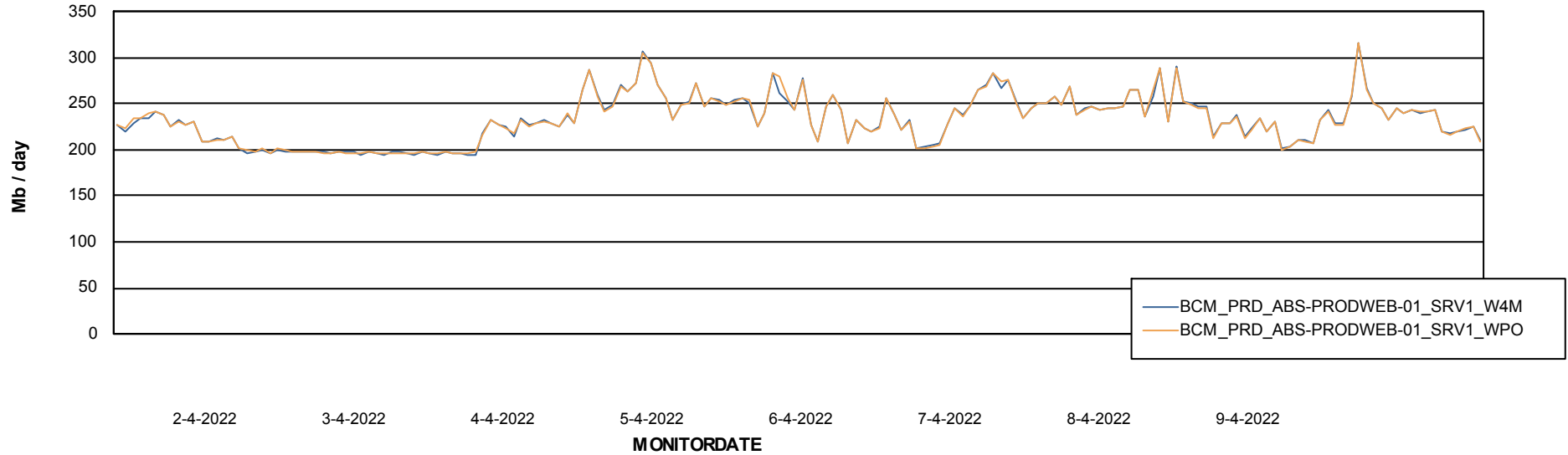
# Weekly SLA Customer Report

Customer BCM\_Production  
Database ID 81



## ABSolute Web Component Services

### Avg memory used per ABS Web component



# Weekly SLA Customer Report

Customer BCM\_Production  
Database ID 81



## Disaster per ABS component

