

Weekly SLA Customer Report

Customer SPI_Production
Database ID 49



Harddisk Usage SPI_PRD_ORACLE1

| | Free disk space on C: (%) | Total disk space on C: (Gb) | Used disk space on C: (Gb) | Free disk space on D: (%) | Total disk space on D: (Gb) | Used disk space on D: (Gb) |
|-----------|---------------------------|-----------------------------|----------------------------|---------------------------|-----------------------------|----------------------------|
| 2-4-2022 | 50 | 79 | 39 | 19 | 100 | 81 |
| 1-4-2022 | 50 | 79 | 40 | 19 | 100 | 81 |
| 31-3-2022 | 50 | 79 | 39 | 19 | 100 | 81 |
| 30-3-2022 | 50 | 79 | 40 | 20 | 100 | 80 |
| 29-3-2022 | 50 | 79 | 40 | 20 | 100 | 80 |
| 28-3-2022 | 50 | 79 | 40 | 21 | 100 | 79 |
| 27-3-2022 | 50 | 79 | 40 | 21 | 100 | 79 |

Harddisk Usage SPI_PRD_ORACLE2

| | Free disk space on C: (%) | Total disk space on C: (Gb) | Used disk space on C: (Gb) | Free disk space on D: (%) | Total disk space on D: (Gb) | Used disk space on D: (Gb) |
|-----------|---------------------------|-----------------------------|----------------------------|---------------------------|-----------------------------|----------------------------|
| 2-4-2022 | 51 | 79 | 39 | 35 | 150 | 98 |
| 1-4-2022 | 51 | 79 | 39 | 35 | 150 | 98 |
| 31-3-2022 | 51 | 79 | 39 | 35 | 150 | 97 |
| 30-3-2022 | 51 | 79 | 39 | 35 | 150 | 97 |
| 29-3-2022 | 51 | 79 | 39 | 36 | 150 | 96 |
| 28-3-2022 | 51 | 79 | 39 | 36 | 150 | 96 |
| 27-3-2022 | 51 | 79 | 39 | 36 | 150 | 95 |

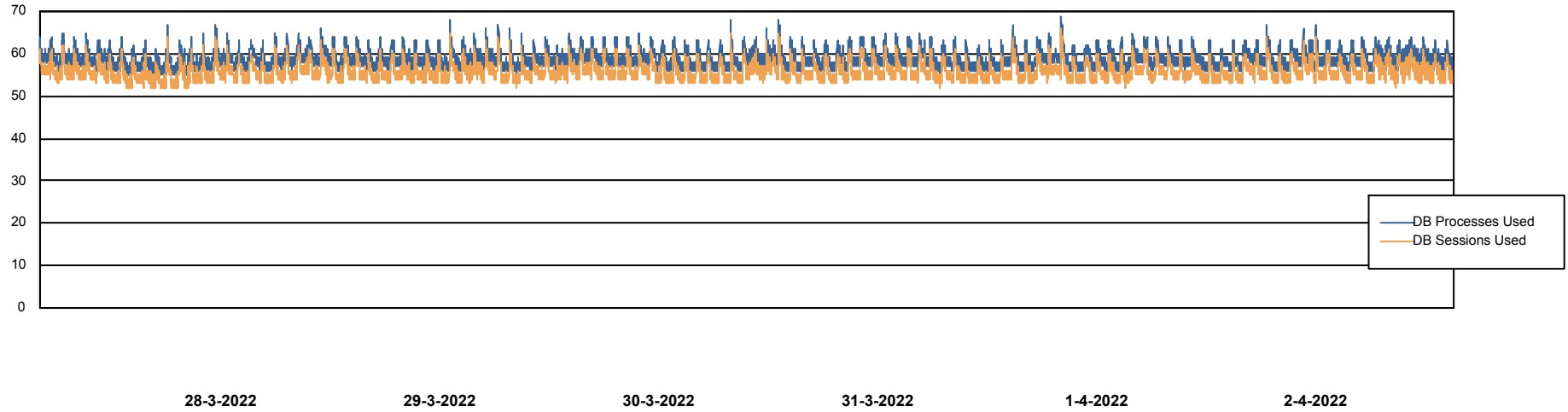
Weekly SLA Customer Report

Customer SPI_Production
Database ID 49



Database Performance SPIDB_Production

DB Processes Max 500



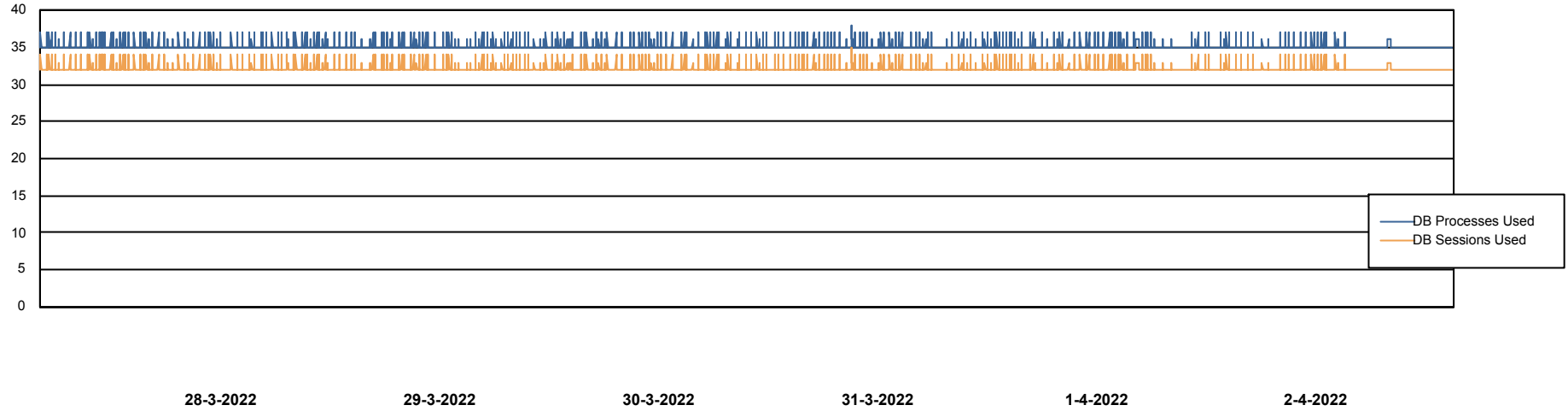
Weekly SLA Customer Report

Customer SPI_Production
Database ID 49



Database Performance SPIDB_Standby

DB Processes Max 500



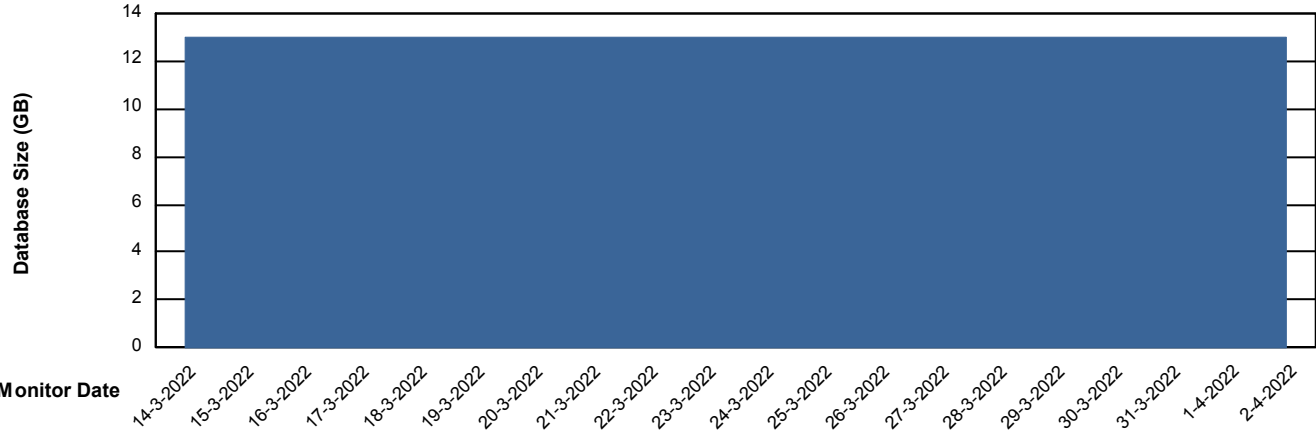
Weekly SLA Customer Report

Customer SPI_Production
 Database ID 49



DATABASE SIZE SPIDB_Production

Database growth over last month



Database Tablespace SPIDB_Production

| Date | Tablespace Name | Filesize (Gb) | Usedsize (Gb) | Percentage free |
|-----------|-----------------|---------------|---------------|-----------------|
| 2-4-2022 | ABSDATA | 5 | 2 | 52 |
| | INDX | 8 | 4 | 51 |
| 1-4-2022 | ABSDATA | 5 | 2 | 52 |
| | INDX | 8 | 4 | 51 |
| 31-3-2022 | ABSDATA | 5 | 2 | 52 |
| | INDX | 8 | 4 | 51 |
| 30-3-2022 | ABSDATA | 5 | 2 | 52 |
| | INDX | 8 | 4 | 51 |
| 29-3-2022 | ABSDATA | 5 | 2 | 52 |
| | INDX | 8 | 4 | 51 |
| 28-3-2022 | ABSDATA | 5 | 2 | 52 |
| | INDX | 8 | 4 | 51 |
| 27-3-2022 | ABSDATA | 5 | 2 | 52 |
| | INDX | 8 | 4 | 51 |

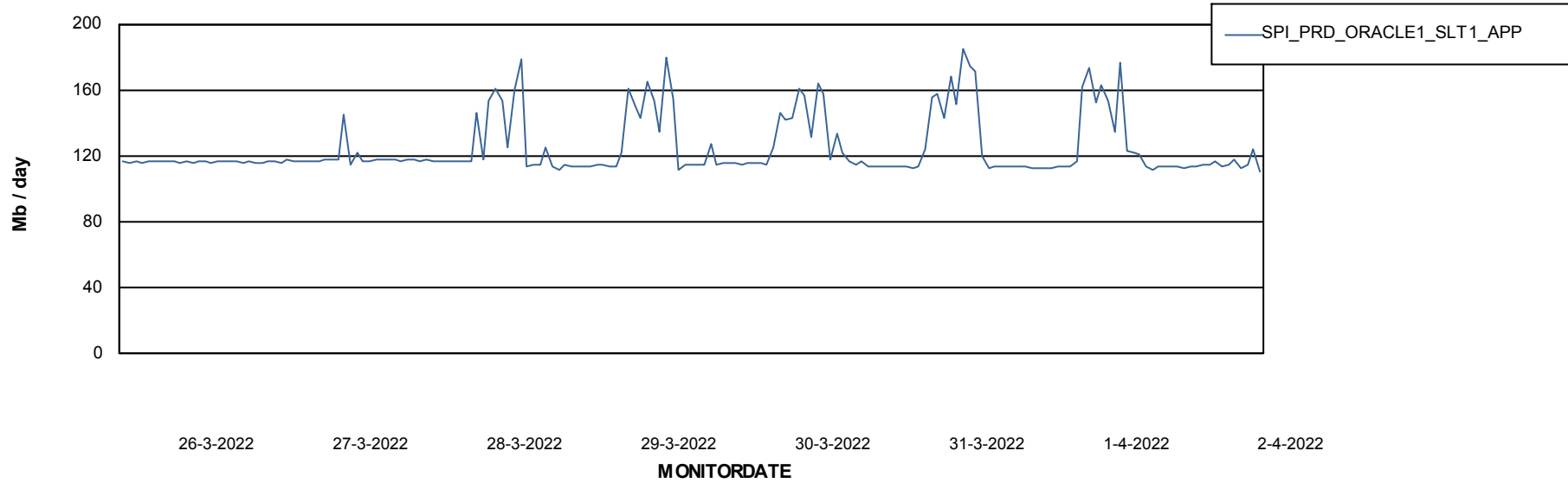
Weekly SLA Customer Report

Customer SPI_Production
Database ID 49

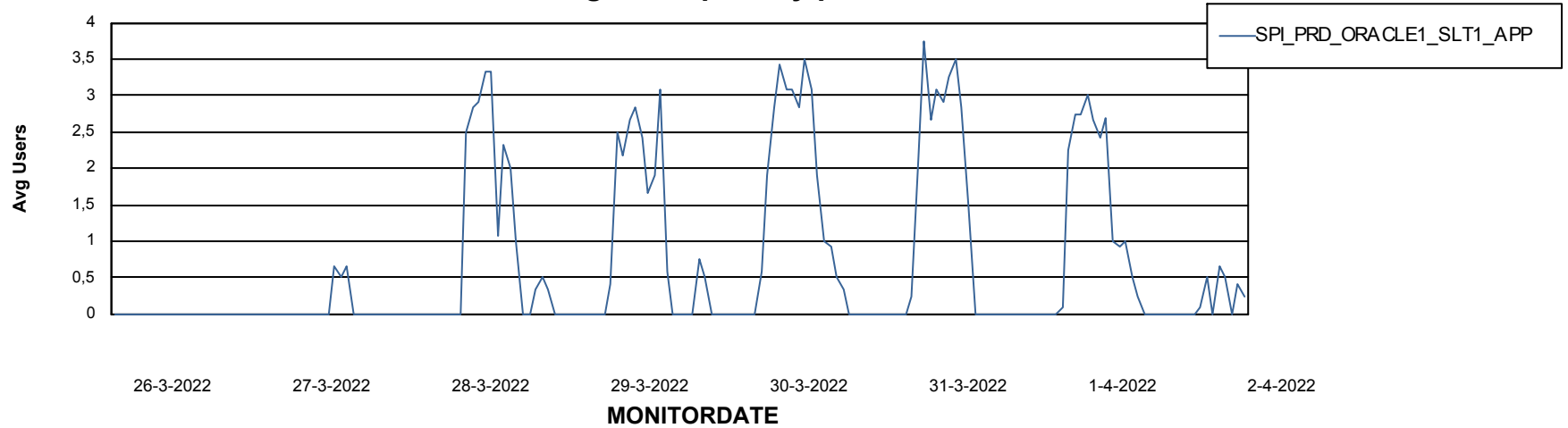


ABSSolute Application Server Services

Avg memory used per ABS Server Service



Avg users per day per ABS server



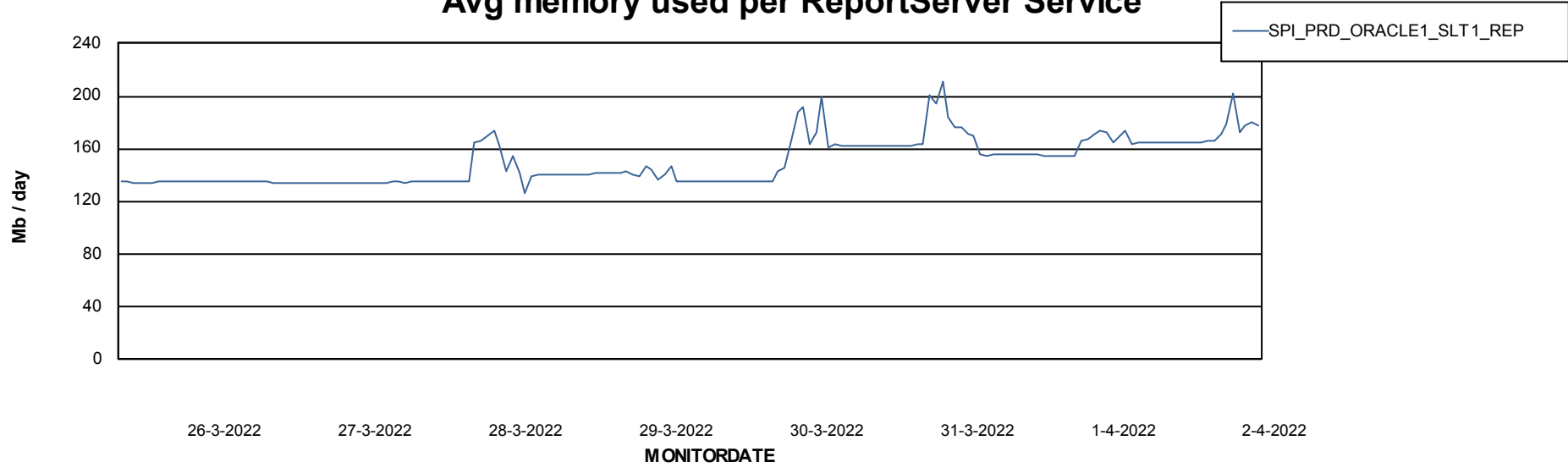
Weekly SLA Customer Report

Customer SPI_Production
Database ID 49



ABSSolute Application ReportServer Services

Avg memory used per ReportServer Service



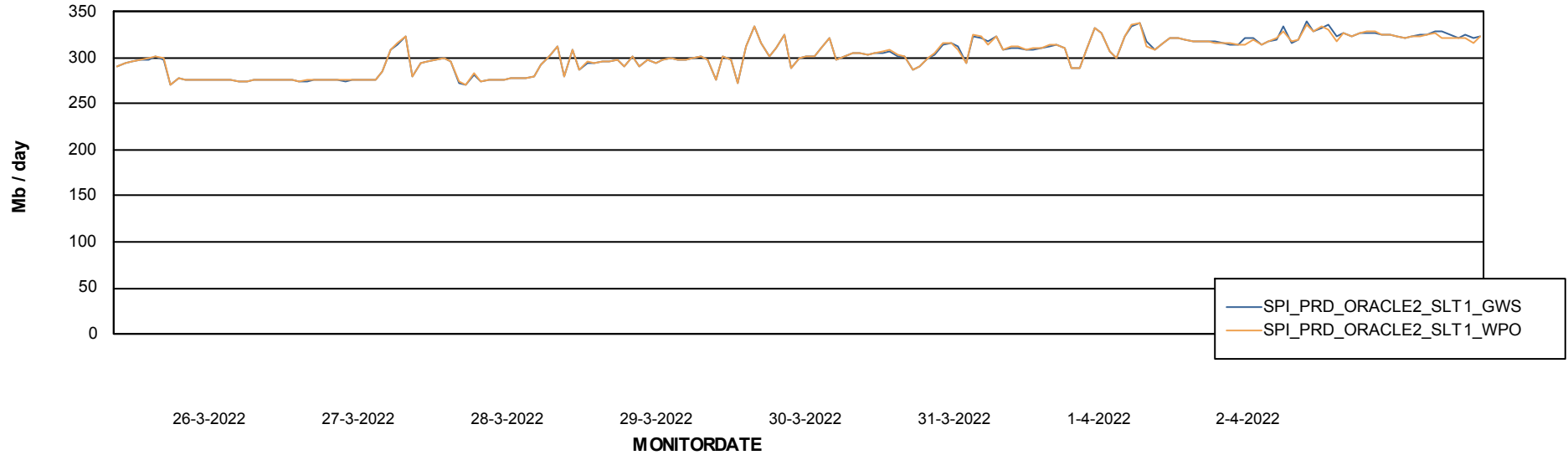
Weekly SLA Customer Report

Customer SPI_Production
Database ID 49



ABSSolute Web Component Services

Avg memory used per ABS Web component



Weekly SLA Customer Report

Customer SPI_Production
Database ID 49



Disaster per ABS component

