

Weekly SLA Customer Report

Customer PCO_Production (Bronze)
Database ID 44



Harddisk Usage PCO_PRD_ORACLE1

	Free disk space on C: (%)	Total disk space on C: (Gb)	Used disk space on C: (Gb)	Free disk space on D: (%)	Total disk space on D: (Gb)	Used disk space on D: (Gb)
2-4-2022	25	447	333	44	1,676	934
1-4-2022	25	447	333	45	1,676	920
31-3-2022	25	447	333	46	1,676	913
30-3-2022	25	447	333	46	1,676	913
29-3-2022	25	447	333	46	1,676	913
28-3-2022	25	447	333	46	1,676	913
27-3-2022	25	447	333	46	1,676	913

Harddisk Usage PCO_PRD_ORACLE2

	Free disk space on C: (%)	Total disk space on C: (Gb)	Used disk space on C: (Gb)	Free disk space on D: (%)	Total disk space on D: (Gb)	Used disk space on D: (Gb)
2-4-2022	51	279	136	21	838	662
1-4-2022	51	279	135	21	838	661
31-3-2022	51	279	135	21	838	662
30-3-2022	51	279	135	21	838	661
29-3-2022	51	279	135	21	838	661
28-3-2022	51	279	135	21	838	661
27-3-2022	51	279	135	21	838	661

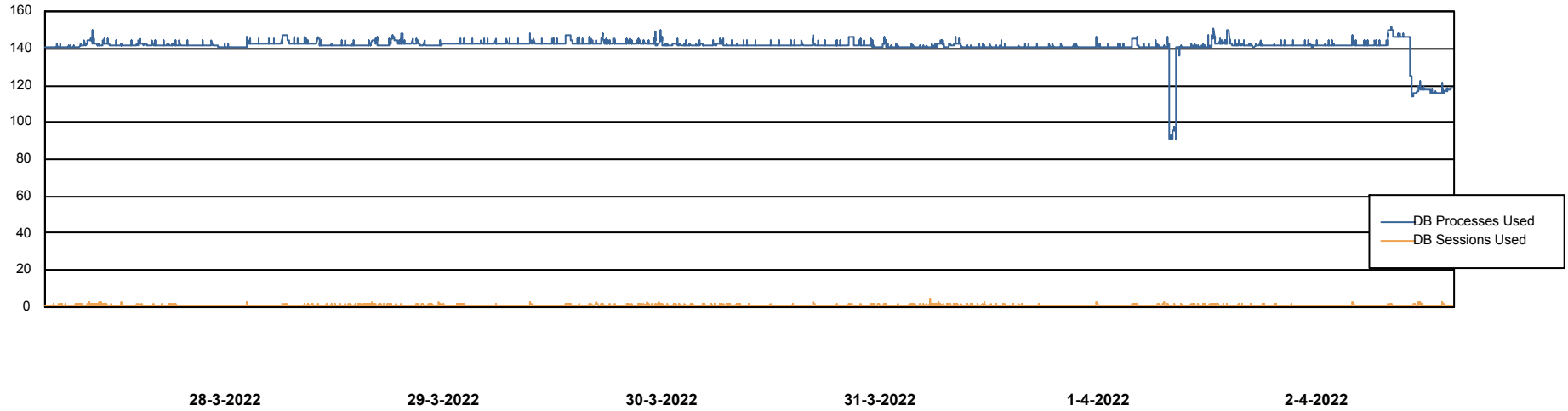
Weekly SLA Customer Report

Customer PCO_Production (Bronze)
Database ID 44



Database Performance PCODB_Production

DB Processes Max 350



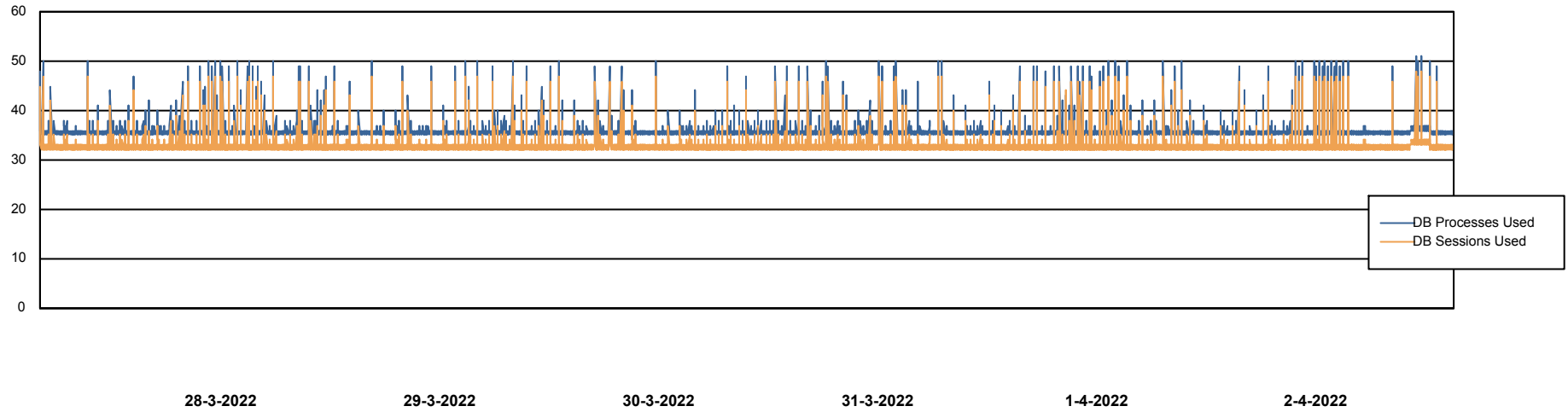
Weekly SLA Customer Report

Customer PCO_Production (Bronze)
Database ID 44



Database Performance PCODB_Standby

DB Processes Max 350



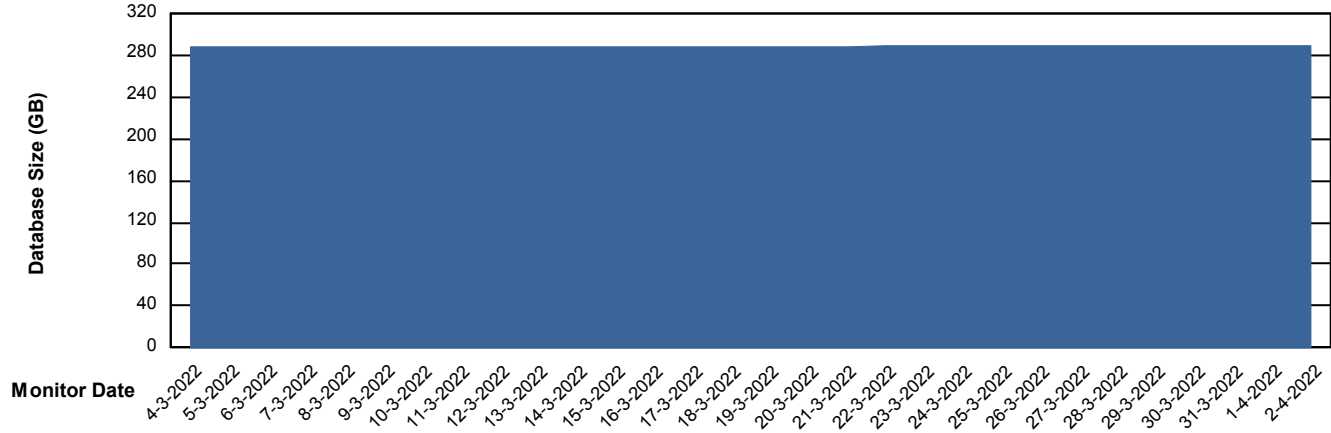
Weekly SLA Customer Report

Customer PCO_Production (Bronze)
 Database ID 44



DATABASE SIZE PCODB_Production

Database growth over last month



Database Tablespace PCODB_Production

Date	Tablespace Name	Filesize (Gb)	Usedsize (Gb)	Percentage free
2-4-2022	ABSDATA	238	111	53
	INDX	329	176	46
1-4-2022	ABSDATA	238	111	53
	INDX	329	176	46
31-3-2022	ABSDATA	238	111	53
	INDX	329	176	46
30-3-2022	ABSDATA	238	111	53
	INDX	329	176	46
29-3-2022	ABSDATA	238	111	53
	INDX	329	176	46
28-3-2022	ABSDATA	238	111	53
	INDX	329	176	46
27-3-2022	ABSDATA	238	111	53
	INDX	329	176	46