

# Weekly SLA Customer Report

Customer LLG\_Production  
Database ID 53



## Harddisk Usage LLG\_PRD\_APP01

	Free disk space on C: (%)	Total disk space on C: (Gb)	Used disk space on C: (Gb)	Free disk space on D: (%)	Total disk space on D: (Gb)	Used disk space on D: (Gb)
2-4-2022	31	200	138	96	200	7
1-4-2022	31	200	137	96	200	7
31-3-2022	31	200	137	96	200	7
30-3-2022	31	200	137	96	200	7
29-3-2022	31	200	137	96	200	7
28-3-2022	32	200	137	96	200	7
27-3-2022	32	200	136	96	200	7

## Harddisk Usage LLG\_PRD\_APP02

	Free disk space on C: (%)	Total disk space on C: (Gb)	Used disk space on C: (Gb)	Free disk space on D: (%)	Total disk space on D: (Gb)	Used disk space on D: (Gb)
2-4-2022	59	200	81	92	200	15
1-4-2022	59	200	81	92	200	15
31-3-2022	59	200	81	92	200	15
30-3-2022	59	200	81	92	200	15
29-3-2022	59	200	81	92	200	15
28-3-2022	59	200	81	92	200	15
27-3-2022	59	200	81	92	200	15

# Weekly SLA Customer Report

Customer LLG\_Production  
Database ID 53



## Harddisk Usage LLG\_PRD\_BI02

	Free disk space on C: (%)	Total disk space on C: (Gb)	Used disk space on C: (Gb)	Free disk space on D: (%)	Total disk space on D: (Gb)	Used disk space on D: (Gb)
2-4-2022	60	150	61	51	685	333
1-4-2022	60	150	61	51	685	332
31-3-2022	60	150	61	52	685	332
30-3-2022	60	150	61	52	685	332
29-3-2022	60	150	61	52	685	332
28-3-2022	60	150	61	52	685	332
27-3-2022	60	150	61	52	685	327

## Harddisk Usage LLG\_PRD\_ORS01

	Free disk space on C: (%)	Total disk space on C: (Gb)	Used disk space on C: (Gb)	Free disk space on D: (%)	Total disk space on D: (Gb)	Used disk space on D: (Gb)	Free disk space on E: (%)	Total disk space on E: (Gb)	Used disk space on E: (Gb)
2-4-2022	84	279	46	58	928	388	48	749	391
1-4-2022	84	279	46	58	928	389	48	749	388
31-3-2022	84	279	46	58	928	389	43	749	426
30-3-2022	84	279	46	58	928	389	45	749	413
29-3-2022	84	279	46	58	928	389	48	749	387
28-3-2022	84	279	46	58	928	389	44	749	422
27-3-2022	84	279	46	58	928	388	51	749	364

# Weekly SLA Customer Report

Customer LLG\_Production  
Database ID 53



## Harddisk Usage LLG\_PRD\_ORO2

	Free disk space on C: (%)	Total disk space on C: (Gb)	Used disk space on C: (Gb)	Free disk space on D: (%)	Total disk space on D: (Gb)	Used disk space on D: (Gb)	Free disk space on E: (%)	Total disk space on E: (Gb)	Used disk space on E: (Gb)
2-4-2022	87	279	36	88	1,117	131	93	559	38
1-4-2022	87	279	36	88	1,117	131	93	559	38
31-3-2022	87	279	36	88	1,117	131	93	559	38
30-3-2022	87	279	36	88	1,117	131	93	559	38
29-3-2022	87	279	36	88	1,117	131	93	559	38
28-3-2022	87	279	36	88	1,117	131	93	559	38
27-3-2022	87	279	36	88	1,117	131	93	559	38

## Harddisk Usage LLG\_PRD\_TS2

	Free disk space on C: (%)	Total disk space on C: (Gb)	Used disk space on C: (Gb)	Free disk space on D: (%)	Total disk space on D: (Gb)	Used disk space on D: (Gb)	Free disk space on E: (%)	Total disk space on E: (Gb)	Used disk space on E: (Gb)
2-4-2022	23	279	215	63	993	365	58	684	284
1-4-2022	23	279	215	63	993	365	58	684	284
31-3-2022	23	279	215	63	993	365	59	684	284
30-3-2022	23	279	215	63	993	365	59	684	283
29-3-2022	23	279	215	63	993	365	58	684	284
28-3-2022	23	279	215	63	993	365	52	684	331
27-3-2022	23	279	215	63	993	365	58	684	284

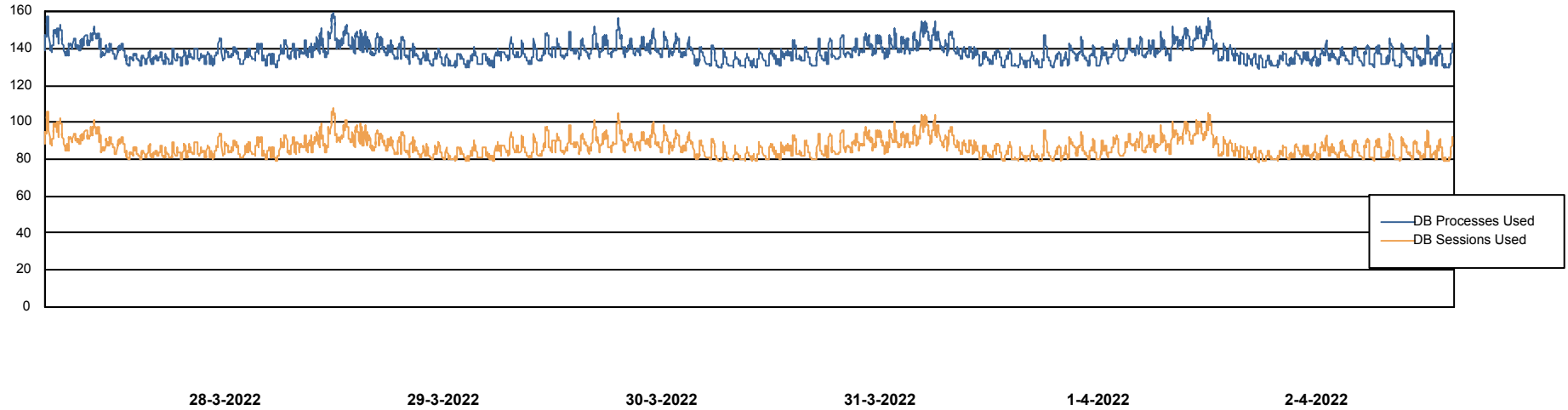
# Weekly SLA Customer Report

Customer LLG\_Production  
Database ID 53



## Database Performance LLGDB\_Production

DB Processes Max 300  
DB Sessions Max 4



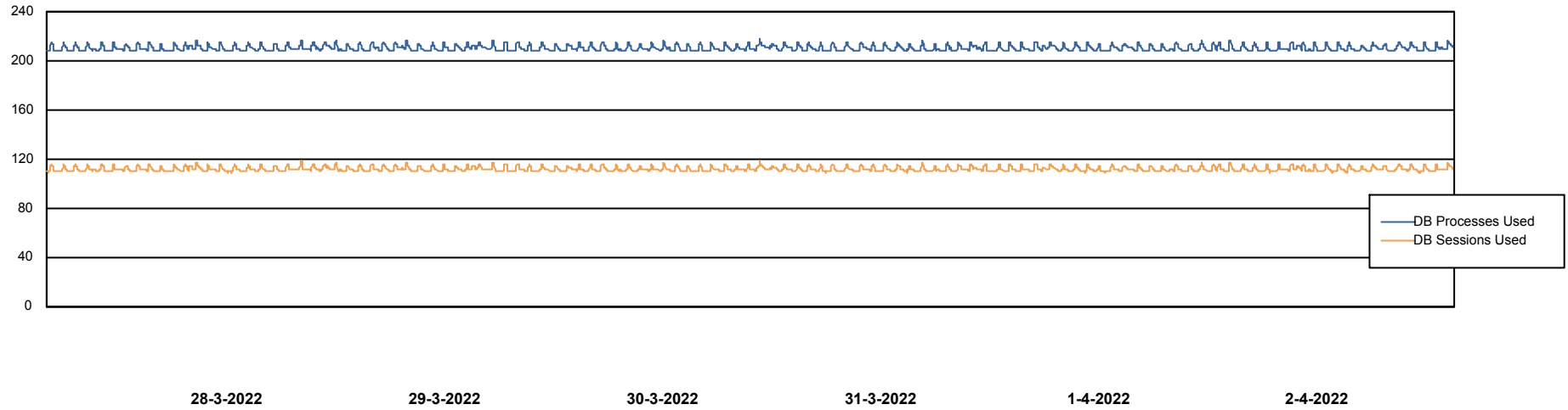
# Weekly SLA Customer Report

Customer LLG\_Production  
Database ID 53



## Database Performance LLGDB\_Standby\_TS2

DB Processes Max 300  
DB Processes Max 4  
DB Processes Max 0



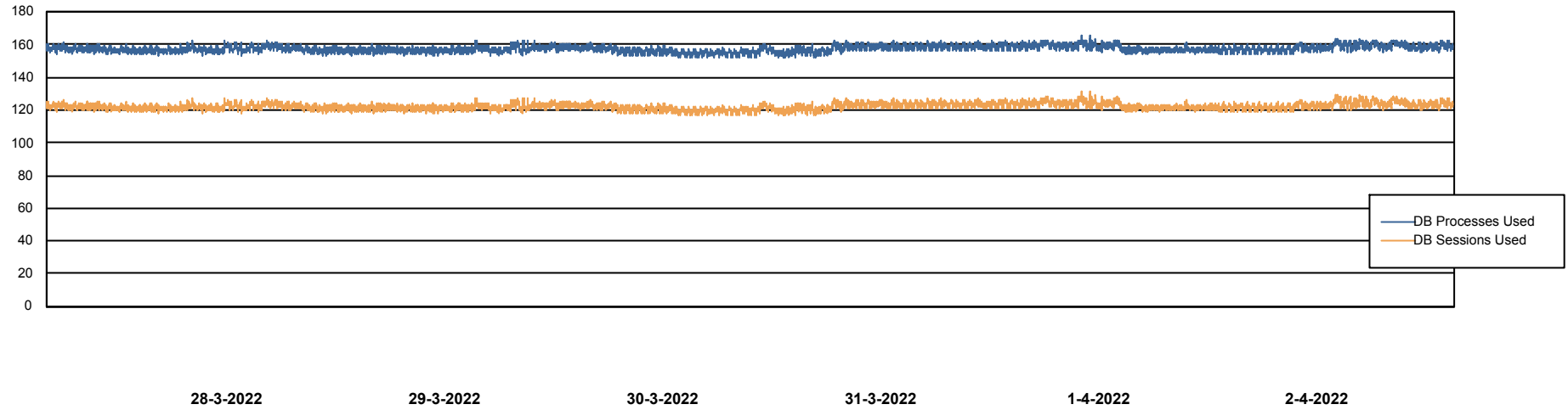
# Weekly SLA Customer Report

Customer LLG\_Production  
Database ID 53



Database Performance LLGDBBI\_Production

DB Processes Max 1,000



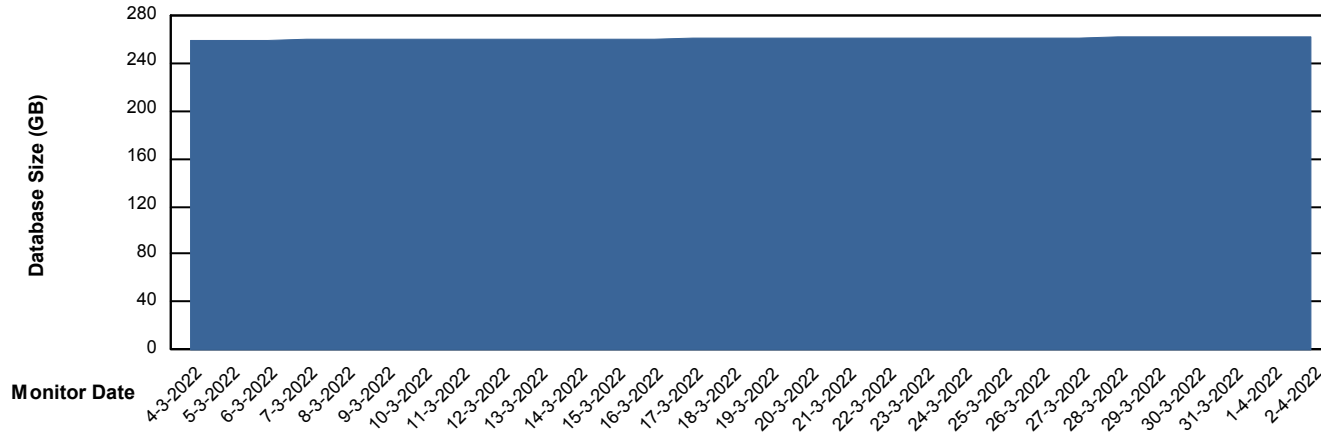
# Weekly SLA Customer Report

Customer LLG\_Production  
Database ID 53



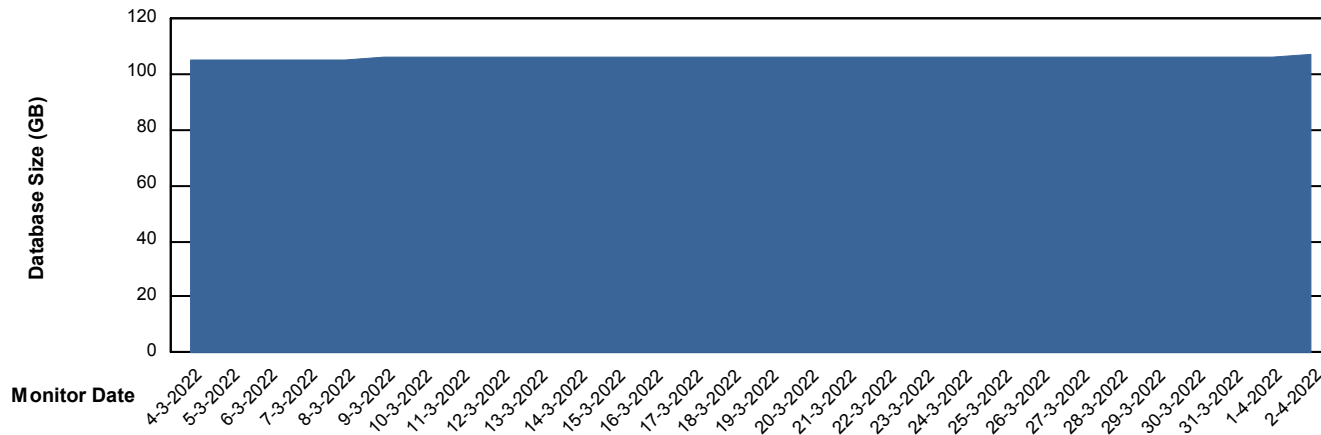
DATABASE SIZE LLGDB\_Production

### Database growth over last month



DATABASE SIZE LLGDBBI\_Production

### Database growth over last month



# Weekly SLA Customer Report

Customer LLG\_Production  
 Database ID 53



Database Tablespace LLGDB\_Production

Date	Tablespace Name	Filesize (Gb)	Usedsize (Gb)	Percentage free
2-4-2022	ABSDATA	156	103	34
	INDX	181	149	18
1-4-2022	ABSDATA	156	103	34
	INDX	181	149	18
31-3-2022	ABSDATA	156	103	34
	INDX	181	149	18
30-3-2022	ABSDATA	156	103	34
	INDX	181	149	18
29-3-2022	ABSDATA	156	103	34
	INDX	181	149	18
28-3-2022	ABSDATA	156	103	34
	INDX	181	149	18
27-3-2022	ABSDATA	156	103	34
	INDX	181	149	18

# Weekly SLA Customer Report

Customer LLG\_Production  
 Database ID 53



Database Tablespace LLGDBBI\_Production

Date	Tablespace Name	Filesize (Gb)	Usedsize (Gb)	Percentage free
2-4-2022	ABSDATA	100	48	52
	INDX	120	52	56
1-4-2022	ABSDATA	100	48	52
	INDX	120	52	56
31-3-2022	ABSDATA	100	48	52
	INDX	120	52	56
30-3-2022	ABSDATA	100	48	52
	INDX	120	52	56
29-3-2022	ABSDATA	100	48	52
	INDX	120	52	56
28-3-2022	ABSDATA	100	48	52
	INDX	120	52	56
27-3-2022	ABSDATA	100	48	52
	INDX	120	52	56

BI Status and last ETL error for LLGDBBI\_Production

	ma 28/3/2022	di 29/3/2022	wo 30/3/2022	do 31/3/2022	vr 1/4/2022	za 2/4/2022
<b>ABS DataWarehouse ETL Health</b>	OK	OK	OK	OK	OK	OK
<b>ABS DWHStaging ETL Health</b>	OK	OK	OK	OK	OK	OK

# Weekly SLA Customer Report

Customer LLG\_Production  
Database ID 53



BI last ETL error for	LLGDBBI_Production
za, 2-04-2022	None
wo, 30-03-2022	None
zo, 27-03-2022	None
vr, 1-04-2022	None
za, 2-04-2022	None
ma, 28-03-2022	None
ma, 28-03-2022	None
wo, 30-03-2022	None
do, 31-03-2022	None
di, 29-03-2022	None
zo, 27-03-2022	None
di, 29-03-2022	None
vr, 1-04-2022	None
do, 31-03-2022	None

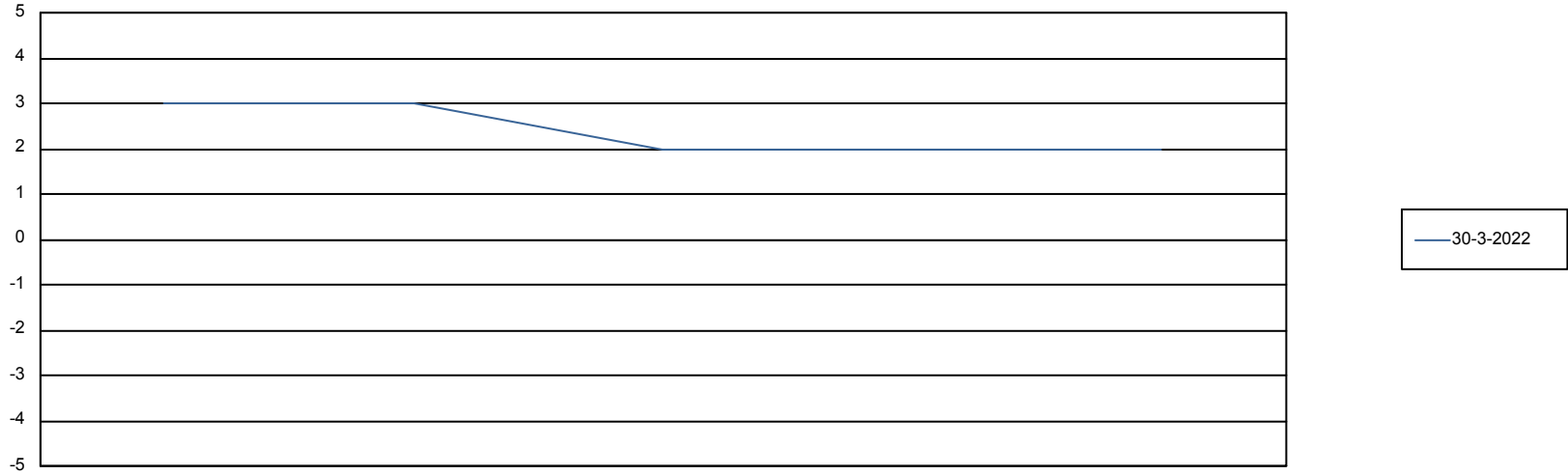
# Weekly SLA Customer Report

Customer LLG\_Production  
Database ID 53



Standby Database Health LLG\_Production

## Recovery lag for last 7 days



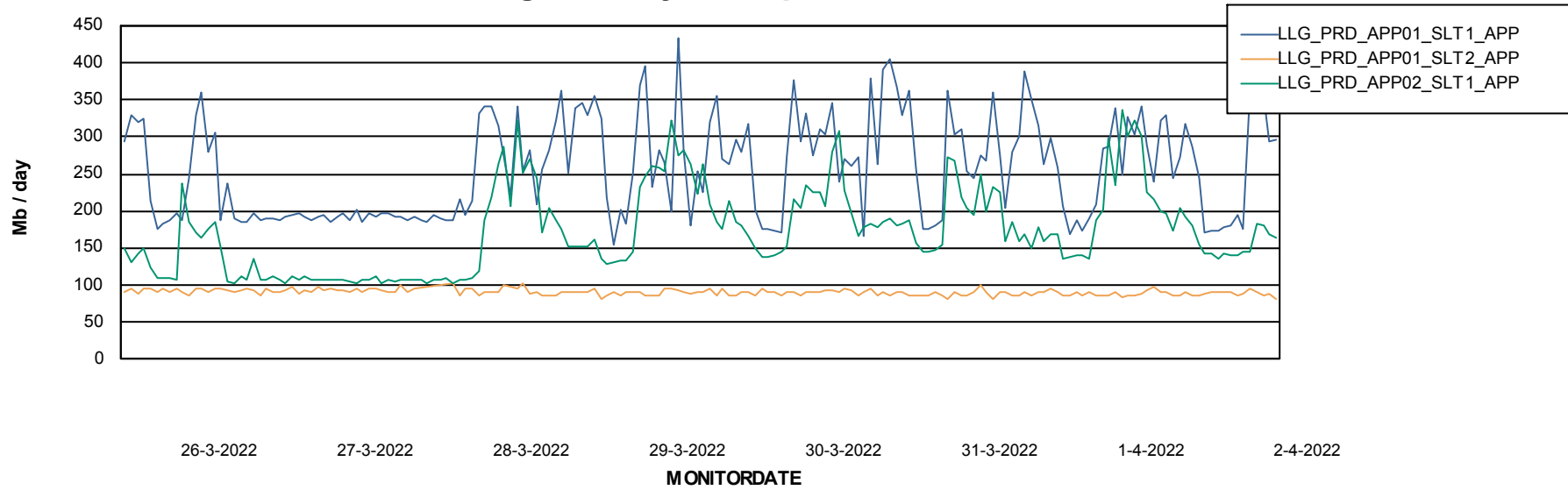
# Weekly SLA Customer Report

Customer LLG\_Production  
Database ID 53



## ABSSolute Application Server Services

### Avg memory used per ABS Server Service



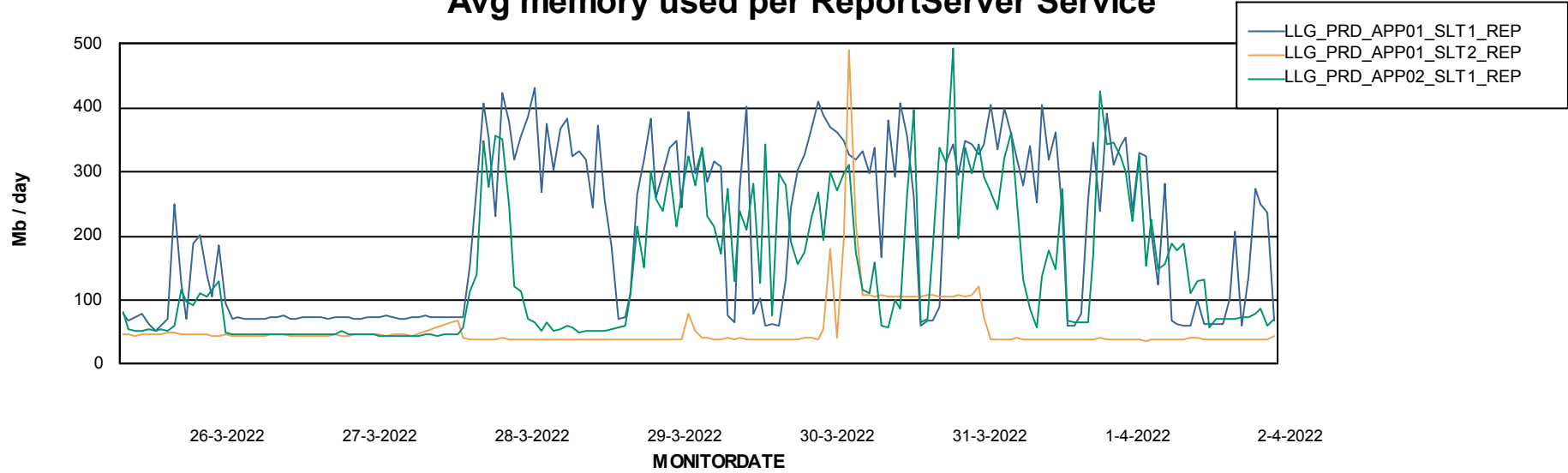
# Weekly SLA Customer Report

Customer LLG\_Production  
Database ID 53

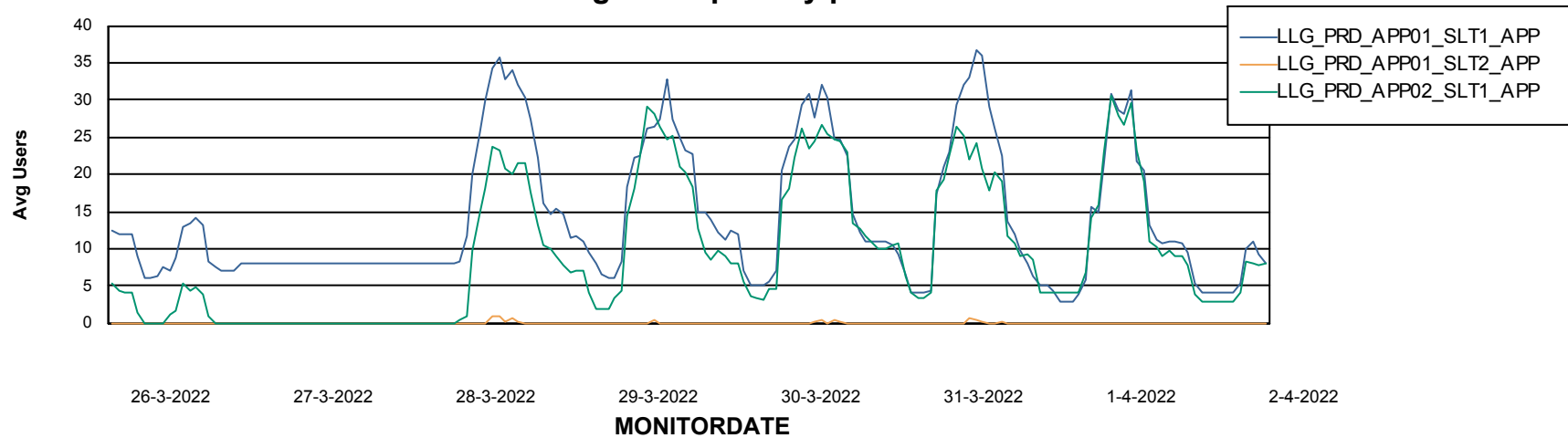


## ABSSolute Application Server Services

### Avg memory used per ReportServer Service



### Avg users per day per ABS server



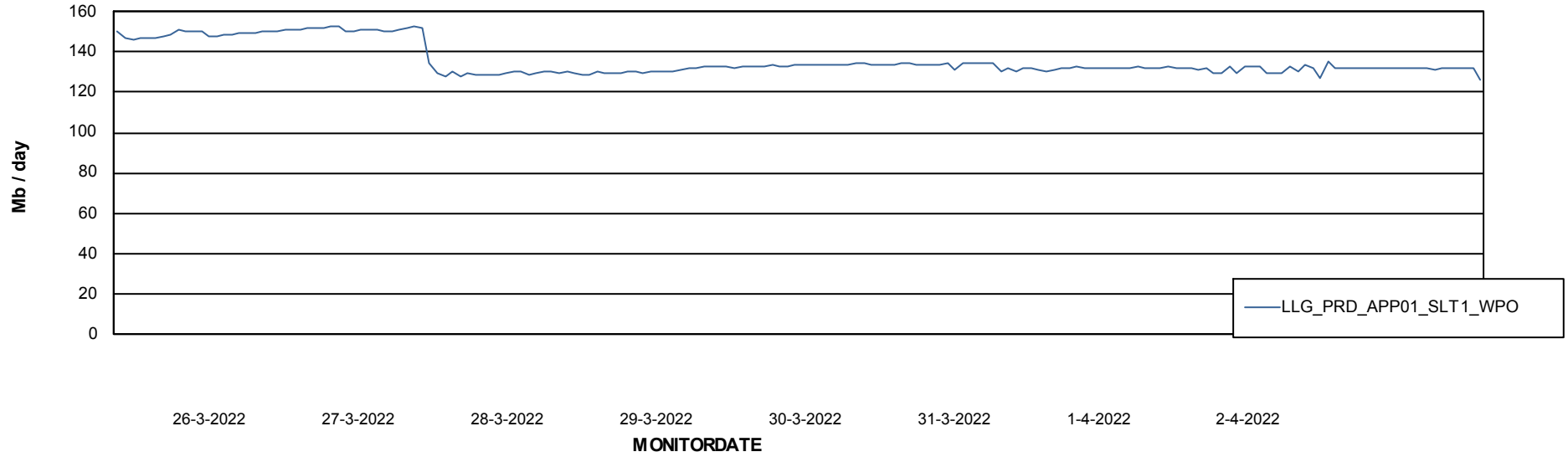
# Weekly SLA Customer Report

Customer LLG\_Production  
Database ID 53



## ABSSolute Application Server Services

### Avg memory used per ABS Web component



# Weekly SLA Customer Report

Customer LLG\_Production  
Database ID 53



## Disaster per ABS component

