

Weekly SLA Customer Report

Customer KLA_Production
 Database ID 65



Harddisk Usage KLA_PRD_KLAHQORA03

	Free disk space on C: (%)	Total disk space on C: (Gb)	Used disk space on C: (Gb)	Free disk space on D: (%)	Total disk space on D: (Gb)	Used disk space on D: (Gb)
2-4-2022	30	150	105	60	250	100
1-4-2022	30	150	104	60	250	100
31-3-2022	31	150	104	60	250	100
30-3-2022	31	150	104	60	250	100
29-3-2022	31	150	104	60	250	100
28-3-2022	31	150	104	60	250	99
27-3-2022	31	150	104	60	250	100

Harddisk Usage KLA_PRD_KLAHQWEB02

	Free disk space on C: (%)	Total disk space on C: (Gb)	Used disk space on C: (Gb)
2-4-2022	51	39	19
1-4-2022	51	39	19

Weekly SLA Customer Report

Customer KLA_Production
 Database ID 65



Harddisk Usage KLA_STB_KLAHQORA04

	Free disk space on C: (%)	Total disk space on C: (Gb)	Used disk space on C: (Gb)	Free disk space on D: (%)	Total disk space on D: (Gb)	Used disk space on D: (Gb)
2-4-2022	46	250	135	33	200	134
1-4-2022	46	250	135	33	200	134
31-3-2022	46	250	135	33	200	134
30-3-2022	46	250	135	33	200	135
29-3-2022	46	250	135	33	200	134
28-3-2022	46	250	135	33	200	134
27-3-2022	46	250	135	33	200	134

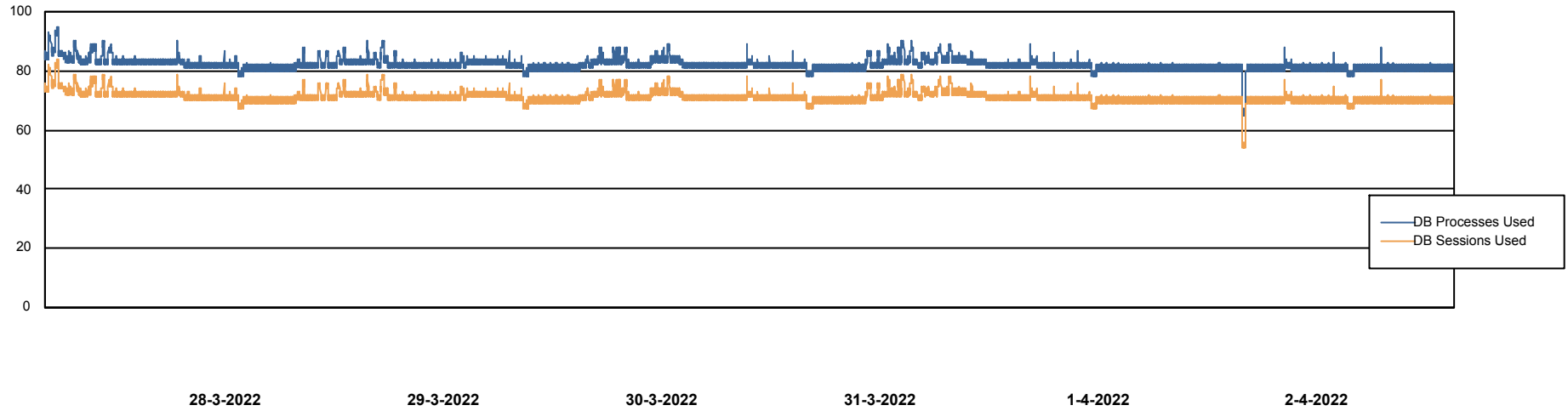
Weekly SLA Customer Report

Customer KLA_Production
Database ID 65



Database Performance KLA_PRD_KLAHQORA03_DB

DB Processes Max 1,000



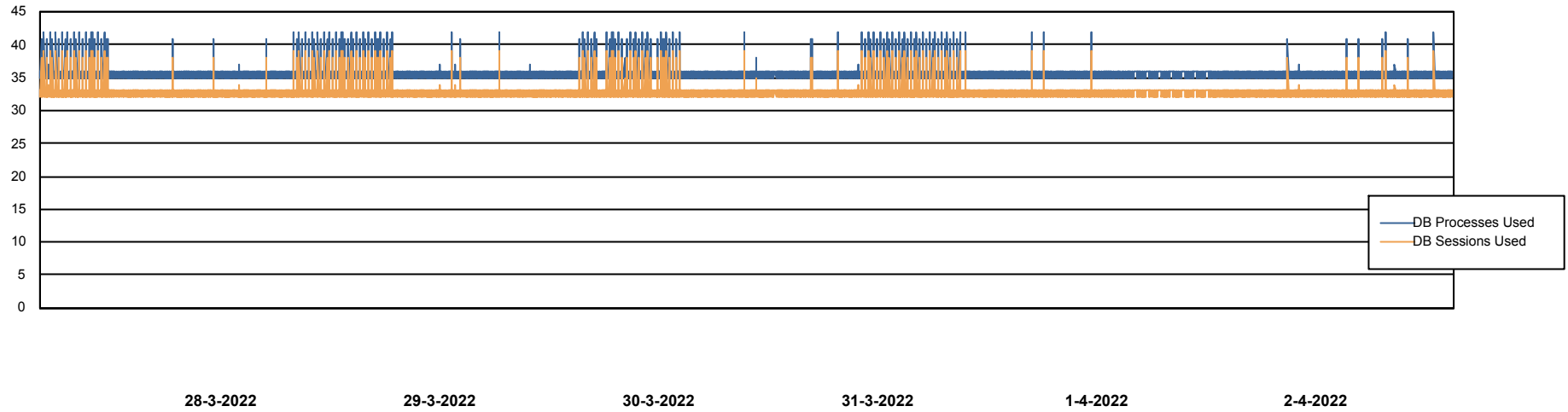
Weekly SLA Customer Report

Customer KLA_Production
Database ID 65



Database Performance KLA_STB_KLAHQORA04_DB

DB Processes Max 1,000



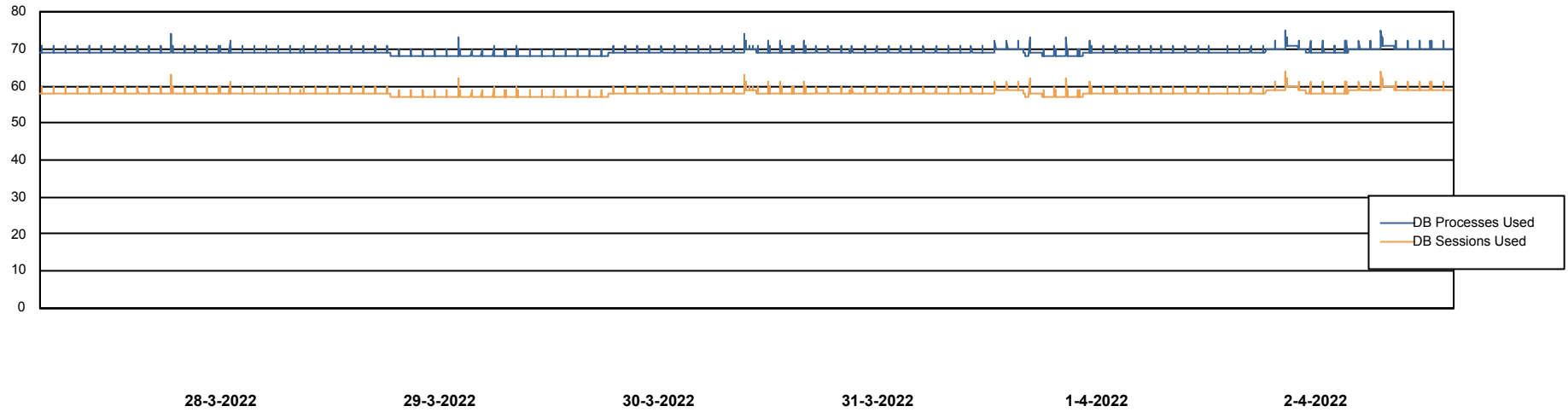
Weekly SLA Customer Report

Customer KLA_Production
Database ID 65



Database Performance KLA_TST_KLAHQORA04_DB

DB Processes Max 1,000



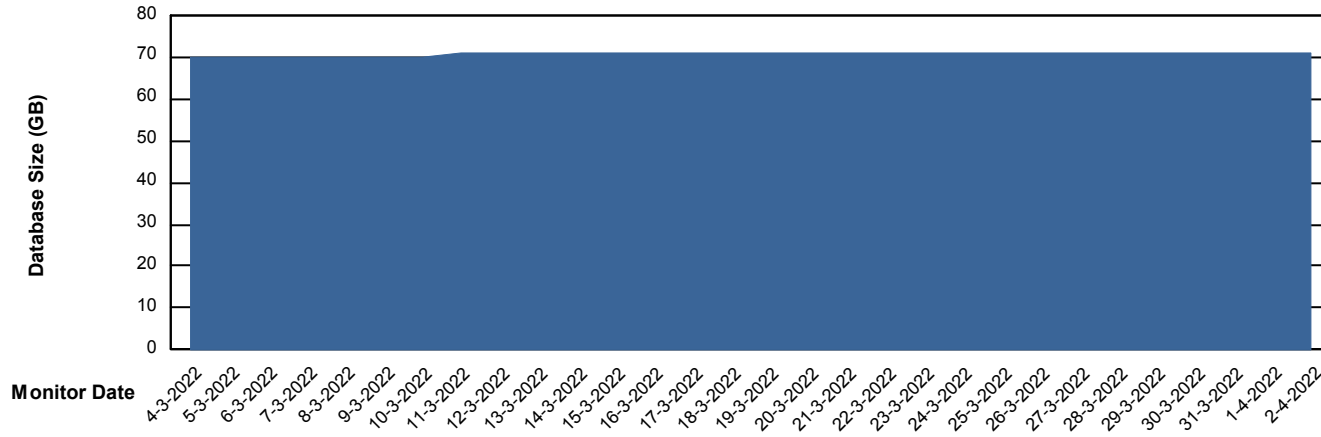
Weekly SLA Customer Report

Customer KLA_Production
Database ID 65



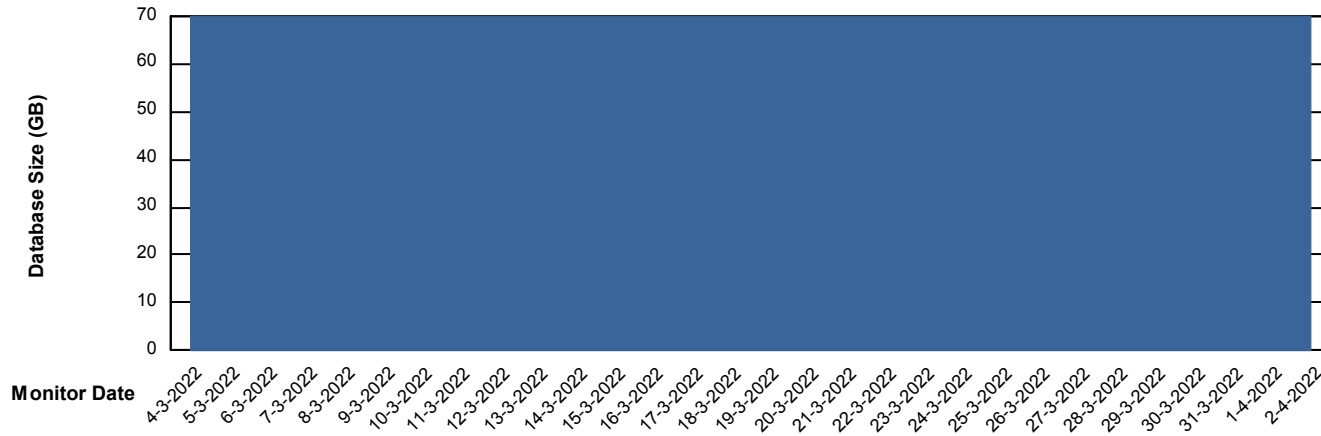
DATABASE SIZE KLA_PRD_KLAHQORA03_DB

Database growth over last month



DATABASE SIZE KLA_TST_KLAHQORA04_DB

Database growth over last month



Weekly SLA Customer Report

Customer KLA_Production
Database ID 65



Database Tablespace KLA_PRD_KLAHQORA03_DB

Date	Tablespace Name	Filesize (Gb)	Usedsize (Gb)	Percentage free
2-4-2022	ABSDATA	48	35	27
	INDX	40	32	19
1-4-2022	ABSDATA	48	35	27
	INDX	40	33	19
31-3-2022	ABSDATA	48	35	27
	INDX	40	33	19
30-3-2022	ABSDATA	48	35	27
	INDX	40	33	19
29-3-2022	ABSDATA	48	35	27
	INDX	40	33	19
28-3-2022	ABSDATA	48	35	27
	INDX	40	33	19
27-3-2022	ABSDATA	48	35	27
	INDX	40	32	19

Weekly SLA Customer Report

Customer KLA_Production
 Database ID 65

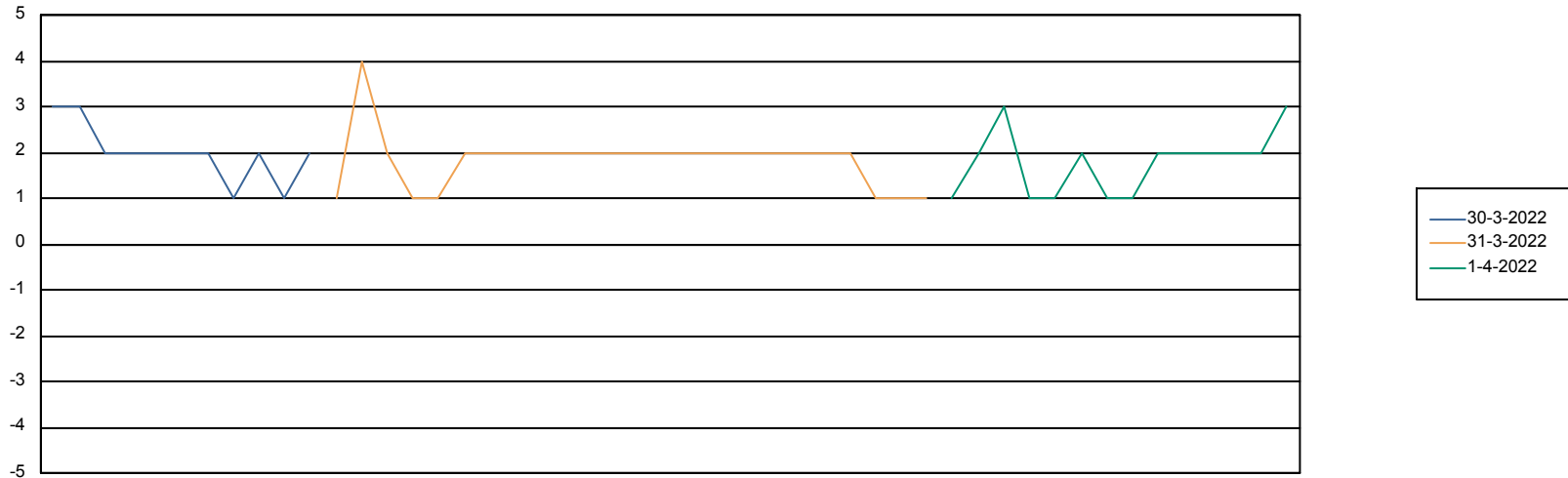


Database Tablespace KLA_TST_KLAHQORA04_DB

Date	Tablespace Name	Filesize (Gb)	Usedsize (Gb)	Percentage free
2-4-2022	ABSDATA	39	31	20
	INDX	31	24	22
1-4-2022	ABSDATA	39	31	20
	INDX	31	24	22
31-3-2022	ABSDATA	39	31	20
	INDX	31	24	22
30-3-2022	ABSDATA	39	31	20
	INDX	31	24	22
29-3-2022	ABSDATA	39	31	20
	INDX	31	24	22
28-3-2022	ABSDATA	39	31	20
	INDX	31	24	22
27-3-2022	ABSDATA	39	31	20
	INDX	31	24	22

Standby Database Health KLA_Production

Recovery lag for last 7 days



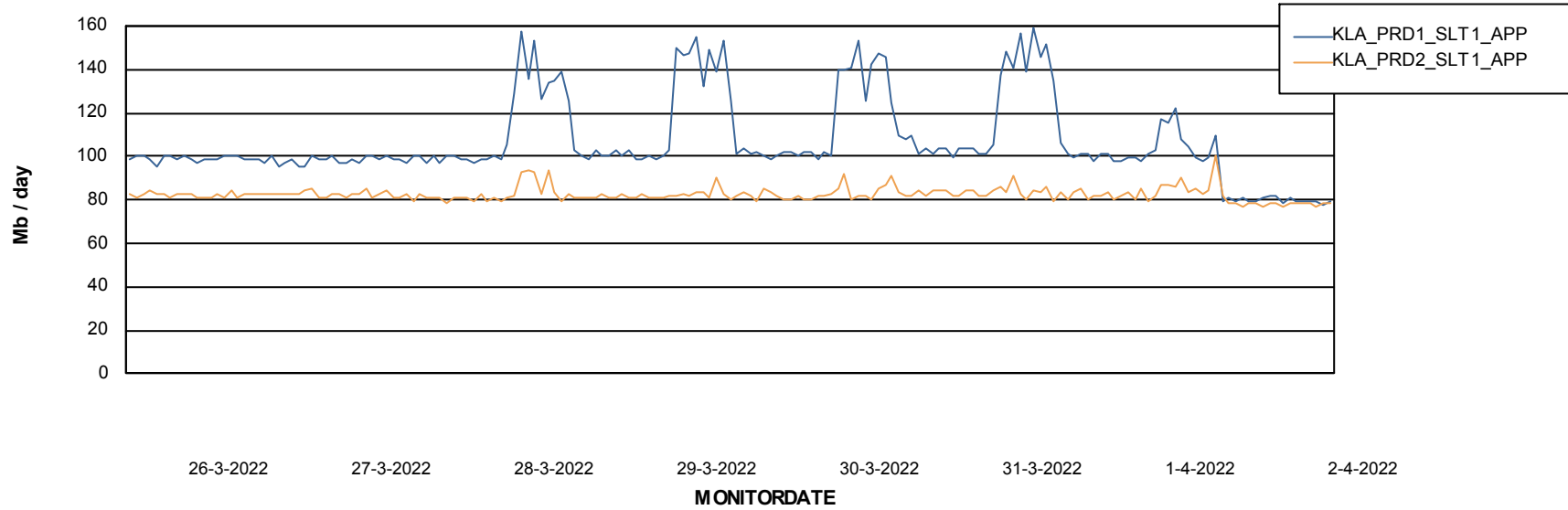
Weekly SLA Customer Report

Customer KLA_Production
Database ID 65

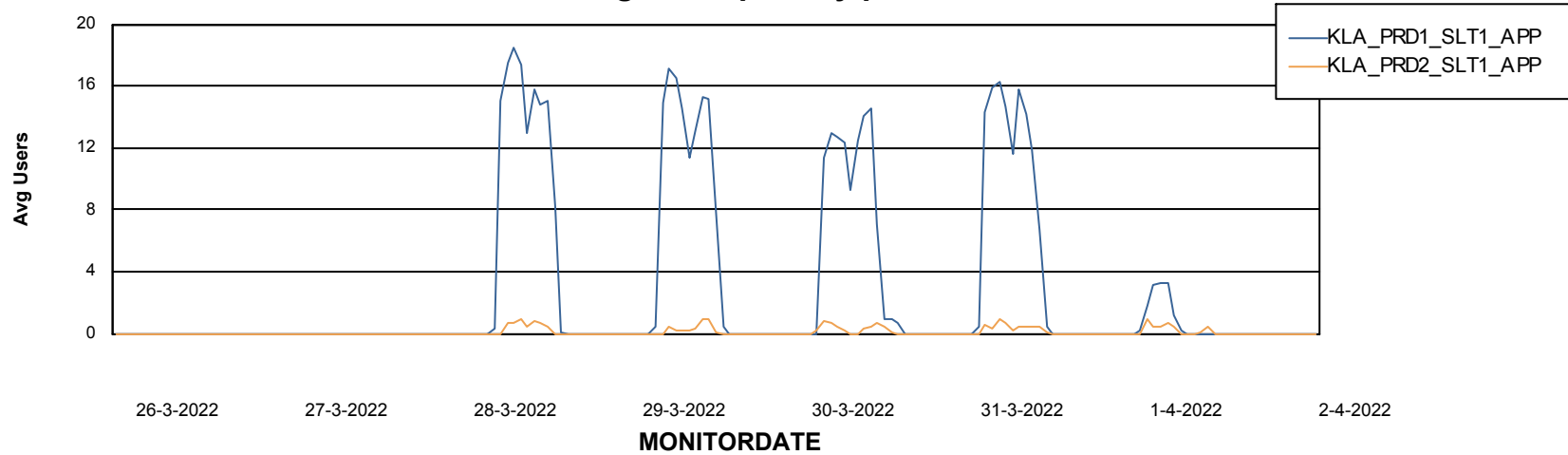


ABSSolute Application Server Services

Avg memory used per ABS Server Service



Avg users per day per ABS server



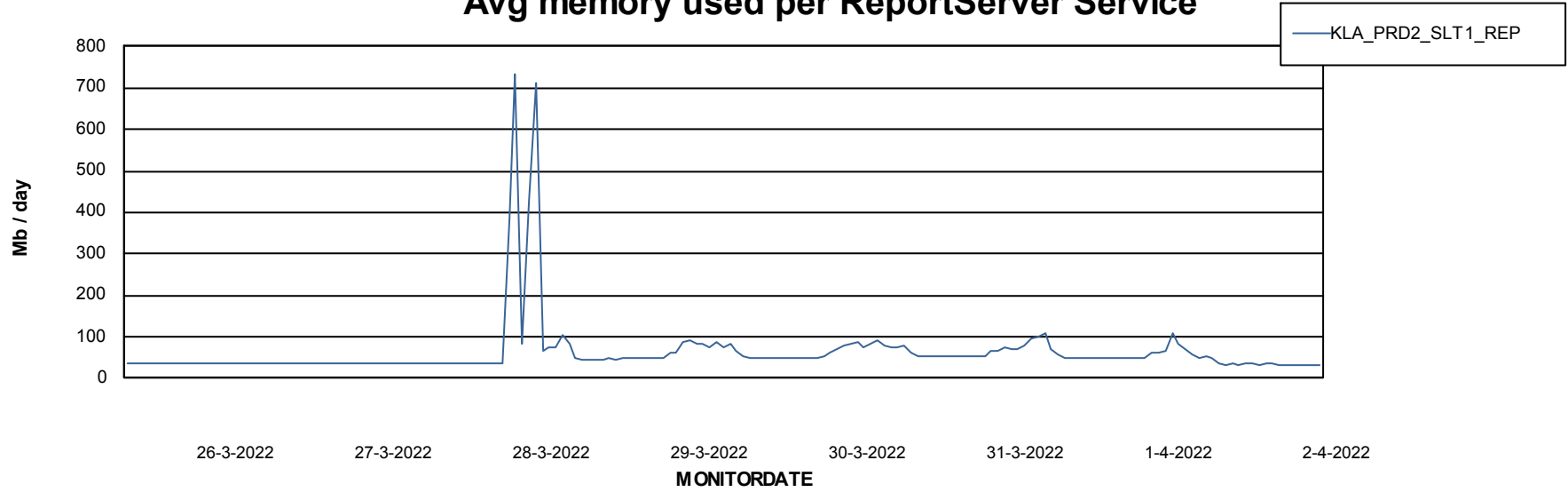
Weekly SLA Customer Report

Customer KLA_Production
Database ID 65



ABSSolute Application ReportServer Services

Avg memory used per ReportServer Service



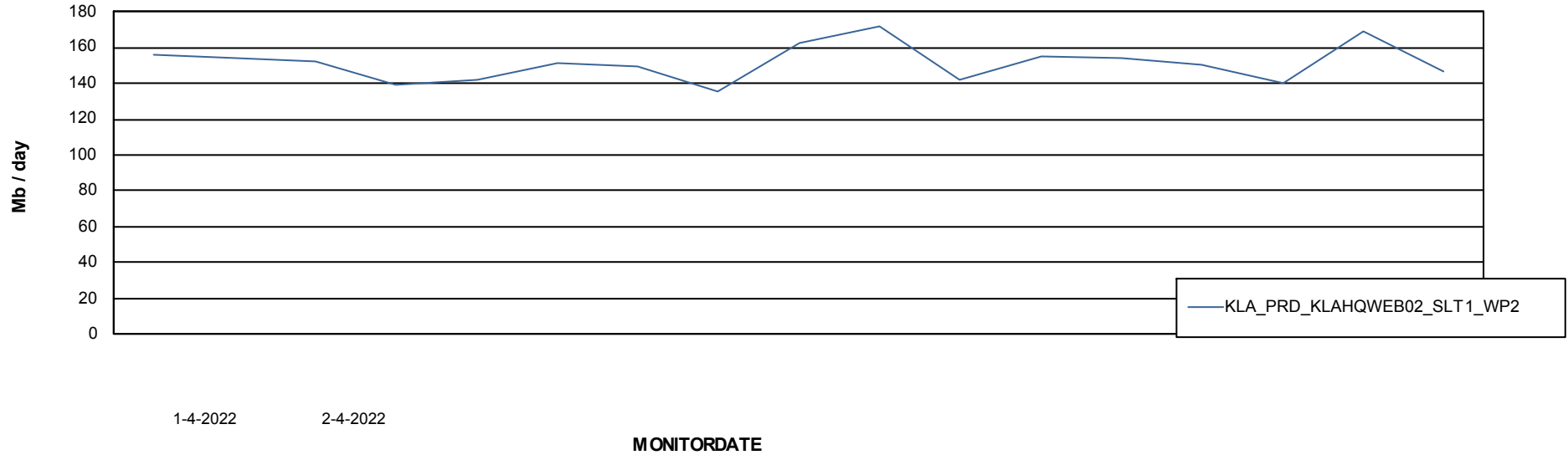
Weekly SLA Customer Report

Customer KLA_Production
Database ID 65



ABSSolute Web Component Services

Avg memory used per ABS Web component



Weekly SLA Customer Report

Customer KLA_Production
Database ID 65



Disaster per ABS component

